

**VECTOR®**

**For every mission,  
there is a Vector.**



# LONG HAUL



# INTER CITY



# DISTRIBUTION



**For every mission, there is a Vector®.**

Delivering fresh and frozen goods from “farm to fork” is a complex process - and the key to success is your equipment.

It needs to be performant and reliable regarding each specific aspect of your mission.

Our Vector range helps you take on the challenge with three specialized refrigeration units.

Each unit is designed to maximize your **cold chain performance**, optimize your **cost of ownership** and minimize your **environmental footprint**.



### **VECTOR 1350**

Featuring one of the lightest weight in the field, this unit offers ease of use and high performance for a maximum payload.

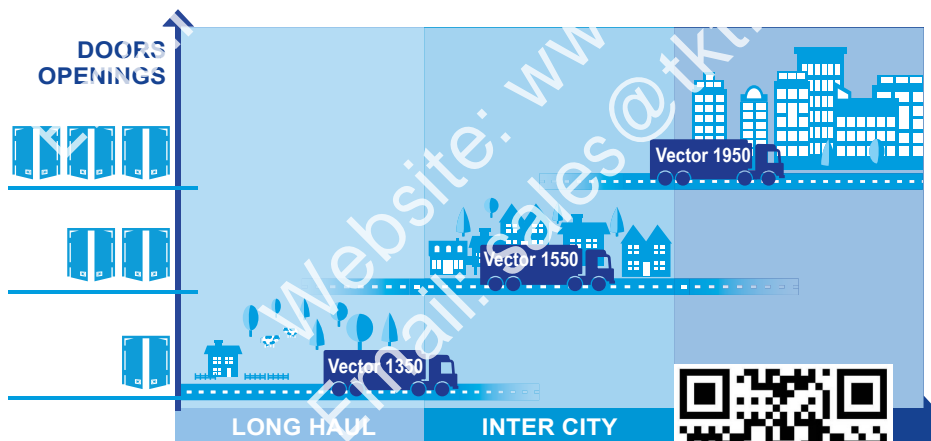
Perfect for national and international long haul deliveries, it also serves various distribution assignments with few door openings.

### **VECTOR 1550**

This Vector offers high versatility and optimized cost of ownership for long haul deliveries and distribution assignments which require frequent door openings.

### **VECTOR 1950**

Designed for deliveries requiring precise temperature control of sensitive goods, Vector 1950 also serves intense distribution assignments requiring multi temperature and/or multiple door openings.



The unit selection may vary according to the type insulation of the box, size of the body, ambient temperature. Please consult your local Carrier contact for advice.



Light & Easy to use

# VECTOR 1350



## YOUR MISSION

Does your mission require constant temperature over a long distance, with maximum payload and minimum downtime? Could it also imply distribution with a few door openings?

## OUR SOLUTION

Vector 1350 combines the simplicity of belt-driven technology with the efficiency of patented electric technology. With an optimized capacity of 13 100 Watts, vector 1350 is also available in Standby version.

## SIMPLE TO USE

The new cabin-like display is user-friendly.



## EASY TO MAINTAIN

With proven technology, widely available parts and easy access to components, your fleet can be quickly and easily maintained.

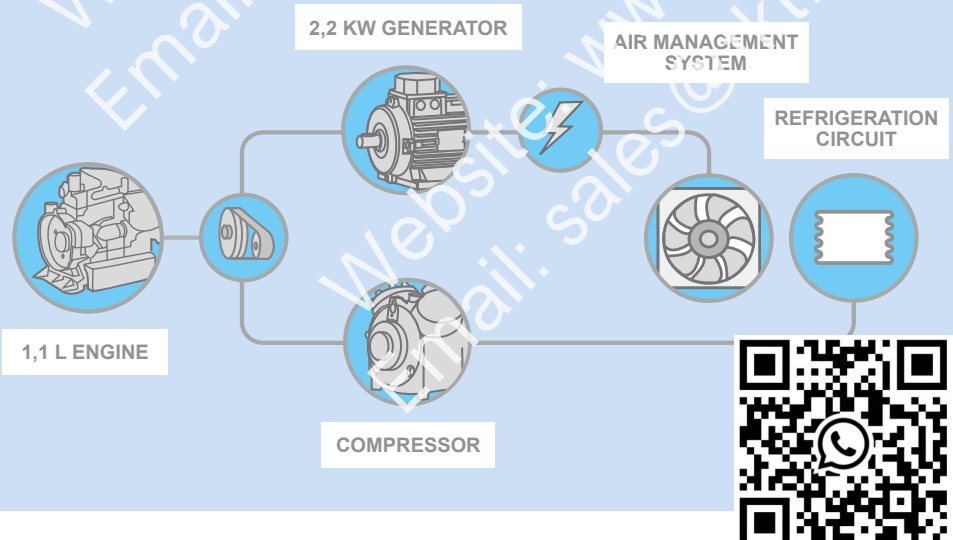
## LIGHTWEIGHT

At just 645 kg, the Vector 1350 unit is one of the lightest units in its class. It saves fuel by reducing the load on the tractor or increases payload in the box.



## TECHNOLOGY

The engine drives both a compressor and a generator to power the ventilation system. Electrical fans reduce the number of belts significantly improving the reliability while optimized capacity enabled downsized 1,1 L engine, achieving significant fuel savings.



# Versatile, Green and Cost-effective



## YOUR MISSION

Does your mission require long haul temperature controlled transport and distribution with frequent door openings?  
Are you working to reduce your environmental footprint?

## OUR SOLUTION

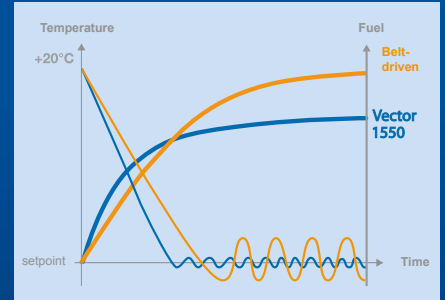
Vector 1550 combines patented E-Drive™ technology with an economizer – a performant, efficient and sustainable technology. Ready to handle a wide range of logistical challenges, it presents a low-cost of ownership, a balanced capacity of 14 995 Watts, and dramatically reduces your environmental footprint.

## AVAILABLE IN



## FUEL EFFICIENT

While delivering 14 995 Watts, fuel consumption is significantly reduced.




## MAXIMUM UPTIME

Patented E-Drive™ technology removes 17 serviceable parts for enhanced reliability, increasing uptime to 99,4%

## SUSTAINABLE TECHNOLOGY

With fewer joints and moving parts, all electric E-Drive™ technology combined with a hermetic compressor helps to reduce refrigerant leaks dramatically, when compared to belt-driven technology.



\* 5.8 Tons Annual CO2 saving per unit based on 1500 running hours

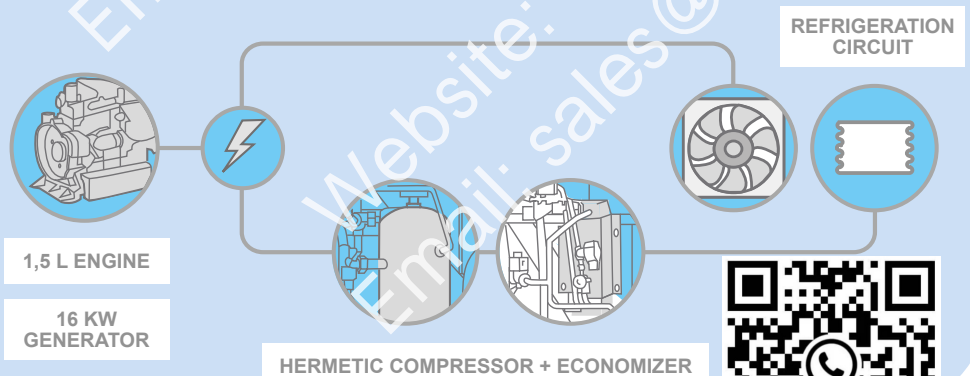


## TECHNOLOGY

E-Drive™ technology removes mechanical transmissions found in belt-driven technology by transforming engine power into electricity.

## TECHNOLOGY

The Vector 1550 unit is equipped with E-Drive™ technology. Benefiting from the economizer capacity boost, the hermetic compressor has been downsized enabling a reduction in engine size.



# Power & Control for Multi-Temperature, Multi-deliveries



## YOUR MISSION

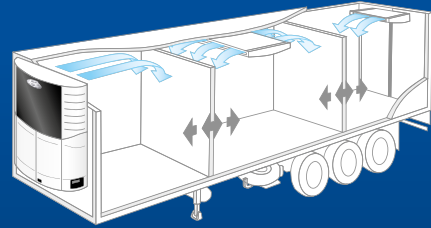
Does your mission require precise cold chain control with multiple delivery points?  
Do you need high power to transport goods in different temperatures?

## OUR SOLUTION

Vector 1950 combines a high refrigeration capacity with a flexible compartment configuration. It is perfect for transporting sensitive goods, for intensive distribution, multiple door openings and/or multi-temperature control. It has a capacity of 18 875 Watts.

## MULTI ZONE CONTROL

Freedom to customize your trailer.



## HIGH PERFORMANCE COOLING

The powerful Vector 1950 unit helps to protect your cargo with unparalleled pull down time, precise temperature control and homogeneous air distribution thanks to its 5 700 m<sup>3</sup>/h airflow.

## CITY VERSION

For quiet night deliveries in urban areas, the Vector 1950 City unit is Piek certified limiting noise up to 60dB(A).

AVAILABLE ON  
VECTOR 1550  
& VECTOR 1950

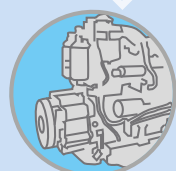


## BENEFITS

E-Drive™ technology delivers superior cold chain performance while reducing CO<sub>2</sub> footprint and total cost of ownership.

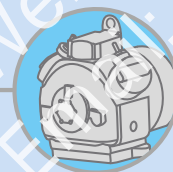
## TECHNOLOGY

The Vector 1950 unit is equipped with patented E-Drive™ technology. Electric constant heating and a unique concept of simultaneous cooling and heating ensure maximum performance across multiple compartments.



2,2 L ENGINE

23 KW GENERATOR



COMPRESSOR



REFRIGERATION CIRCUIT



# Technology to drive your business

## CONTROL INTELLIGENCE

### CUSTOMISE YOUR TRANSPORT

Maximise the effectiveness of your fleet. Control system software programs can be used to reduce fuel consumption, run time, maintenance costs and greenhouse gas emissions. Available for Vector 1550 and Vector 1950 units.



#### INTELLISET™

Selects custom profiles to balance cooling and fuel economy for different types of loads.



#### PRODUCTSHIELD™

Monitors ambient temperature to optimize box environment.



#### DOOR MAN™

Monitors door switches and adjusts unit operation to save fuel.



#### DATATRAK™

Provides one-way or two-way remote monitoring and control.



#### FUELCHECK™

In-tank ultrasonic sensor provides low fuel alert for drivers.



#### OPTICOLD

Ensures tightest temperature control, for temperature sensitive applications.



#### ECOFUEL

Provides the right balance between temperature control and fuel consumption.



#### RANGE PROTECT

Select two Min/Max setpoints to safeguard cargo.



#### PRETRIP

Triggers test unit operation before you leave.



#### KEYPAD LOCK

Avoids misuse of the control panel.

## ACCESSORIES

### EXPAND YOUR POSSIBILITIES

Boost driver efficiency and bottom line performance with a wide range of exclusive accessories.


- Range of Datacold temperature recorders
- ColdTrans (Telematics) real time monitoring
- ColdTouch (Cab remote control)
- Remote panels
- Light bar
- Fridge status view at a distance
- Dual sensor monitor
- Lift gate power supply: battery charger for Vector 1550 and 1950
- Battery guard
- Fuel warmer
- Unit Sound reduction: bottom panel and/or insulation
- Fuel tank
- TRUView\_PC\_tool to perform maintenance

		VECTOR 1350	VECTOR 1550	VECTOR 1550 CITY	VECTOR 1950	VECTOR 1950 MT	VECTOR 1950 CITY MT
<b>COOLING CAPACITY ROAD</b> (Watts)	0°C/+30°C	13 110	14 995	14 835 12 050 <sup>(2)</sup>	18 875	18 200	18 005 14 110 <sup>(2)</sup>
	-20°C/+30°C	8 305	8 285	8 160 6 700 <sup>(2)</sup>	10 130	9 410	9 900 8 510 <sup>(2)</sup>
<b>COOLING CAPACITY STANDBY</b> (Watts)	0°C/+30°C	8 000 <sup>(1)</sup>	13 200	12 600	15 440	15 345	15 000
	-20°C/+30°C	6 915 <sup>(1)</sup>	7 360	7 055	9 200	9 085	9 125
<b>HEATING CAPACITY</b> (Watts)		9 300	8 800	8 800 5 000 <sup>(2)</sup>	8 700	8 700	8 700
<b>AIRFLOW</b> (m <sup>3</sup> /h)		5 435	5 700	5 700 4 425 <sup>(2)</sup>	5 700	5 700	5 700
<b>WEIGHT</b> (Kg)		645 690 <sup>(1)</sup>	706	725	882	911	712 Undermount box : 563
<b>DIMENSIONS</b> (mm)		2050 x 430 x 2227 Standardized mounting points throughout complete Vector range					2050 x 430 x 2227 Undermount box: 1500 x 540 x 800
<b>SOUND PRESSURE</b> (dB(A))	Standard	69	71,5	60 <sup>(2)</sup>	76	76	60 <sup>(2)</sup>
	Low Noise	67	70,5		73	73	



# A European network of experts

## CARRIER TRANSCOLD SERVICE

- 59 Countries
- Over 2 000 service engineers
- 24/7 mobile assistance 
- More than 600 service points

## SERVICE CENTER LOCATOR

Download our mobile application to locate your nearest service center. Available for Apple®\* & Android™\*\*.

\* Apple® is a registered trademark of Apple Inc.

\*\* Android™ is a trademark of Google Inc.



## A LARGE NETWORK

Put your fleet in the hands of professionals. Using the latest equipment, 2000 fully trained technicians across 600 service centres are ready to keep your fleet on the road. We'll assist you wherever you are, 24 hours a day.

## QUALITY PARTS

The right parts at the right time. Rely on Carrier Genuine Performance Parts and you can be confident your fleet benefits from the best quality, availability, choice and cost efficiency.

## ON CONTRACT

Plan ahead for peace of mind. Our everCOLD contract ensure your equipment is always operating at maximum efficiency.

