



Parts Manual



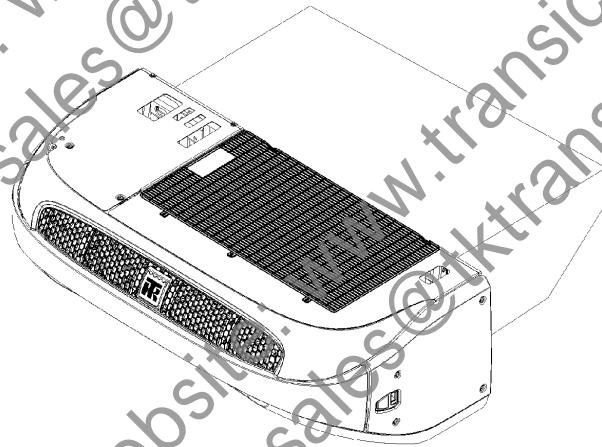
T-800 M

TK 54651-1-PM (Rev. 2.0)



T-800 M

TK 54651-2.0



Printed: July 12, 2013

Copyright © 2010 - Thermo King Corp. - Minneapolis, MN U.S.A.

Printed in U.S.A.

General Information

Tables of Contents

This Parts Manual contains a numerical table of contents listing each assembly name, its associated Grid number and page number. The numerical table of contents is arranged numerically by Grid number. There are references in a parts list referring to other Grid numbers; the numerical table of contents is arranged to facilitate finding the referenced illustrations.

Assemblies and Subassemblies

When parts are indented in the description preceded with an asterisk (*). This indicates part(s) is available separately or included.



GRID NO. 67D6

SWITCH PANEL ASSEMBLY

REF	PART#	DESCRIPTION	QTY
	45-1239	PANEL - assy, switch	1
1	99-1960	*PANEL	1
	99-6280	**NAMEPLATE - panel	1
2	33-743	*GASKET	1

For example: The Switch Panel Nameplate (99-6280) is available separately, available as part of the Switch Panel (99-1960) and with the Panel Assembly (45-1239).

ABBREVIATIONS:

The following abbreviations appear in Parts Manuals.

A AC.....alternating current	E exp.....expansion	P pcb.....printed circuit board
A/R.....as required	ext.....external	pkg.....package
accum.....accumulator	F F.....Fahrenheit	ph.....phase
adj.....adjusting	fill.....fillister	pos.....positive
al.....aluminum	fi.....fuel injection	psi.....pounds per square inch
alt.....alternator	fl.....flare	R rad.....radiator
A or amp.....ampere	fpt.....female pipe thread	rcvr.....receiver
assy.....assembly	ft.....feet	ref.....reference
B bd.....board	ftg.....fitting	reg.....regulator
brg.....bearing	G gal.....gallon	req.....required
brkr.....breaker	H hex.....hexagon	rpm.....revolutions per minute
brkt.....bracket	hh.....hexagon head	S sec.....second
C C.....Celsius	hd.....head	sld.....solder
cw.....clockwise	hp.....horsepower	soc hd.....socket head
ccw.....counter-clockwise	hsg.....housing	sol.....solenoid
cam.....camshaft	I id.....inside diameter	spl.....special
cm.....centimeters	in.....inch (2.54 cm)	sq.....square
compr.....compressor	incl.....includes	ss.....stainless steel
cond.....condenser	inj.....injection	std.....standard
conn.....connecting, connector	int.....internal	stl.....steel
cyl.....cylinder	int th.....internal tooth	suct.....suction
D def.....defrost	K kW.....kiloWatt	sw.....switch
deg.....degree	L L.....Liter (Litre)	T term.....terminal
dehyd.....dehydrator	liq.....liquid	temp.....temperature
dia.....diameter	lg.....long	thk.....thick
DC.....direct current	M M.....Meter	TSA.....Transport Solutions Americas
disch.....discharge	mm.....millimeter	U us.....undersize
diff.....differential	mpt.....male pipe thread	V vib.....vibrasorber
E EMI.....Extended Maintenance Interval	mod.....modulating	V.....Volt
EMEIA.....Europe, Middle East, India and Africa	N neg.....negative	W W.....watt
eng.....engine	No.....number	w/.....with
exch.....exchanger	NS.....not supplied	w/o.....without
	NSS.....not sold separately	
	os.....oversized	
	od.....outside diameter	

Contents



Title	G	Page
T-800 M REFERENCE SHEET.....	15U14	6
BATTERY BOX ASSEMBLY (TSA).....	38B2	166
BATTERY BOX ASSEMBLY (EMEIA).....	91G11	168
SOLENOID VALVE - NORMALLY CLOSED.....	116G10	116
NAMEPLATES.....	143D11	176
CLUTCH ASSEMBLY (107-349).....	145F4	84
REMOTE INDICATOR LIGHT.....	152F13	146
COMPRESSOR X214 (DEEP SUMP).....	185H5	106
STARTER & GLOW PLUG GROUP.....	208F7	36
FUEL INJECTION VALVE (TK 370/370N).....	213H0	30
CYLINDER HEAD AND COVER (TK 370/370N).....	213H2	12
CAMSHAFT & DRIVING GEAR (TK 370/370N).....	213H4	18
GEAR HOUSING GROUP AND OIL PUMP (TK 370/370N, 31NV80).....	213H5	24
WATER PUMP (TK 370/370N).....	213H6	28
MOUNTING FLANGE & OIL SUMP (TK 370/370N).....	213H7	20
GASKET SET (TK 370/370N).....	214A1	38
FUEL & OIL FILTERS, HOSES & FITTINGS.....	233H0	40
CONDENSER FRAME GROUP.....	233H7	150
AIR FILTER & MUFFLER GROUP.....	233H9	46
ENGINE COOLING SYSTEM T-600/800.....	235A1	48
THROTTLE SOLENOID GROUP.....	235A4	44
CONDENSER COVERS & GRILLES T-600/600R/800/800R.....	235A8	158
DOORS & COVERS T-600/600R/800/800R.....	235A9	154
HIGH VOLTAGE TRAY.....	235F2	124
FUEL TANK & PUMP GROUP.....	235F4	170
REMOTE CONTROL BOX.....	235H0	130
FANSHAFT ASSEMBLY.....	235H1	74
REFRIGERATION - EVAPORATOR (before 6/12).....	235H3	94
RECEIVER TANK GROUP.....	235H5	112
DEHYDRATOR GROUP.....	235H6	114
JACKSHAFT ASSEMBLY (before 2/13).....	235H7	76
NAMEPLATES.....	236B5	172
BATTERY CABLES & FUSE.....	236D0	136
POWER RECEPTACLE & MOTOR HARNESS TSA.....	236D3	142
CYLINDER BLOCK (TK 370N).....	236D4	10
HOSE MANAGEMENT.....	236H1	144
EXHAUST MANIFOLD (370N).....	236H5	22
OIL LUBRICATION SYSTEM (TK 370N).....	236H6	26
FUEL INJECTION PUMP (TK 370N).....	236H7	32
CRANKSHAFT & PISTON (TK 370N).....	236H8	16
LOW SOUND Ldb KIT (T-600 & T-800).....	240B2	164
REFRIGERATION TUBES, CLAMPS & MOUNTING (before 2/13).....	240C4	98
POWER RECEPTACLE & MOTOR HARNESS EMEIA.....	240C5	138
REFRIGERATION - CONDENSER.....	240H7	86
COMPRESSOR, MOTOR & ALTERNATOR MOUNTING (before 2/13).....	240H9	58
COMPRESSOR GROUP.....	242G1	104
ELECTRICAL COMPONENTS (Recip units).....	242G2	118

Contents



Title

CONTROL BOX.....	242G3	122
MAIN HARNESS & EVAPORATOR HARNESS.....	242G4	132
EVAPORATOR COMPARTMENT (1/10 & after).....	242G5	160
BELTS, PULLEYS & FAN GROUP (T-570R/600M/800M).....	242G6	66
IDLER PULLEY (before 2/11).....	242G8	80
HMI CONTROLLER & HARNESS.....	247E6	128
ENGINE MOUNTING GROUP (TK 370N).....	250B0	56
IDLER PULLEY (2/11 & after).....	250F5	82
FLUSH MOUNT CONTROLLER.....	256H4	148
JACKSHAFT ASSEMBLY (2/13 & after).....	259E2	78
REFRIGERATION - EVAPORATOR (After 6/12).....	259F8	96
REFRIGERATION TUBES, CLAMPS & MOUNTING (Micro Channel cond coil).....	259H4	102
ENGINE COOLING SYSTEM (micro-channel coil).....	259H5	52
REFRIGERATION - CONDENSER (w/ micro channel coil).....	259H6	90
COMPRESSOR, MOTOR & ALTERNATOR MOUNTING.....	261H7	62
BELTS, PULLEYS & FAN GROUP (2/13 & after).....	267A1	70

Website: www.tktransicold.net
 Email: sales@tktransicold.com

Contents

Title

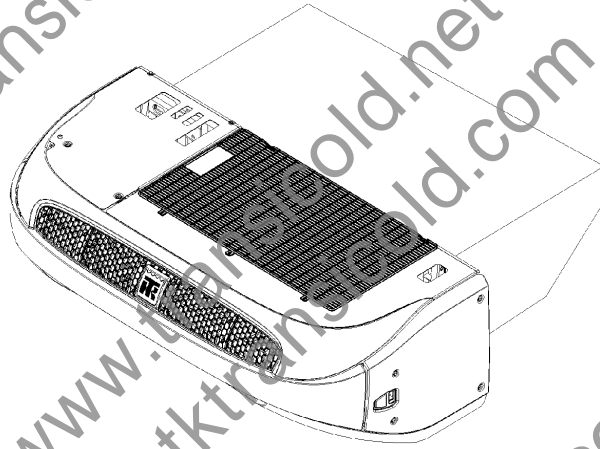


Website: www.transicold.net
Email: sales@tktransicold.com

Website: www.transicold.net
Email: sales@tktransicold.com

Website: www.transicold.net
Email: sales@tktransicold.com

Website: www.transicold.net
Email: sales@tktransicold.com



Website: www.transicold.net
Email: sales@tktransicold.com

Website: www.transicold.net
Email: sales@tktransicold.com

Website: www.transicold.net
Email: sales@tktransicold.com

Website: www.transicold.net
Email: sales@tktransicold.com

T-800 M REFERENCE SHEET

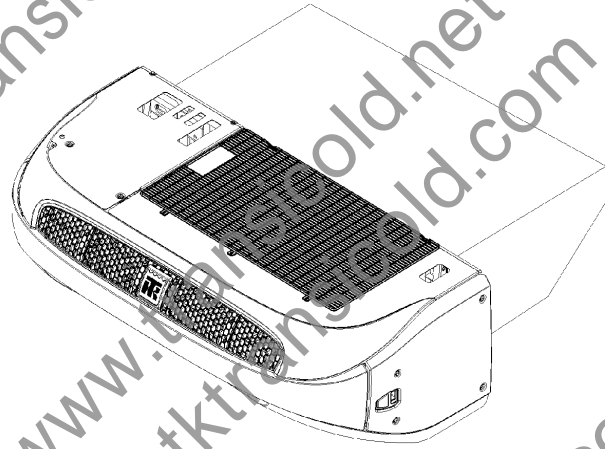
Revised
05/08/13



B/M	DESCRIPTION	
901510	System T-800M 30	
901511	System T-800M 50 230/3/60 TSA	10/10
901512	System T-800M 50 460/3/60 TSA	8/11
901513	System T-800M 50 230/3/60 EMEIA	10/10
901514	System T-800M 50 230/3/50 EMEIA	6/12
901515	System T-800M 50 400/3/50 EMEIA	10/10
097700	T-800M 30	10/10
097701	T-800M 50 230/3/60	10/10
097702	T-800M 50 460/3/60	8/11
097703	T-800M 50 230/3/60	5/13
097704	T-800M 50 230/3/50	6/12
097705	T-800M 50 400/3/50	10/10
088265	EPDM Engine Hoses	6/12
088275	Side Screens, Evaporator	6/12
088278	Mechanical Throttling Valve	10/10
088293	Remote Mounted HMI	8/11
088321	Remote Mounted HMI	10/10
097623	Ldb Option	6/12
097680	400/3/50 EMEIA	10/10
097681	230/3/50 EMEIA	6/12
097682	230/3/60 EMEIA	10/10
097683	460/3/60 TSA	10/10
097684	230/3/60 TSA	10/10
097712	Control box 30	10/10
097717	WHISPER Plus	10/10
097736	Low Sound Ldb Kit	10/10
097737	Top Screen	6/12
700955	Hose Management Kit	6/12
701468	Fuel Tank 30 Gal	8/11
701651	Flush Mount Controller EMEIA	6/12
702177	Snow Cover	6/12
701288	Remote Light	8/11
719182	Hose Management Kit, Straight	8/11



Website: www.transicold.net
Email: sales@tktransicold.com



Website: www.transicold.net
Email: sales@tktransicold.com

Website: www.transicold.net
Email: sales@tktransicold.com

Website: www.transicold.net
Email: sales@tktransicold.com

T-800 M REFERENCE SHEET

Revised
05/08/13



B/M	DESCRIPTION	
800213	Battery Box EMEIA	
800373	Installation Kit TSA	8/11
800374	Installation Kit EMEIA	6/12
810044	Battery Box TSA	6/12

Website: www.transicold.net
Email: sales@tktransicold.com

Website: www.transicold.net
Email: sales@tktransicold.com

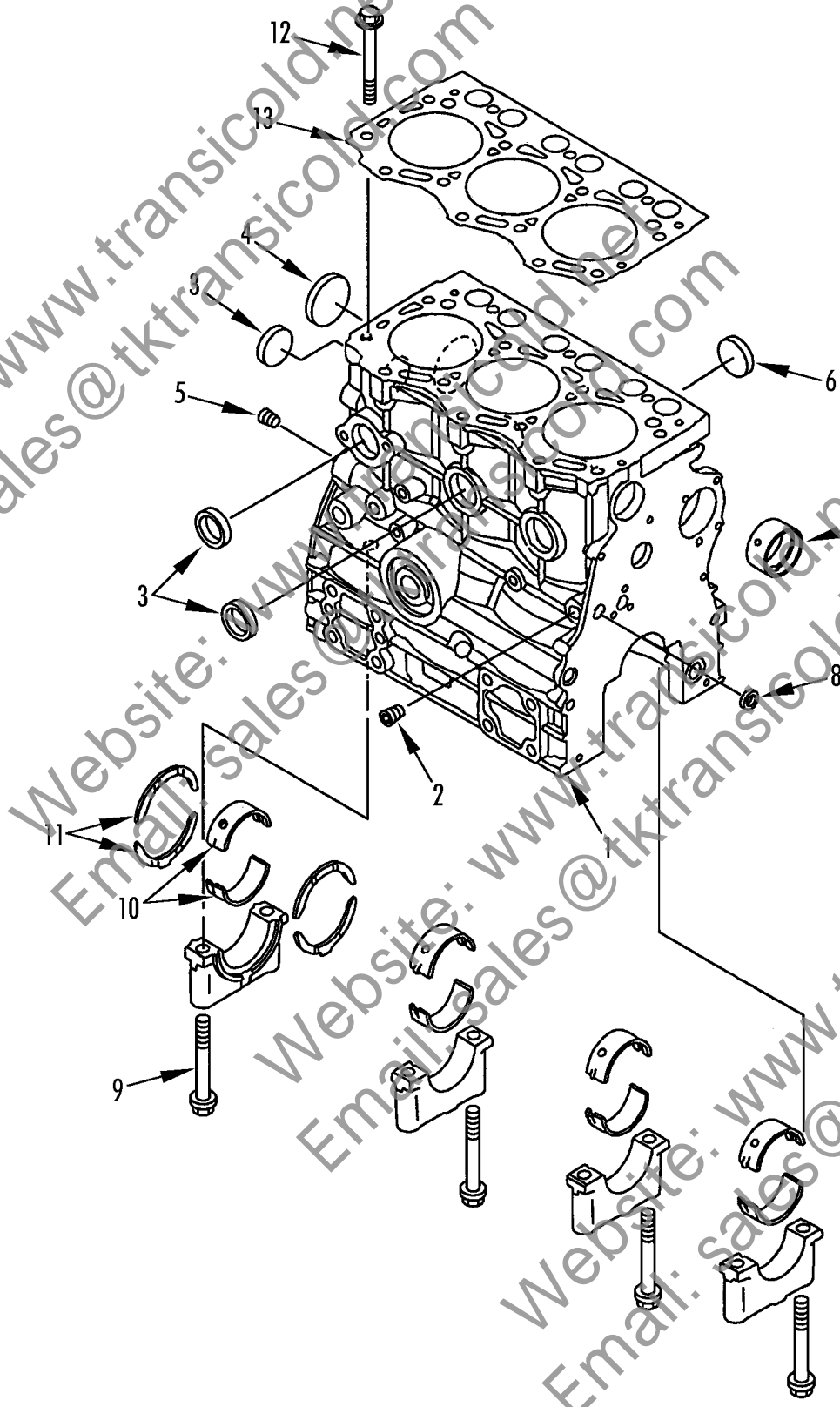
Website: www.transicold.net
Email: sales@tktransicold.com

Website: www.transicold.net
Email: sales@tktransicold.com

236D4



CYLINDER BLOCK (TK 370N)

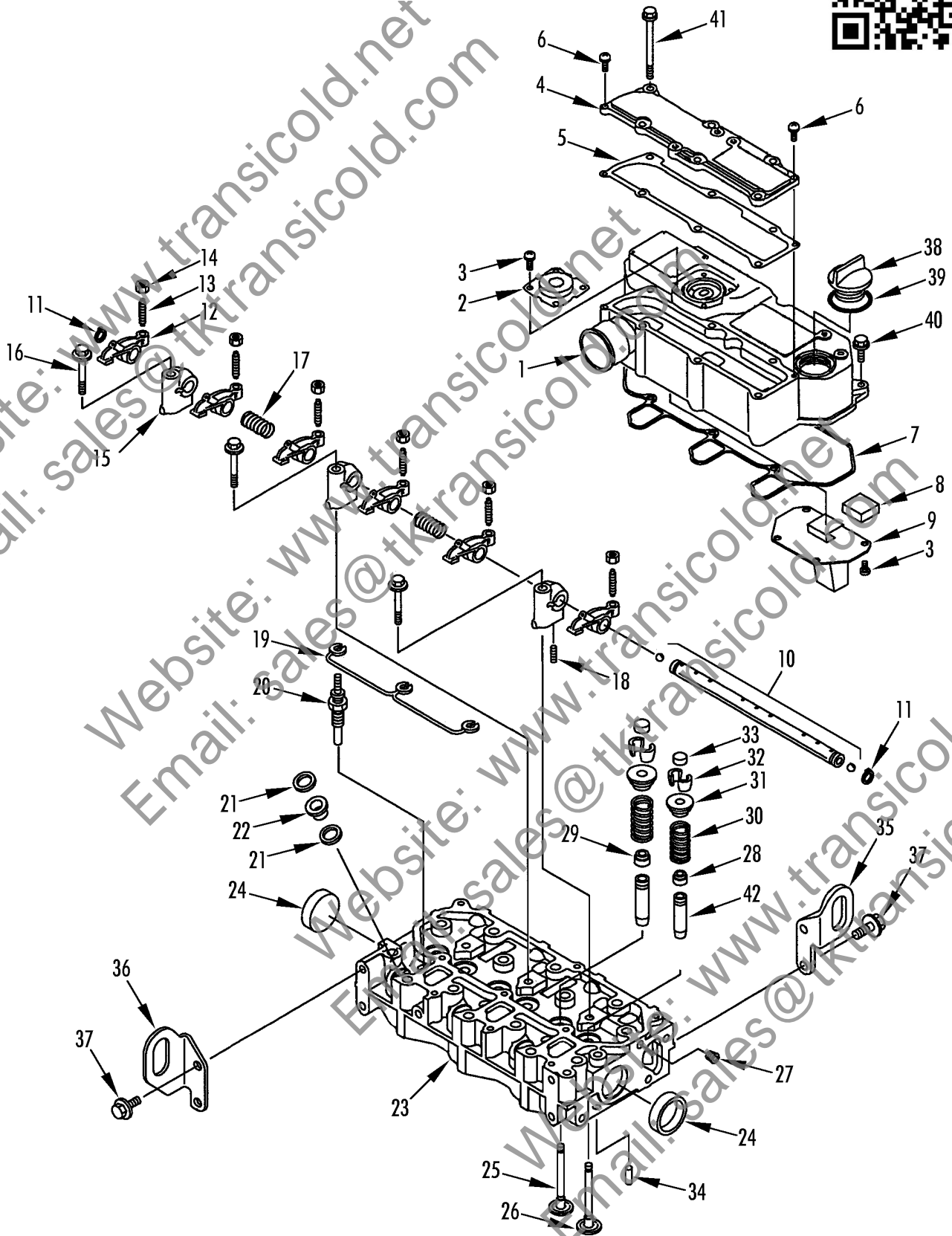


CYLINDER BLOCK (TK 370N)



Revised
07/28/11

REF	PART NO.	DESCRIPTION	
	101-369	ENGINE ASSEMBLY (TK 370N)	
1	12-874	BLOCK - cylinder (assy)	1
2	55-4593	*PLUG (1/8)	1
3	11-5499	*PLUG (30 mm)	4
4	51-590	*PLUG (45 mm)	1
5	55-6176	*PLUG (1/4)	1
6	55-5779	*PLUG (25 mm)	3
7	13-843	*BUSHING - camshaft	1
8	11-6555	*PLUG (12 mm)	1
9	55-6178	*BOLT	8
10	13-844	*BEARING - main	4
11	13-553	*BEARING - thrust (set of 2)	1
12	51-625	SCREW - cylinder head	14
13	33-4209	GASKET - cylinder head	1
	30-278	GASKET SET (see 214A1)	1

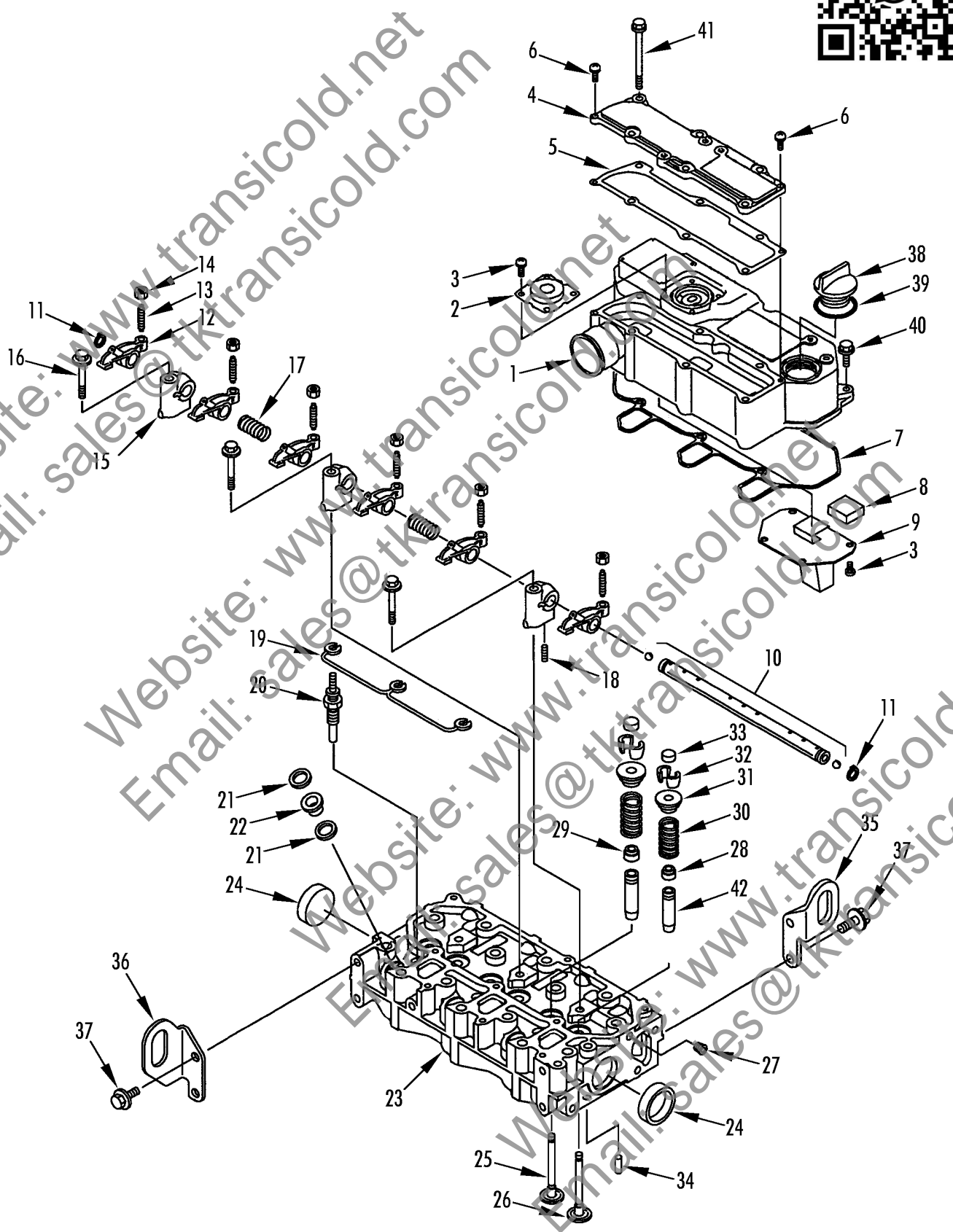


CYLINDER HEAD AND COVER (TK 370/370N)

Revised
04/17/13



REF	PART NO.	DESCRIPTION	
1	13-561	COVER - cylinder head	
2	13-339	*VALVE - diaphragm	1
	33-4091	*O-RING - diaphragm	1
3	51-598	*SCREW - valve & baffle	8
4	13-562	*COVER - intake	1
5	13-563	*GASKET - intake manifold	1
6	51-599	*SCREW - cover	2
7	33-4210	*GASKET - cover	1
8	11-9660	*BAFFLE - breather	3
9	11-9659	*PLATE - baffle	1
10	13-559	SHAFT - rocker	1
11	11-6579	CIRCLIP	2
12	11-9657	ARM - rocker	6
13	55-8859	*SCREW - valve	6
14	55-8860	*NUT - adjust	6
15	11-9656	SUPPORT - rocker arm	3
16	55-5772	SCREW - support	3
17	13-560	SPRING	2
18	55-6207	SCREW (M5 x 36)	1
19	41-6702	CONNECTOR - glow plug	1
20	41-6582	GLOW PLUG	3
21	33-1733	GASKET - nozzle	6
22	11-9646	PROTECTOR - nozzle	3
23	12-875	HEAD ASSEMBLY - cylinder	1
24	55-5806	*PLUG (35 mm)	2
25	13-558	*VALVE - exhaust	3
26	13-848	*VALVE - intake	3
27	51-597	*PLUG (1/16)	1
28	11-9653	*SEAL - valve stem (intake)	3
29	11-9654	*SEAL - valve stem (exhaust)	3
30	11-9650	*SPRING - valve	6
31	11-9651	*RETAINER - spring	6
32	11-9652	*KEEPER - valve	12



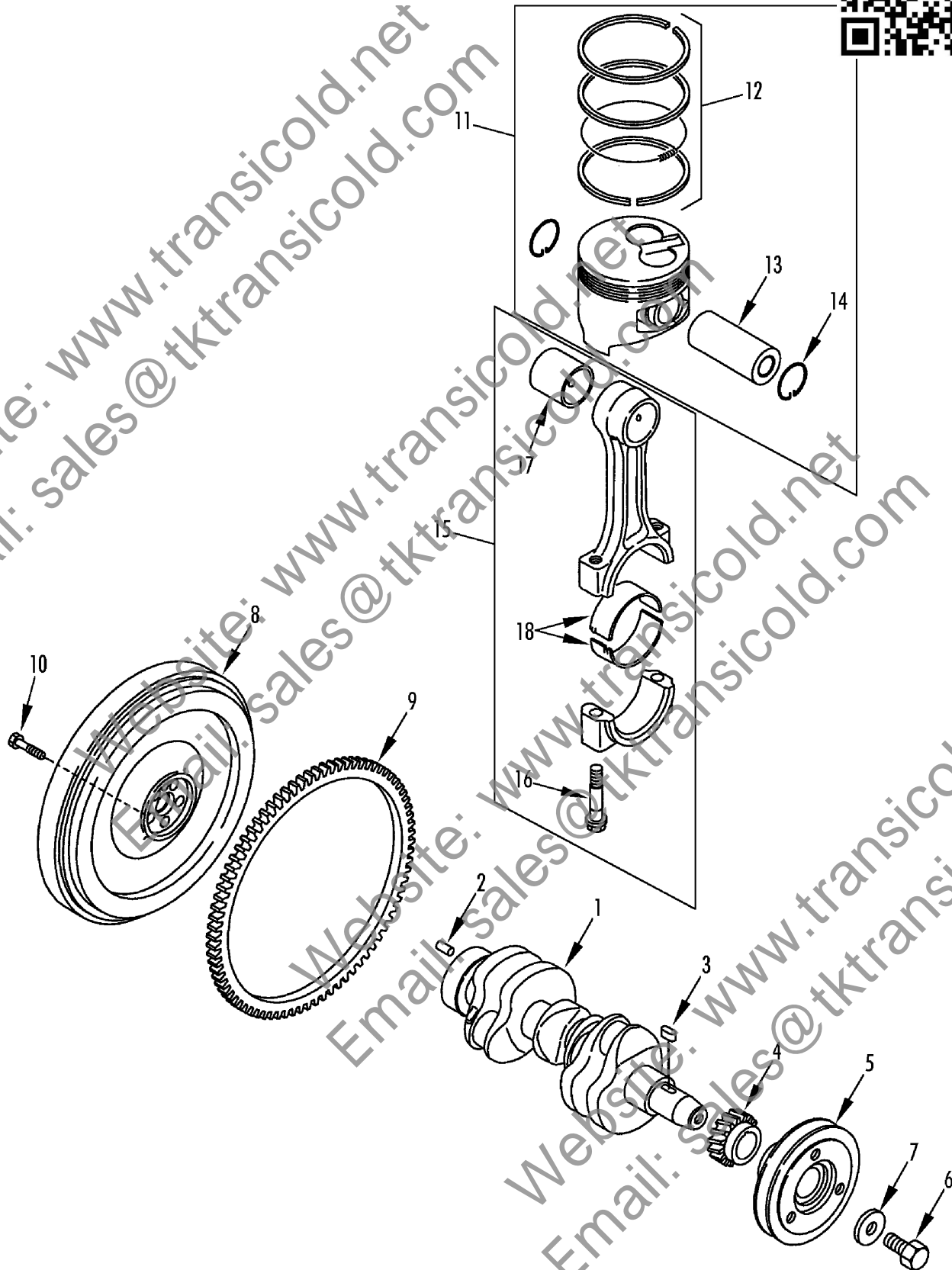
CYLINDER HEAD AND COVER (TK 370/370N)

Revised
04/17/13



REF	PART NO.	DESCRIPTION	
33	11-9647	CAP - valve	
34	55-5803	SPRING - pin	2
35	11-9644	LIFTER - engine	1
36	13-410	LIFTER - engine	1
37	55-8441	SCREW - lifter	4
38	11-5091	COVER - filler	1
39	33-1954	O-RING - oil filler	1
40	55-5811	SCREW - valve cover	3
41	51-600	SCREW - valve cover	6
42	13-556	GUIDE - valve	6
	30-278	GASKET SET (see 214A1)	1

Website: www.transicold.net
 Email: sales@tktransicold.com

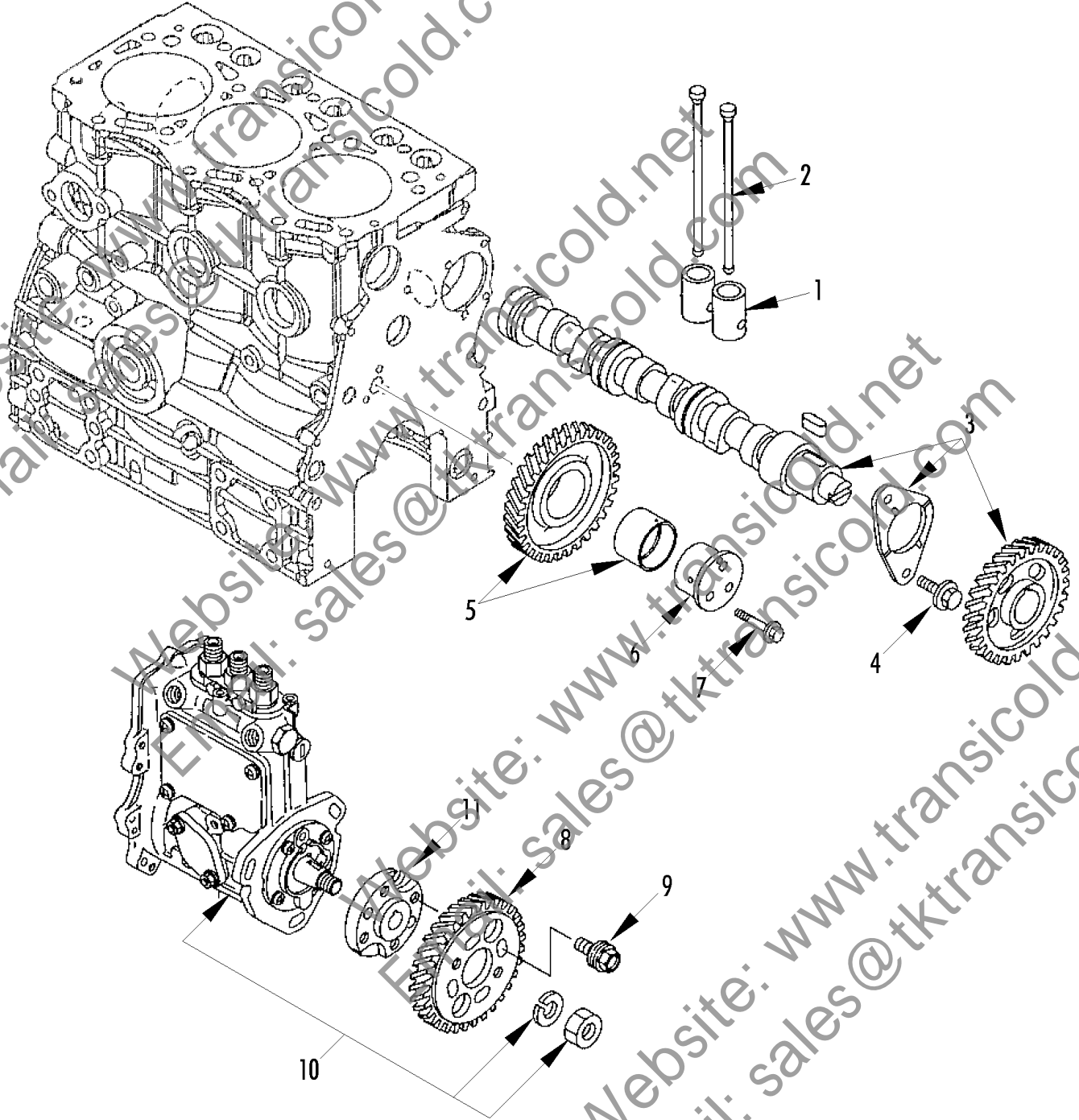


CRANKSHAFT & PISTON (TK 370N)



Revised
06/02/09

REF	PART NO.	DESCRIPTION	
1	12-876	CRANKSHAFT - assembly	1
2	55-5816	*PIN - dowel (flywheel)	1
3	55-5813	*KEY - gear	1
4	11-9670	GEAR - crankshaft	1
5	77-2756	PULLEY - crankshaft	1
6	55-5818	SCREW - pulley	1
7	55-5819	WASHER	1
8	12-941	FLYWHEEL - assembly	1
9	11-7031	*GEAR - ring	1
10	55-6382	SCREW - flywheel	5
11	13-566	PISTON KIT (std, incl rings, pin & circlip)	3
12	13-567	*RING SET (std)	3
	13-571	PISTON KIT (0.25 os, incl rings, pin & circlip)	3
	13-572	*RING SET (0.25 os)	3
13	13-568	*PIN - piston	3
14	11-9674	*CIRCLIP	6
15	13-569	ROD - connecting	3
16	51-604	*BOLT - connecting rod	2
17	13-413	*BUSHING - wrist pin	1
18	13-851	*BEARING - connecting rod	1
	13-852	BEARING - connecting rod (0.25 us)	1



CAMSHAFT & DRIVING GEAR (TK 370/370N)

Revised
06/10/09



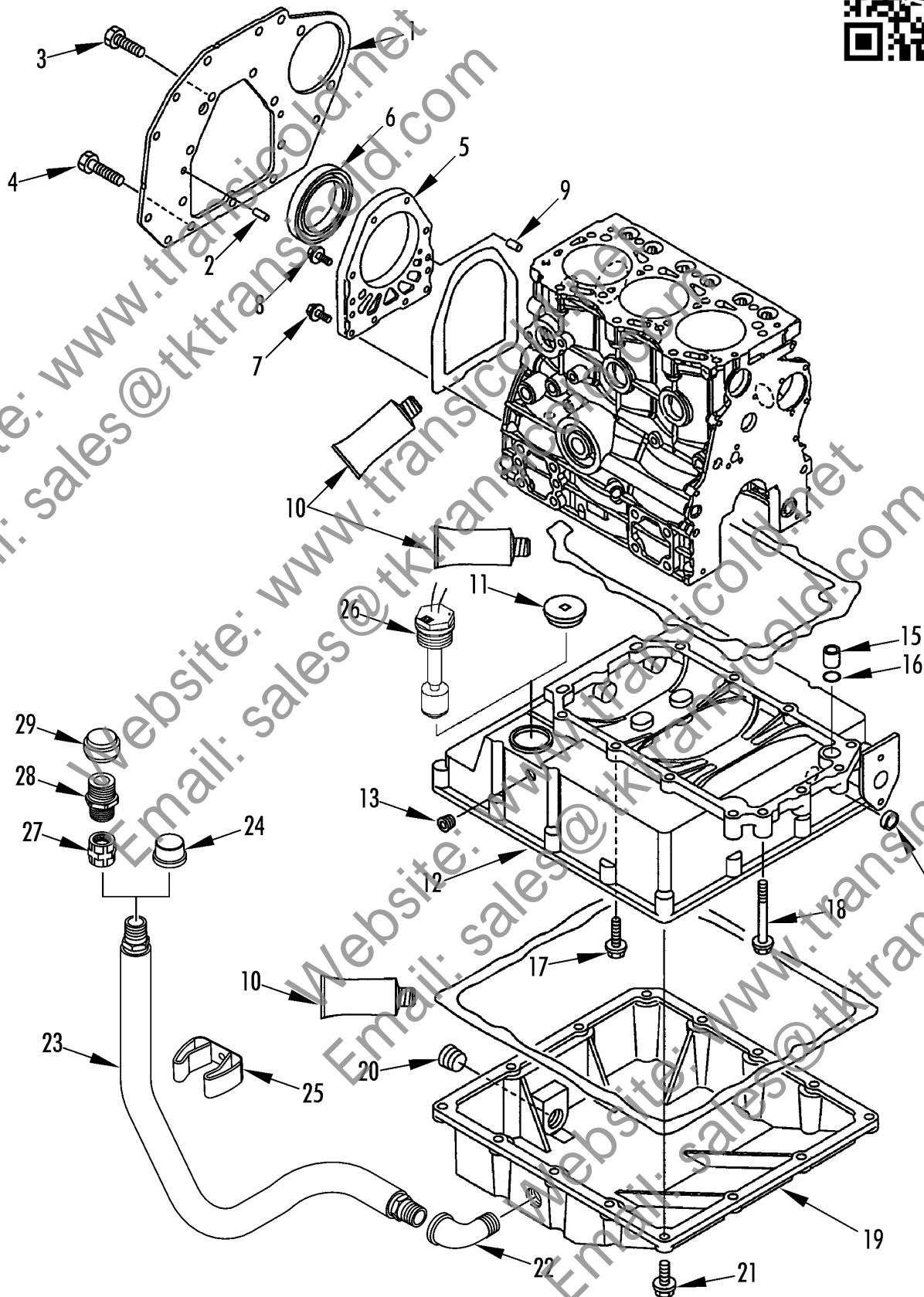
REF	PART NO.	DESCRIPTION	
1	11-6590	TAPPET	
2	13-564	ROD - push	6
3	13-565	CAMSHAFT - gear & plate	1
4	55-5798	SCREW - plate	2
5	13-850	GEAR ASSEMBLY - idle	1
6	11-9666	SHAFT - idle gear	1
7	55-5770	SCREW - idle shaft	3
8	11-9668	GEAR - pump	1
9	55-9222	SCREW - gear	4
10	101-360	PUMP - fuel injection (see 213H9, TK 370)	1
	101-373	PUMP - fuel injection (see 236H7, TK 370N)	1
11	13-422	FLANGE - pump	1

Website: www.transcold.net
 Email: sales@tktranscold.com

213H7



MOUNTING FLANGE & OIL SUMP (TK 370/370N)



MOUNTING FLANGE & OIL SUMP (TK 370/370N)

Revised
03/23/12

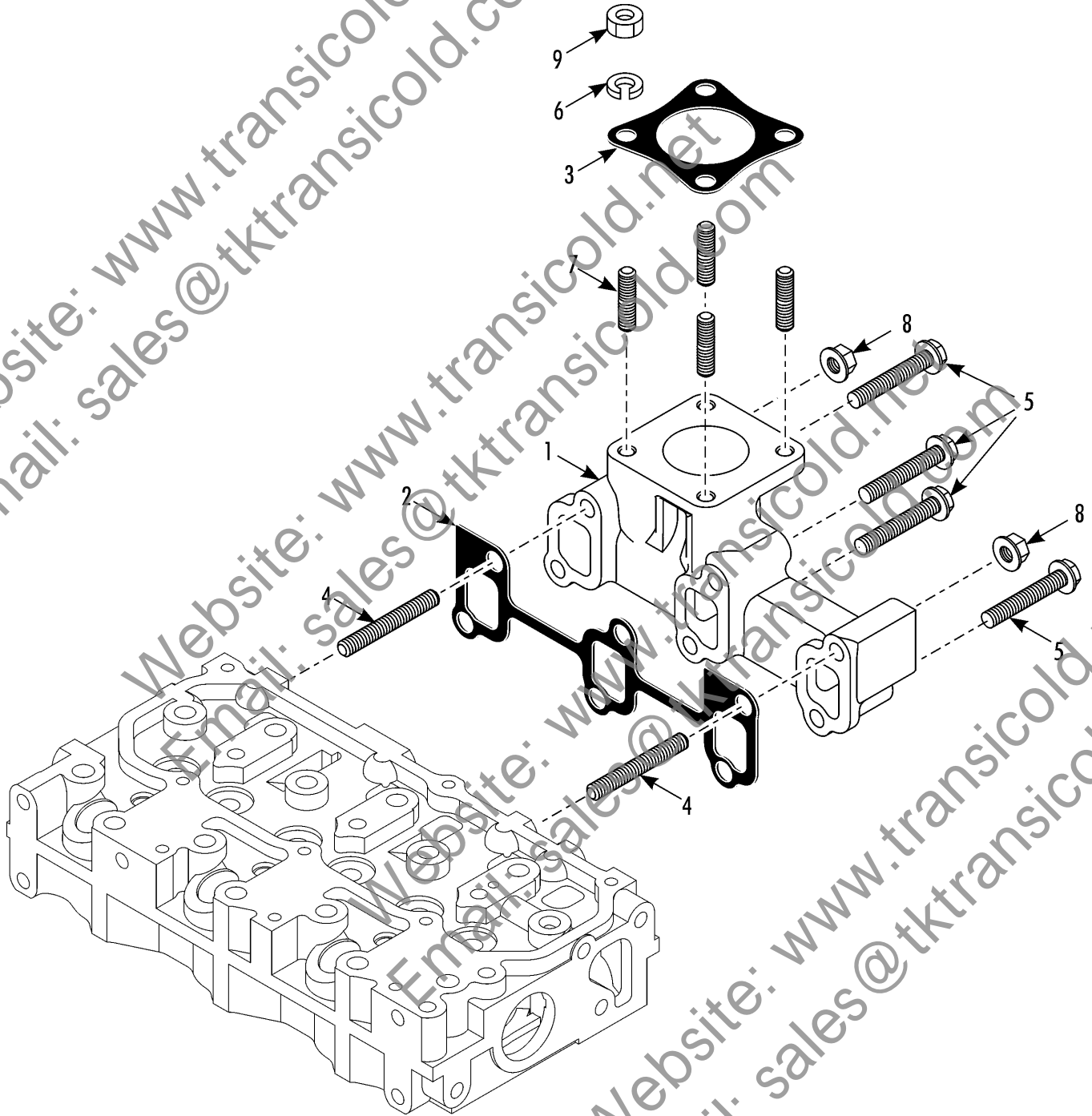


REF	PART NO.	DESCRIPTION	
1	11-9641	FLANGE - mounting	
2	55-5816	PIN - dowel (8 x 16)	2
3	55-5848	SCREW - flange (M10 x 20)	7
4	55-6537	SCREW - flange (M10 x 25)	3
5	13-408	HOUSING - oil seal (assembly)	1
6	33-4123	SEAL - oil	1
7	55-5860	SCREW - case	4
8	55-5849	SCREW - case	6
9	55-5795	PIN - dowel	2
10	203-348	GASKET - rtv	A/R
11	11-9643	PLUG - oil pan	1
12	13-554	SUMP - oil	1
13	51-1190	*PLUG (1/8)	1
14	51-595	*PLUG (1/8)	1
15	11-9642	PIPE - knock	1
16	33-3821	O-RING (16)	1
17	55-5765	SCREW - sump (M8 x 25)	13
18	55-5766	SCREW - sump (M8 x 60)	4
19	13-555	COVER - oil sump (assembly)	1
20	51-1295	*PLUG - oil drain	1
21	55-5765	SCREW - cover (M6 x 25)	18
22	55-6557	ELBOW - drain hose	1
	203-385	SEALER - thread	A/R
23	11-7067	HOSE - oil drain (23 in)	1
24	55-1042	CAP - oil hose	1
25	91-734	CLIP - hose	1
26	41-4470	SWITCH - oil level	1
	33-4160	*O-RING - switch	1
	30-278	GASKET SET (see 214A1)	1
27	51-1925	COUPLING	1
28	13-1036	VALVE - oil drain	1
	203-400	SEALER - thread	A/R
29	13-1037	CAP	1

236H5



EXHAUST MANIFOLD (370N)



EXHAUST MANIFOLD (370N)



Revised
04/17/13



REF	PART NO.	DESCRIPTION	
1	13-1028	MANIFOLD - exhaust	
2	33-3824	GASKET - exhaust manifold	1
3	33-1907	GASKET - silencer	1
4	51-601	STUD - manifold	2
5	51-602	SCREW - manifold	4
6	55-6183	LOCKWASHER	4
7	55-6184	STUD - exhaust pipe	4
8	51-594	NUT - manifold	2
9	55-6186	NUT - exhaust pipe	4
	30-278	GASKET SET (see 214A1)	1

Website: www.transcold.net
Email: sales@tktranscold.com

Website: www.transcold.net
Email: sales@tktranscold.com

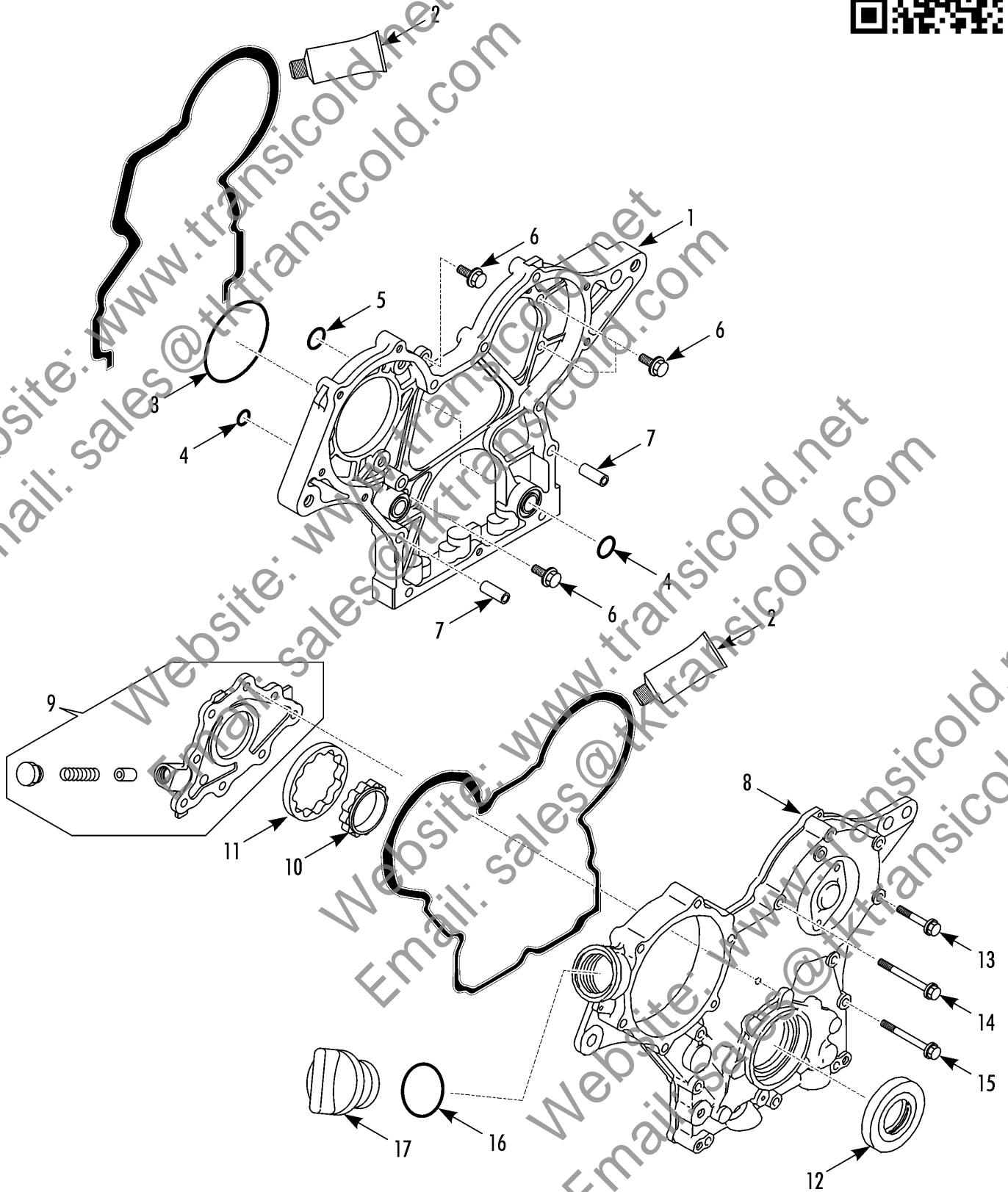
Website: www.transcold.net
Email: sales@tktranscold.com

Website: www.transcold.net
Email: sales@tktranscold.com

213H5



GEAR HOUSING GROUP AND OIL PUMP (TK 370/370N, 3TNV80)



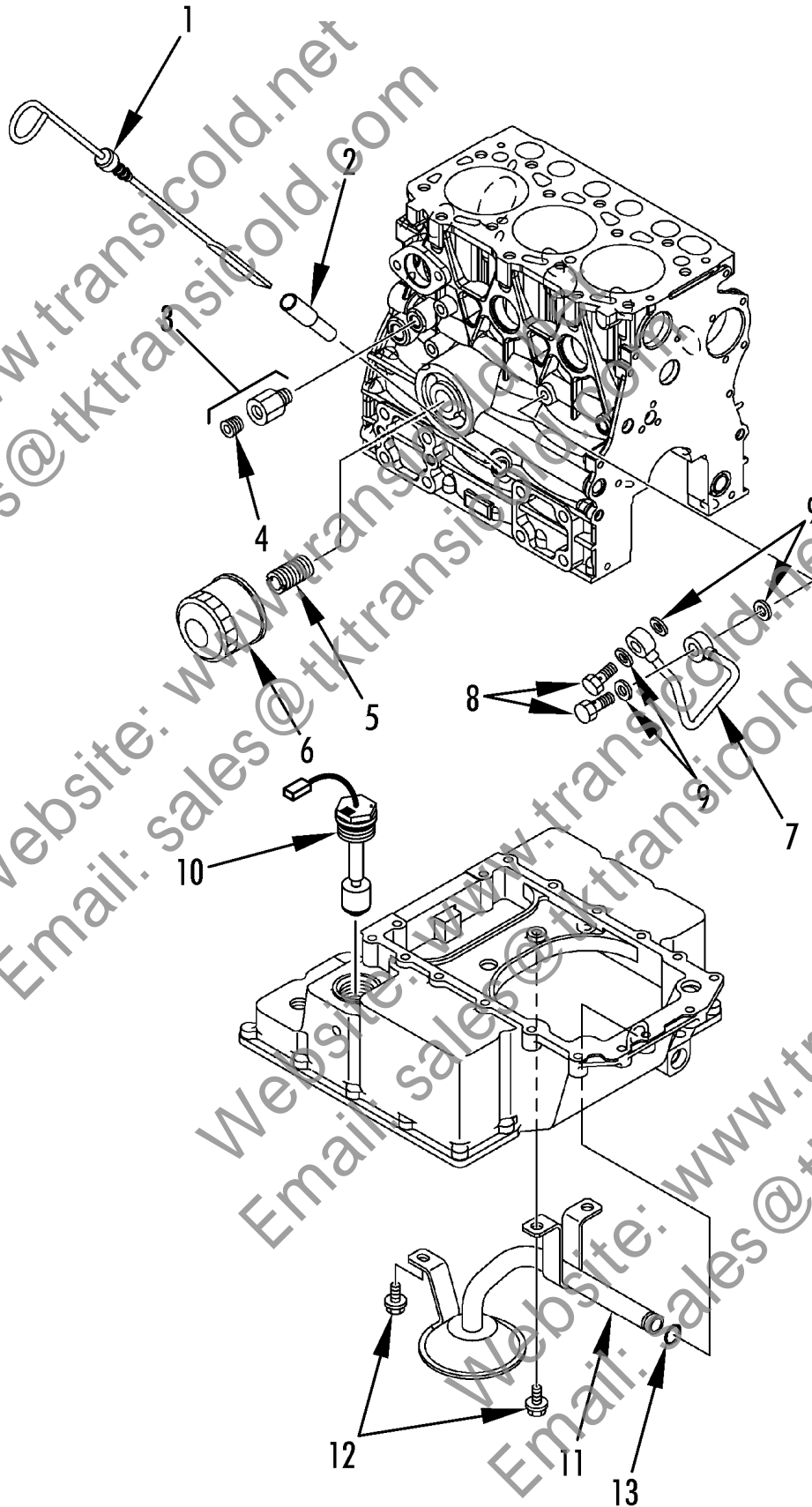
GEAR HOUSING GROUP AND OIL PUMP (TK 370/370N, 3TNV80)

Revised
05/21/13



A/R

REF	PART NO.	DESCRIPTION	
1	11-9638	CASE - gear	
2	203-348	GASKET - rtv	
3	33-1953	O-RING - fuel injection pump	1
4	33-3512	O-RING (12.3)	2
5	33-3820	O-RING (17.0)	3
6	55-5786	SCREW - gear case (M6 x 16)	4
7	55-5785	PIN - alignment	4
8	13-406	COVER - gear case (assembly)	1
9	11-9639	*HOUSING - oil pump	1
10	11-9703	*ROTOR - inner (replace as a set w/ item 23)	1
11	11-9704	*ROTOR - outer (replace as a set w/ item 22)	1
12	33-3819	*SEAL - oil	1
13	55-5788	SCREW - cover & case (M6 x 40)	4
14	55-5766	SCREW - cover & case (M6 x 60)	7
15	51-592	SCREW - oil pump (M6 x 16)	8
16	33-1954	O-RING - oil filler (32)	1
17	11-5091	COVER - filler	1
	30-275	GASKET SET (TK 370/370N, see 185G2)	1
	30-278	GASKET SET (3TNV80, see 214A1)	1



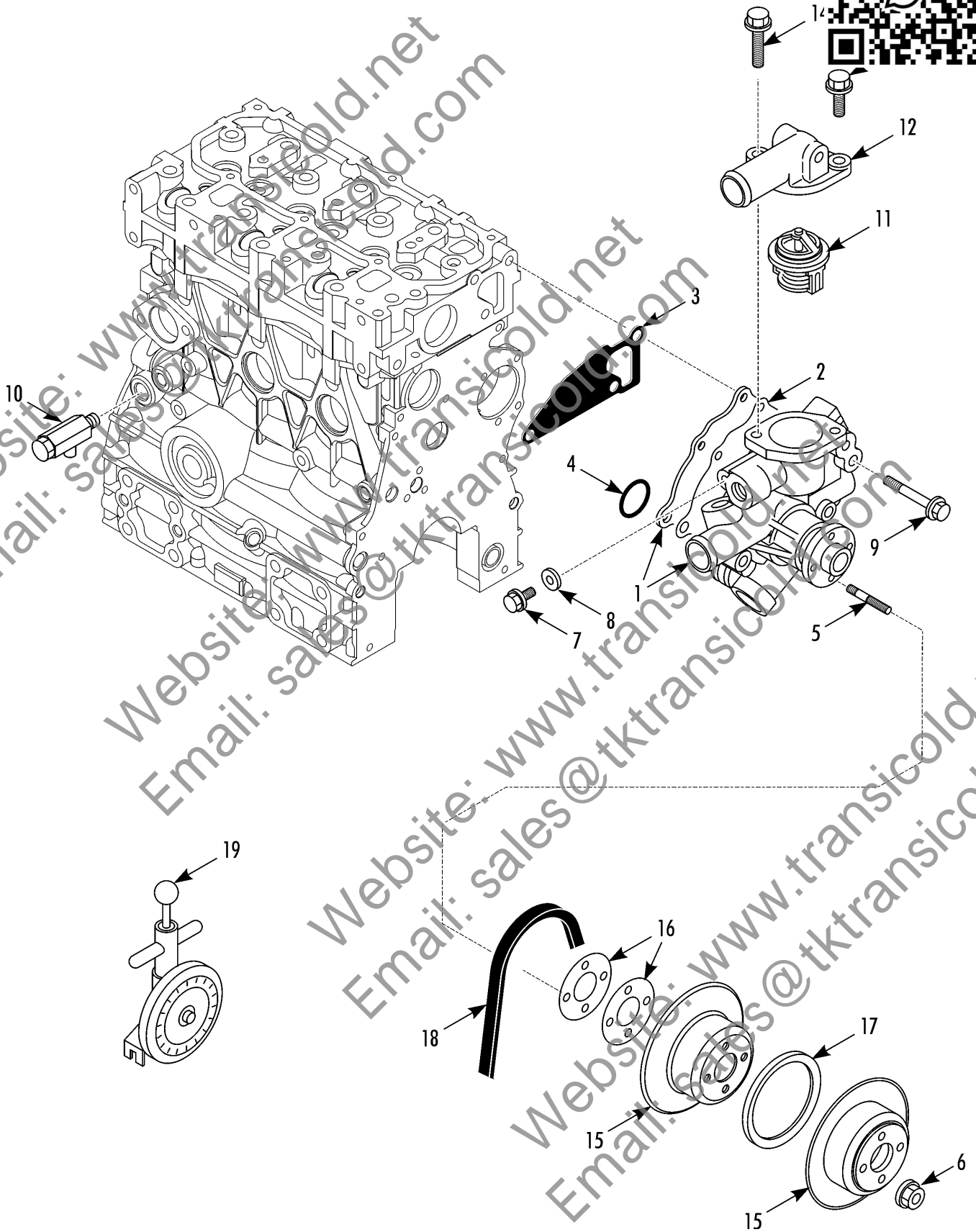
OIL LUBRICATION SYSTEM (TK 370N)

Revised
07/12/10



REF	PART NO.	DESCRIPTION	
1	13-1029	DIPSTICK	1
2	13-1031	GUIDE - dipstick	1
3	55-8391	ADAPTER & PLUG	1
4	51-1190	*PLUG	1
5	51-605	STUD - oil filter	1
6	11-6182	FILTER - oil	1
7	11-9682	PIPE - lubrication	1
8	51-606	SCREW - banjo	2
9	55-4622	SEAL - washer	4
10	41-4470	SWITCH - oil level	1
	33-4160	*O-RING - switch	1
11	13-575	TUBE - oil inlet	1
12	55-8854	SCREW - tube	2
13	33-3825	O-RING - oil tube	1

Website: www.transicold.net
 Email: sales@tktransicold.com

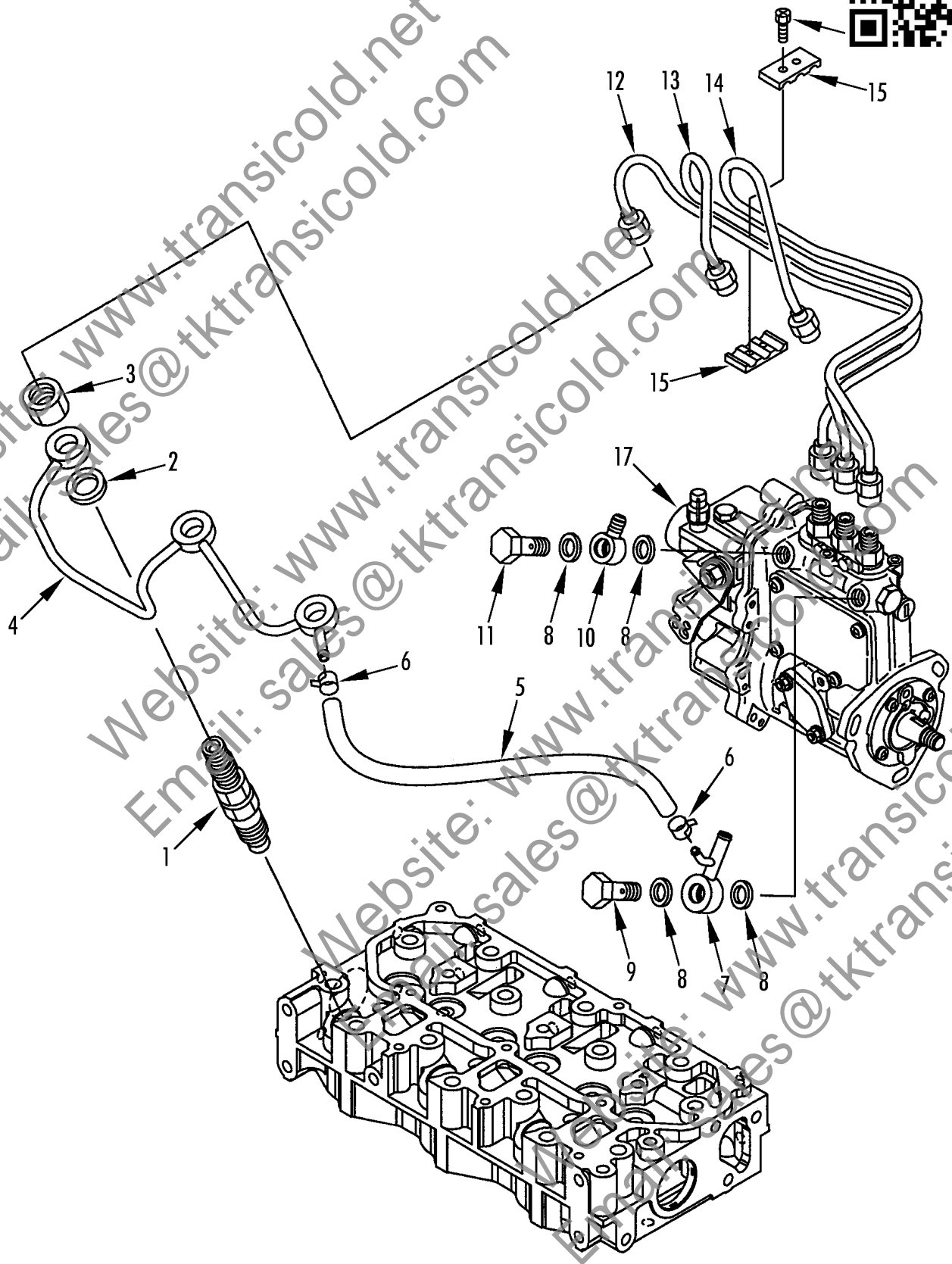


WATER PUMP (TK 370/370N)



Revised
06/20/11

REF	PART NO.	DESCRIPTION	
1	13-948	PUMP - water (w/gasket)	
2	33-4159	*GASKET - water pump	1
	51-623	*SCREW - cover	4
3	33-4211	*GASKET - water pump	1
4	33-3827	*O-RING - pump	1
5	51-608	*STUD - pulley	4
6	55-5792	NUT (M6)	4
7	55-8854	SCREW (M8 x 12)	1
8	33-1524	GASKET - round	1
9	55-6193	SCREW - pump	3
10	11-8677	COCK - coolant drain	1
11	13-954	THERMOSTAT (151 F / 71 C, gasket is incorporated w/ thermostat)	1
12	13-418	COVER - thermostat	1
	51-1190	*PLUG (1/8)	1
13	55-6188	SCREW - cover (M8 x 20)	1
14	55-8857	SCREW - cover (M8 x 30)	1
15	77-2757	V-PULLEY	1
16	77-2752	SHIM - pulley (0.5 mm)	A/R
	77-1427	SHIM - pulley (1.0 mm)	A/R
17	77-2758	SPACER - pulley	1
18	78-1492	BELT - water pump	1
19	204-427	TOOL - belt tension gauge	1
	30-278	GASKET SET (see 214A1)	1



FUEL INJECTION VALVE (TK 370/370N)



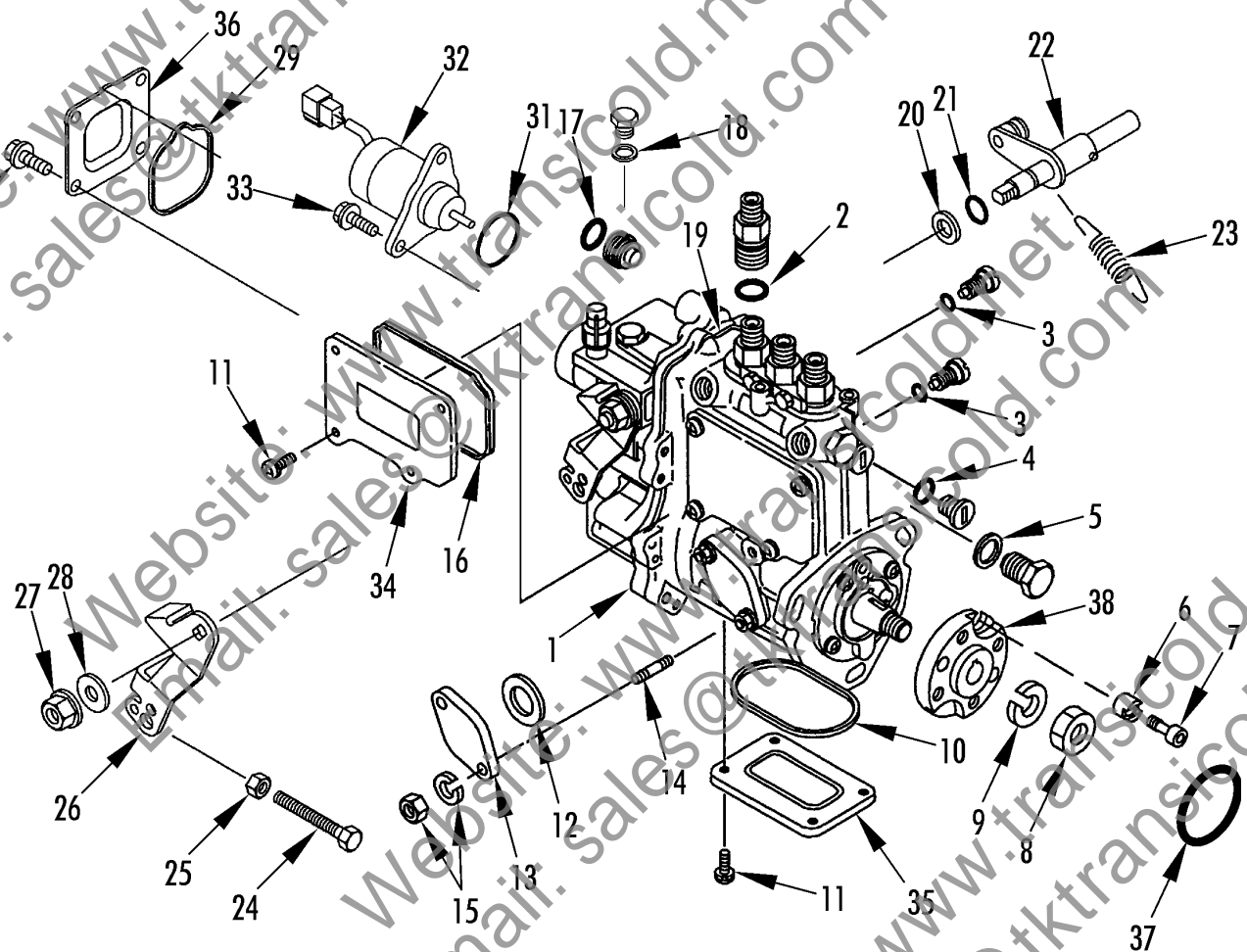
Revised
07/28/11

REF	PART NO.	DESCRIPTION	
1	13-598	VALVE - injection	
2	33-3834	GASKET - return	3
3	11-6115	NUT	3
4	13-603	TUBE - fuel return	1
5	13-435	HOSE - fuel return	1
6	10-373	CLAMP	2
7	13-602	JOINT - banjo	1
8	55-8620	WASHER - seal	4
9	13-436	VALVE - check	1
10	13-433	JOINT - banjo	1
11	11-6110	SCREW - banjo	1
12	13-599	PIPE - fuel injection	1
13	13-600	PIPE - fuel injection	1
14	13-601	PIPE - fuel injection	1
15	11-6109	CLAMP - injection pipe	1
16	55-8626	*SCREW - clamp	2
17	101-360	PUMP - fuel injection (see 213H9, TK 370)	1
	101-373	PUMP - fuel injection (see 236H7, TK 370N)	1
	30-278	GASKET SET (see 214A1)	1

236H7



FUEL INJECTION PUMP (TK 370N)



FUEL INJECTION PUMP (TK 370N)



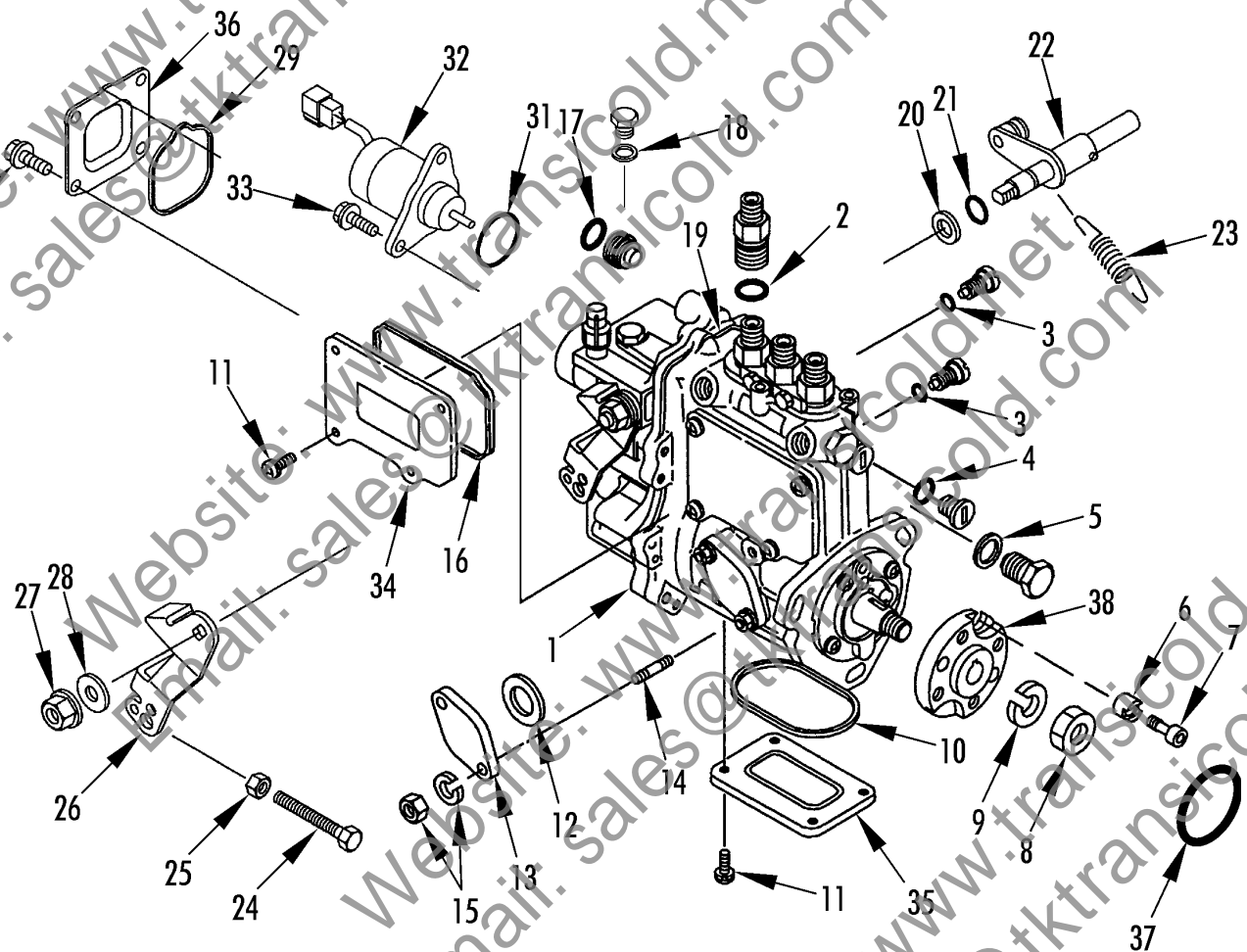
Revised
03/24/12

REF	PART NO.	DESCRIPTION	
1	101-373	PUMP - fuel injection	
2	33-4212	*O-RING - delivery	3
3	33-1753	*O-RING (SG)	4
4	33-3690	*WASHER - seal	1
5	33-1970	*O-RING	1
6	11-9685	*COLLAR - fix	1
7	51-609	*SCREW - collar	1
8	55-6254	*NUT - shaft	1
9	55-8863	*LOCKWASHER	1
10	33-4440	*GASKET - bottom cover	1
11	51-269	*SCREW - cover	8
12	33-3942	*GASKET - cover	1
13	11-6780	*COVER	1
14	55-6367	*STUD - cover	2
15	55-4750	*NUT	2
	55-4608	*LOCKWASHER	2
16	33-3829	*GASKET - front cover	1
17	33-4213	*O-RING	1
18	33-3833	*WASHER - seal	1
19	33-3831	*GASKET - case	1
20	51-611	*SHIM	1
21	33-1752	*O-RING	1
22	11-9686	*SHAFT - control	1
23	13-430	*SPRING - governor	1
24	51-612	*SCREW - idle limit	1
25	55-5846	*LOCKNUT	1
26	13-1032	*LEVER - control	1
27	55-5810	*NUT - lever	1
28	51-610	*SHIM	1
29	33-3832	*GASKET - cover	1
30	55-5822	*SCREW - cover	4
31	33-2230	*O-RING	1
32	42-100	*SOLENOID - stop	1

236H7



FUEL INJECTION PUMP (TK 370N)



FUEL INJECTION PUMP (TK 370N)



Revised
03/24/12



REF	PART NO.	DESCRIPTION	
33	55-8448	*SCREW - solenoid	1
34	11-9711	*COVER - tappet	1
35	11-9712	*COVER - bottom	1
36	11-9710	*COVER - case	1
37	33-1953	*O-RING - fuel injection pump	1
38	13-422	FLANGE - pump	1

Website: www.transcold.net
Email: sales@tktranscold.com

Website: www.transcold.net
Email: sales@tktranscold.com

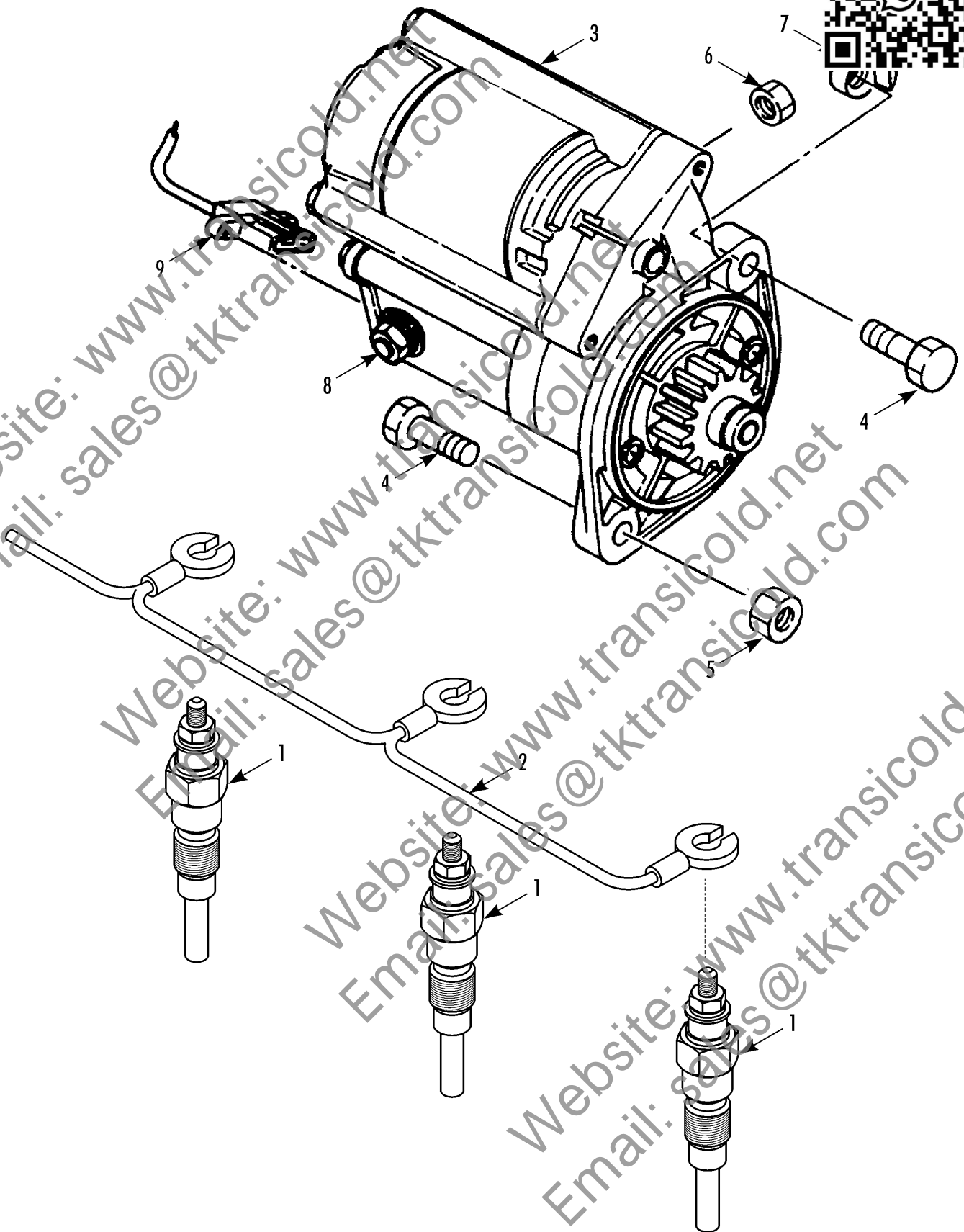
Website: www.transcold.net
Email: sales@tktranscold.com

Website: www.transcold.net
Email: sales@tktranscold.com

208F7



STARTER & GLOW PLUG GROUP



STARTER & GLOW PLUG GROUP

Revised
05/16/13



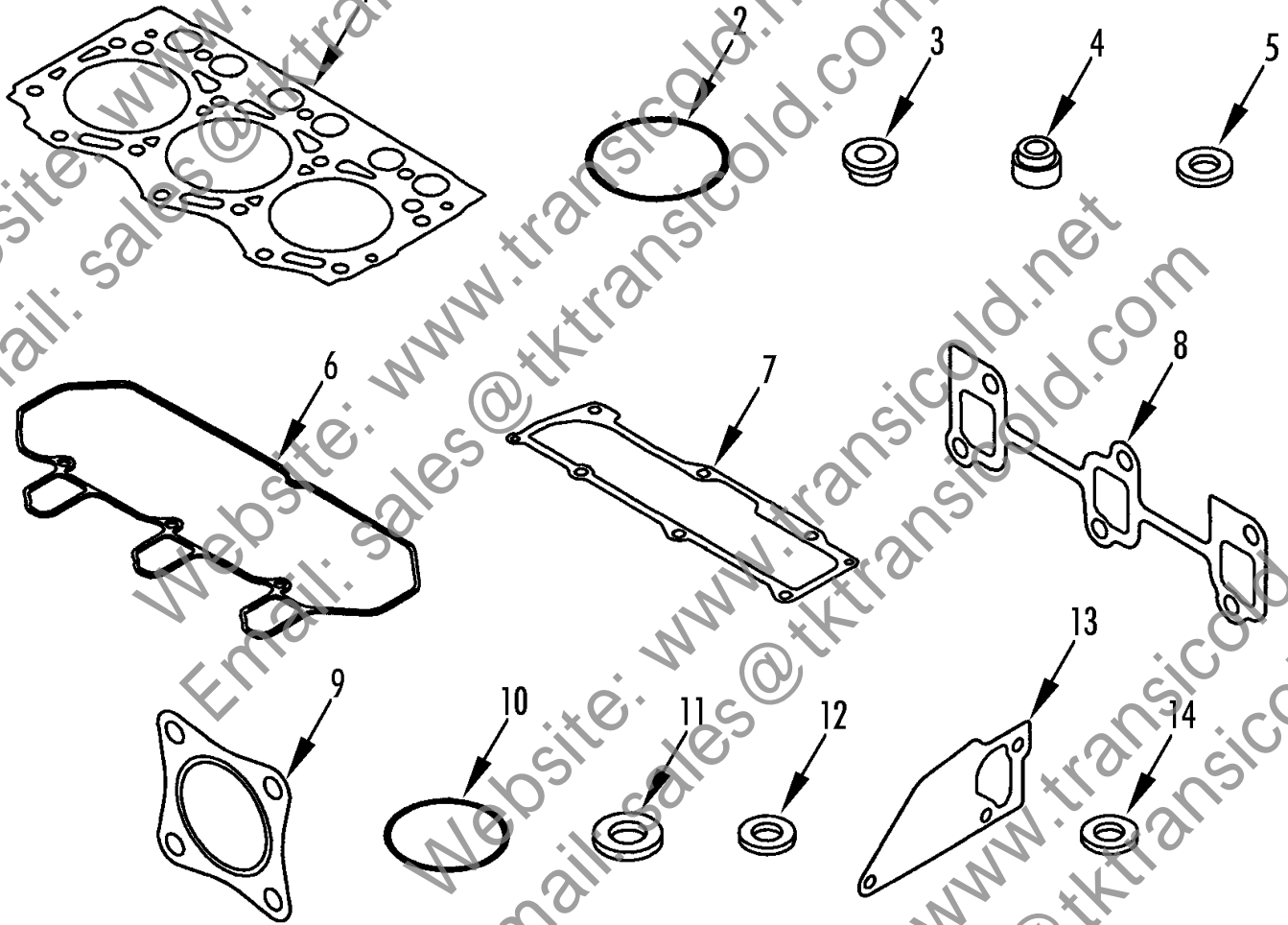
REF	PART NO.	DESCRIPTION	
1	41-6582	GLOW PLUG	
2	41-6702	CONNECTOR - glow plug	1
3	45-1718	STARTER	1
	45-2326	STARTER (standard life plus)	1
4	55-5852	SCREW - starter (12 x 30)	2
5	55-5853	NUT (12 mm)	1
6	55-4681	NUT	1
7	55-6203	NUT - starter (with tab)	1
8	55-4632	NUT	1
9	44-7736	CONNECTOR - starter	1

Website: www.transicold.net
Email: sales@tktransicold.com

214A1



GASKET SET (TK 370/370N)

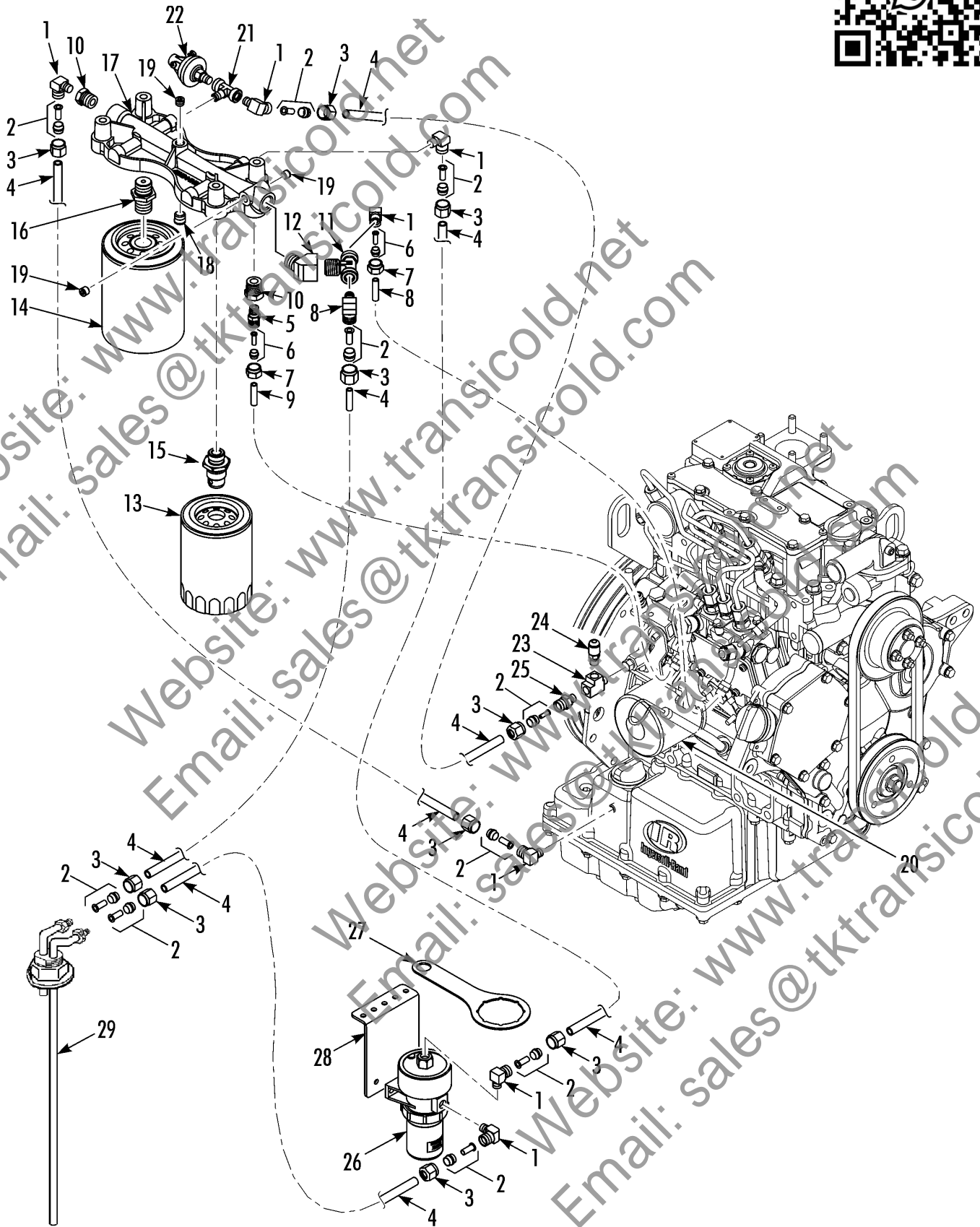


GASKET SET (TK 370/370N)

Revised
04/17/13



REF	PART NO.	DESCRIPTION	
	30-278	GASKET SET	
1	33-4209	*GASKET - cylinder head	1
2	33-1953	*O-RING (fuel injection pump)	1
3	11-9646	*PROTECTOR - nozzle	3
4	11-9653	*SEAL - valve stem (intake)	3
	11-9654	*SEAL - valve stem (exhaust)	3
5	33-1733	*GASKET - nozzle	6
6	33-4210	*GASKET - valve cover	1
7	13-563	*GASKET - intake manifold	1
8	33-3824	*GASKET - exhaust manifold	1
9	33-1907	*GASKET - exhaust manifold	1
10	33-1954	*O-RING (P32)	2
	33-3821	*O-RING (P16)	1
	33-3512	*O-RING (P12)	1
	33-3820	*O-RING (P17)	3
	33-3825	*O-RING (P16)	1
	33-4091	*O-RING (P40)	1
11	55-4622	*WASHER - seal (8)	4
	55-8620	*WASHER - seal (12)	4
12	33-3834	*GASKET - return	3
13	33-4211	*GASKET - water pump	1
14	33-1524	*GASKET - water pump	1

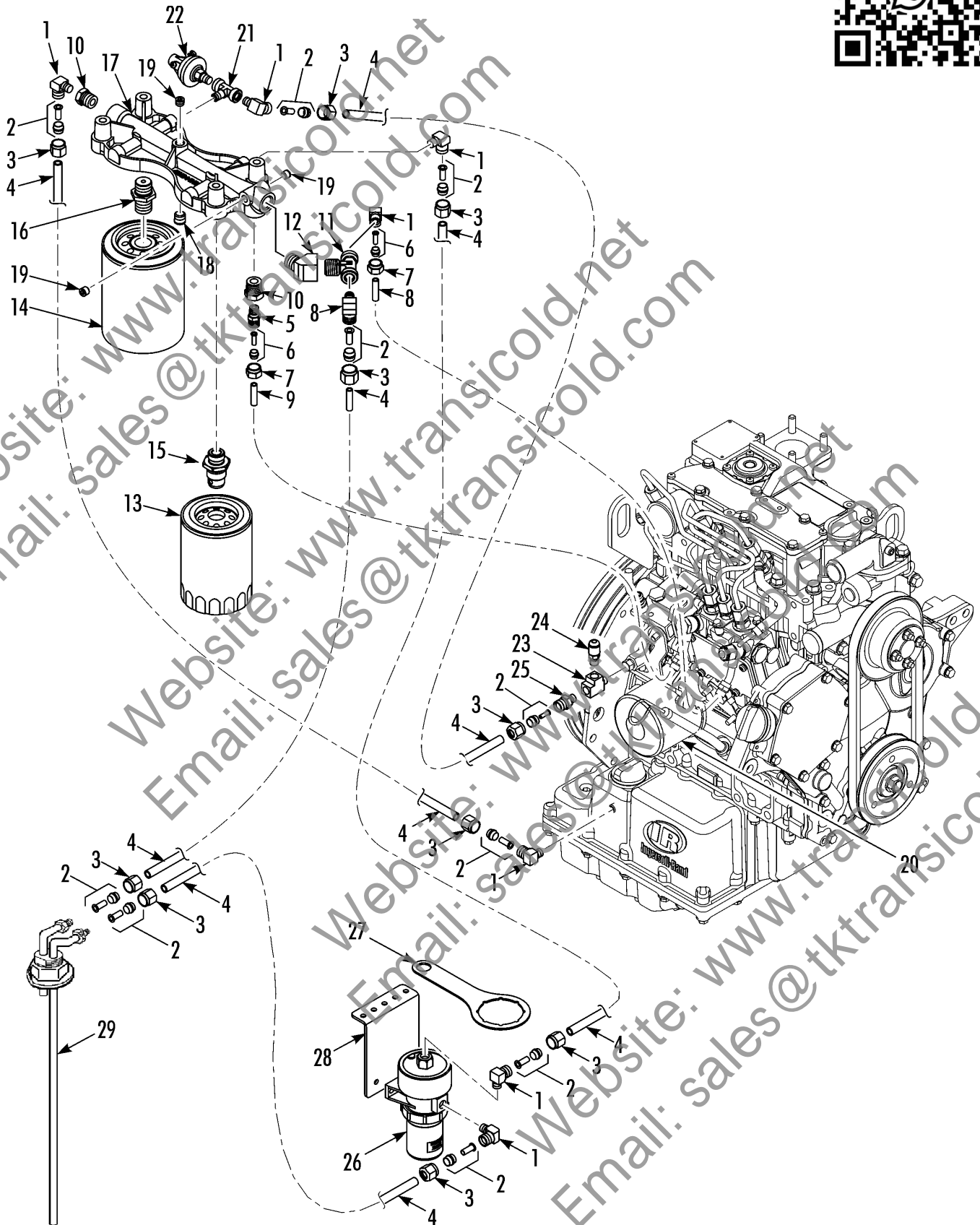


FUEL & OIL FILTERS, HOSES & FITTINGS

Revised
03/14/13



REF	PART NO.	DESCRIPTION	
1	11-4380	ELBOW - hose fitting (3/8)	
2	10-242	KIT - sleeve & eyelet (3/8)	10
3	11-4941	NUT (3/8)	10
4	11-4372	HOSE (3/8 od x 35 ft lg)	A/R
5	11-6837	FITTING - hose fitting (1/4)	1
6	10-243	KIT - sleeve & eyelet (1/4)	4
7	11-4841	NUT (1/4)	4
8	11-5320	ELBOW - hose fitting (1/4)	1
9	11-9030	HOSE (1/4 od x 35 ft lg)	A/R
10	55-2539	BUSHING	2
11	51-1479	TEE (with restrictor)	1
12	55-1519	ELBOW (45 degree)	1
13	11-9341	FILTER - fuel (EMI 2000 hour)	1
14	11-9321	FILTER - oil bypass (EMI 2000-hour)	1
	11-9962	FILTER - oil bypass (EMI 1000-hour)	1
15	55-3168	ADAPTER - fuel filter	1
16	55-3164	ADAPTER - bypass oil filter	1
	203-393	SEALER - thread	A/R
17	11-5941	BRACKET - fuel filter	1
	55-7343	SCREW - bracket	4
	55-7069	FLATWASHER	8
	55-7006	NUT	4
18	55-1004	PLUG - pipe	1
19	55-433	PLUG - pipe	3
	203-393	SEALER - thread	A/R
20	11-6182	FILTER - oil (full flow)	1
21	51-1480	TEE (with restrictor)	1
22	41-7064	SWITCH - oil pressure	1
23	55-665	TEE	1
24	11-2886	VALVE - Schrader	1
25	55-4515	ADAPTER - 3/8	1
26	41-7059	PUMP - fuel (12V)	1
	10-376	*KIT - filter (diesel)	1



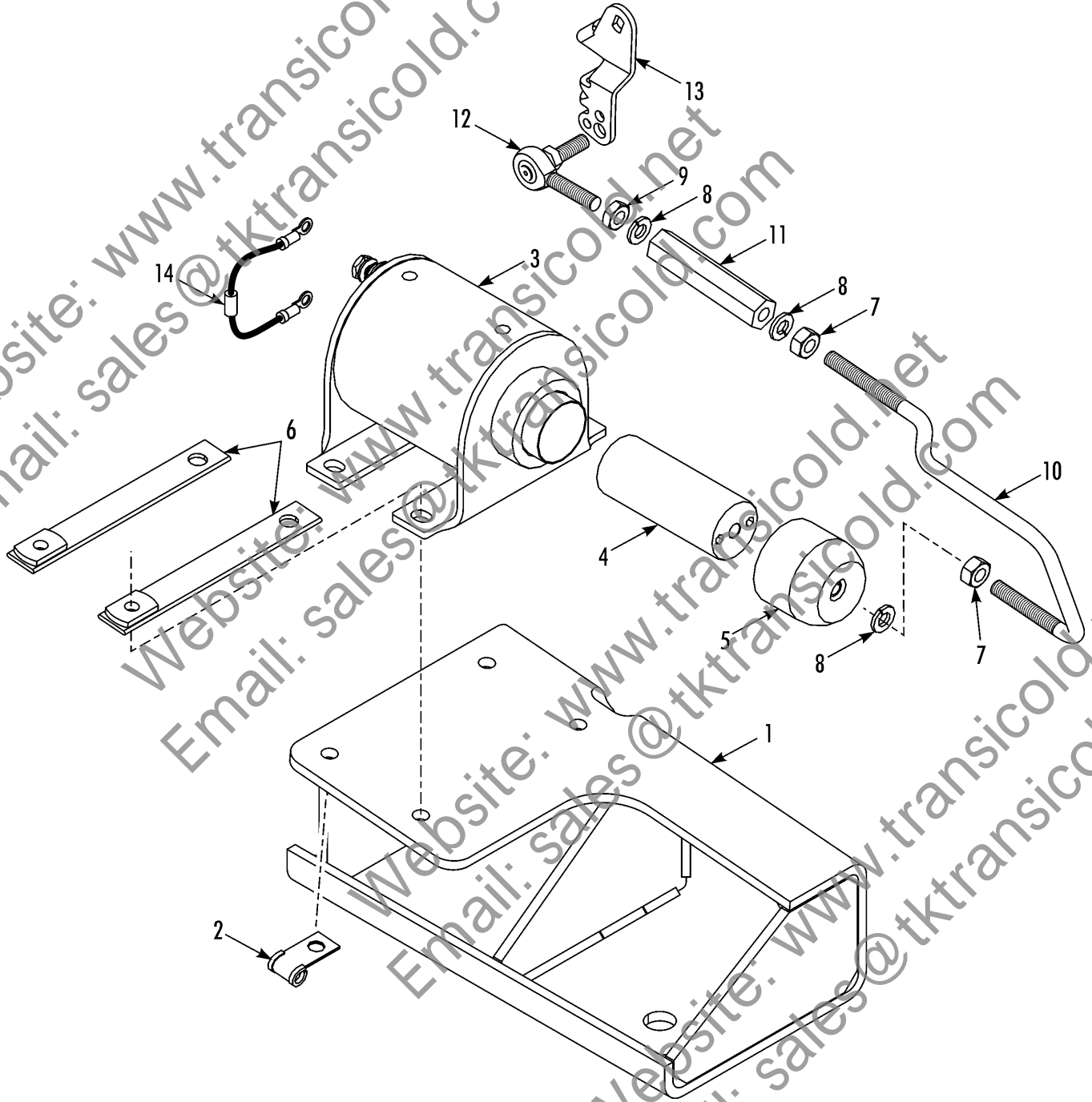
FUEL & OIL FILTERS, HOSES & FITTINGS

Revised
03/14/13



REF	PART NO.	DESCRIPTION	
	10-378	*KIT - bowl & gasket	
	33-4256	*GASKET - bowl to body	1
27	204-1166	WRENCH - fuel bowl	1
28	92-5656	BRACKET - fuel pump	1
	55-1587	SCREW - bracket	2
	55-2086	FLATWASHER	2
	55-4953	NUT	2
29	11-9279	TUBE - fuel pickup	1
	33-4402	*GASKET - fuel pickup (rubber)	1

Website: www.transicold.net
 Email: sales@tktransicold.com

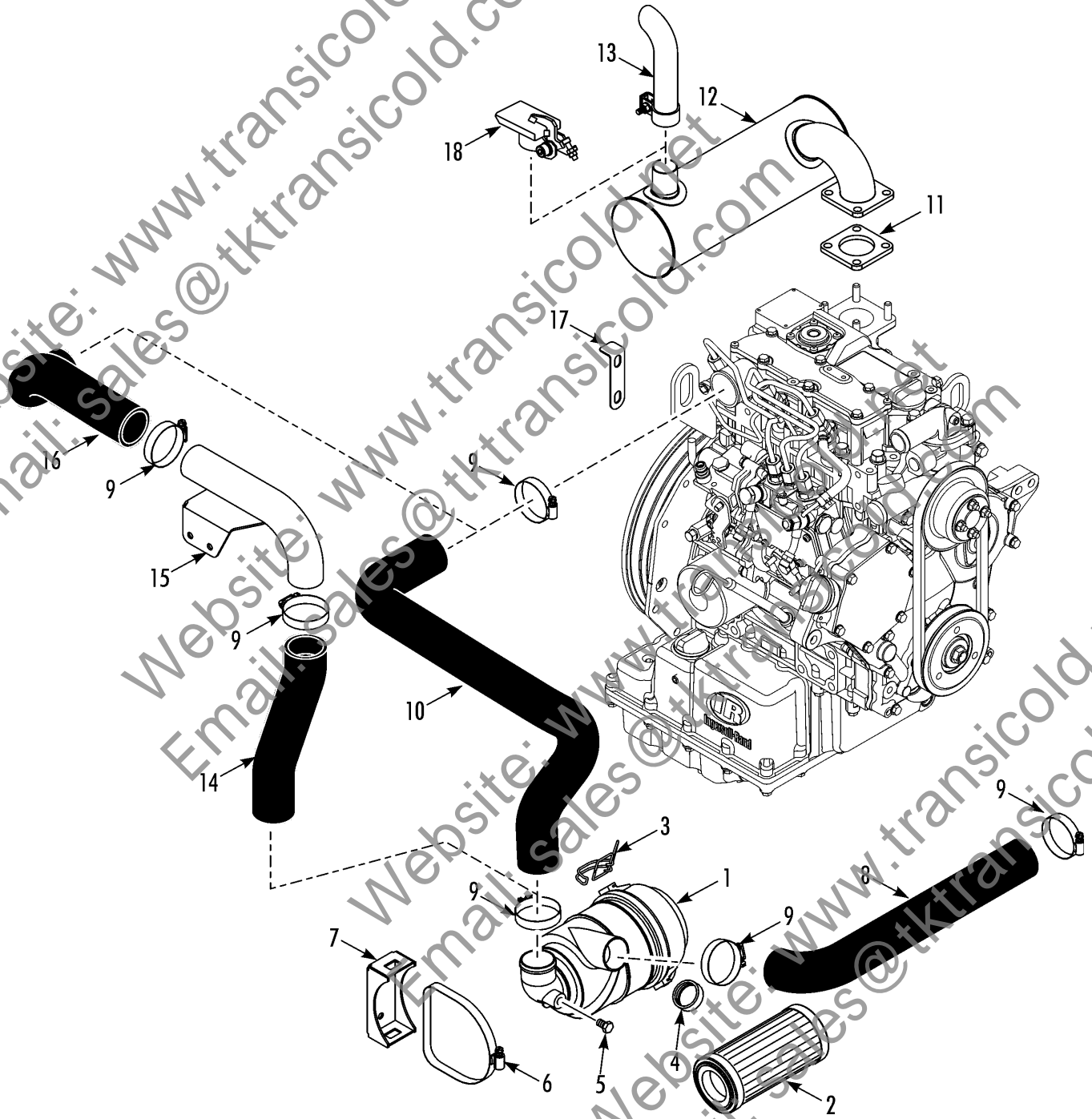


THROTTLE SOLENOID GROUP



Revised
02/15/13

REF	PART NO.	DESCRIPTION	
1	92-7530	BRACKET - engine (T-570/600/800)	1
	92-7659	BRACKET - engine (T-1000/1200)	1
2	55-3065	CLAMP - harness	1
3	41-9081	SOLENOID - throttle	1
4	44-8198	*PLUNGER - solenoid	1
5	91-3095	BOOT - solenoid	1
	55-5955	SCREW - solenoid	4
	55-4638	FLATWASHER	4
	55-7478	LOCKWASHER	4
6	92-7662	NUTSTRIP - solenoid	2
7	55-315	NUT - ball joint	2
8	55-366	LOCKWASHER	3
9	55-9567	NUT - ball joint (left hand thread)	1
10	13-996	ROD - fuel solenoid	1
11	11-9281	ADJUSTER	1
12	11-9282	JOINT - ball	1
	55-4560	NUT - joint	1
13	13-1032	LINK - throttle (T-570/600/800, see 236H7)	1
	13-592	LINK - throttle (T-1000/1200, see 238B5)	1
14	44-2756	DIODE	1

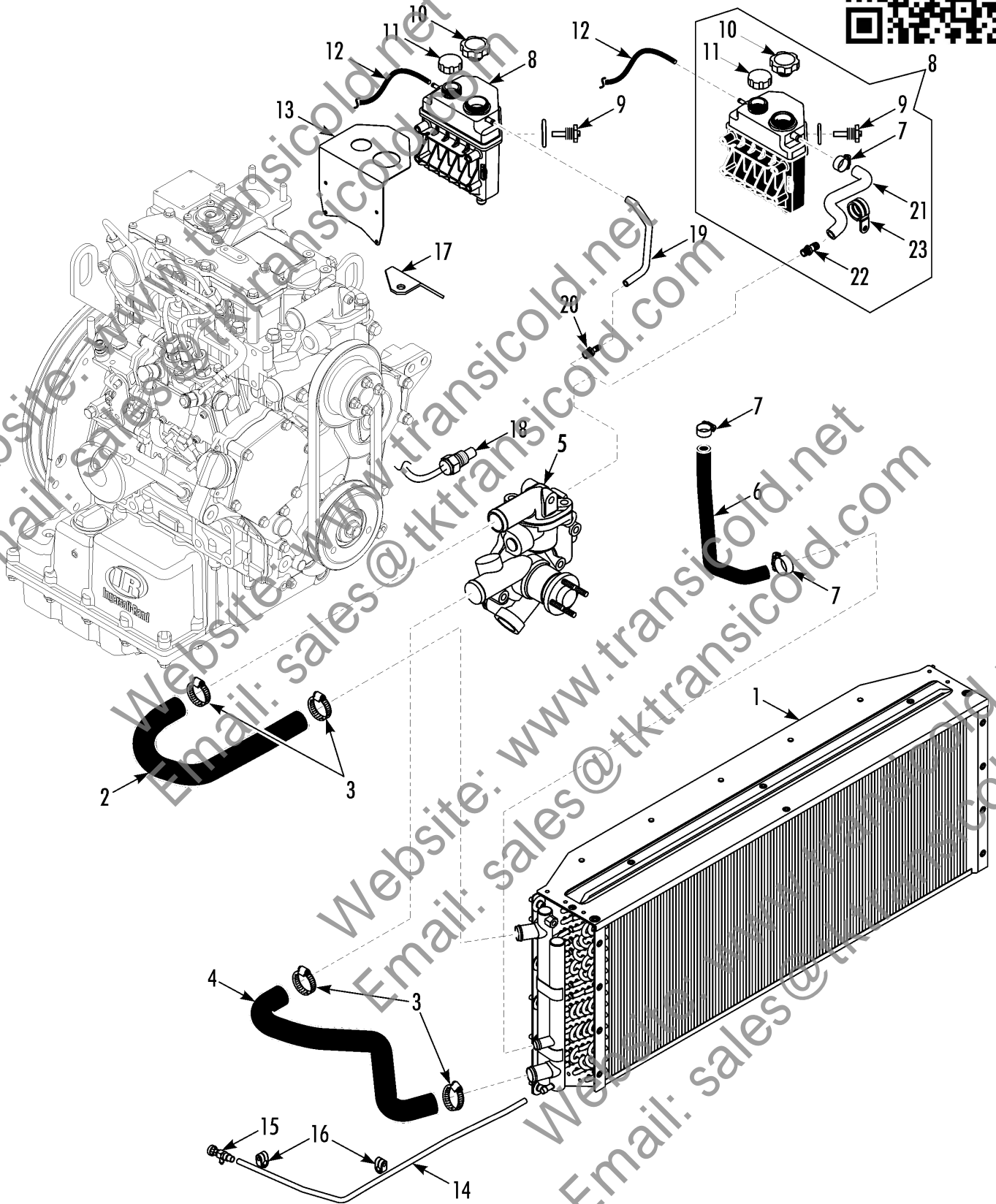


AIR FILTER & MUFFLER GROUP



Revised
01/28/13

REF	PART NO.	DESCRIPTION	
1	11-9068	FILTER - air cleaner (dry)	
2	11-9059	*ELEMENT - air cleaner	1
3	11-9091	*CLIP - base	2
4	11-9092	*EJECTOR - dust	1
5	55-3364	*PLUG	1
6	55-5921	CLAMP - air cleaner	1
7	92-7534	BRACKET - air cleaner	1
	55-5022	SCREW - bracket	2
	55-7727	LOCKWASHER	8
	55-7069	FLATWASHER	8
8	13-998	HOSE - air intake (T-570/600/800)	1
	13-1010	HOSE - air intake (T-1000/1200)	1
9	55-4979	CLAMP - hose	A/R
10	13-997	HOSE - air cleaner (filter to engine, T-570/600/800)	1
11	33-1907	GASKET - muffler	1
12	13-983	MUFFLER	1
	55-6184	STUD - muffler to manifold	4
	55-6183	LOCKWASHER	4
	55-6186	NUT	4
13	11-6173	TUBE - exhaust (TSA)	1
	11-6291	TUBE - exhaust (EMEIA)	1
14	13-1034	HOSE - air cleaner (filter to engine, T-1000/1200)	1
15	13-1035	TUBE - air intake (T-1000/1200)	1
	55-6215	SCREW - tube	2
	55-7727	LOCKWASHER	2
	55-7069	FLATWASHER	2
16	13-1033	HOSE - air cleaner (tube to engine, T-1000/1200)	1
17	92-7645	SPACER - muffler (T-1000/1200)	1
	55-6993	SCREW - spacer	2
	55-7342	LOCKWASHER	2
	55-7085	FLATWASHER	2
18	13-1187	FLAP - exhaust (optional)	1

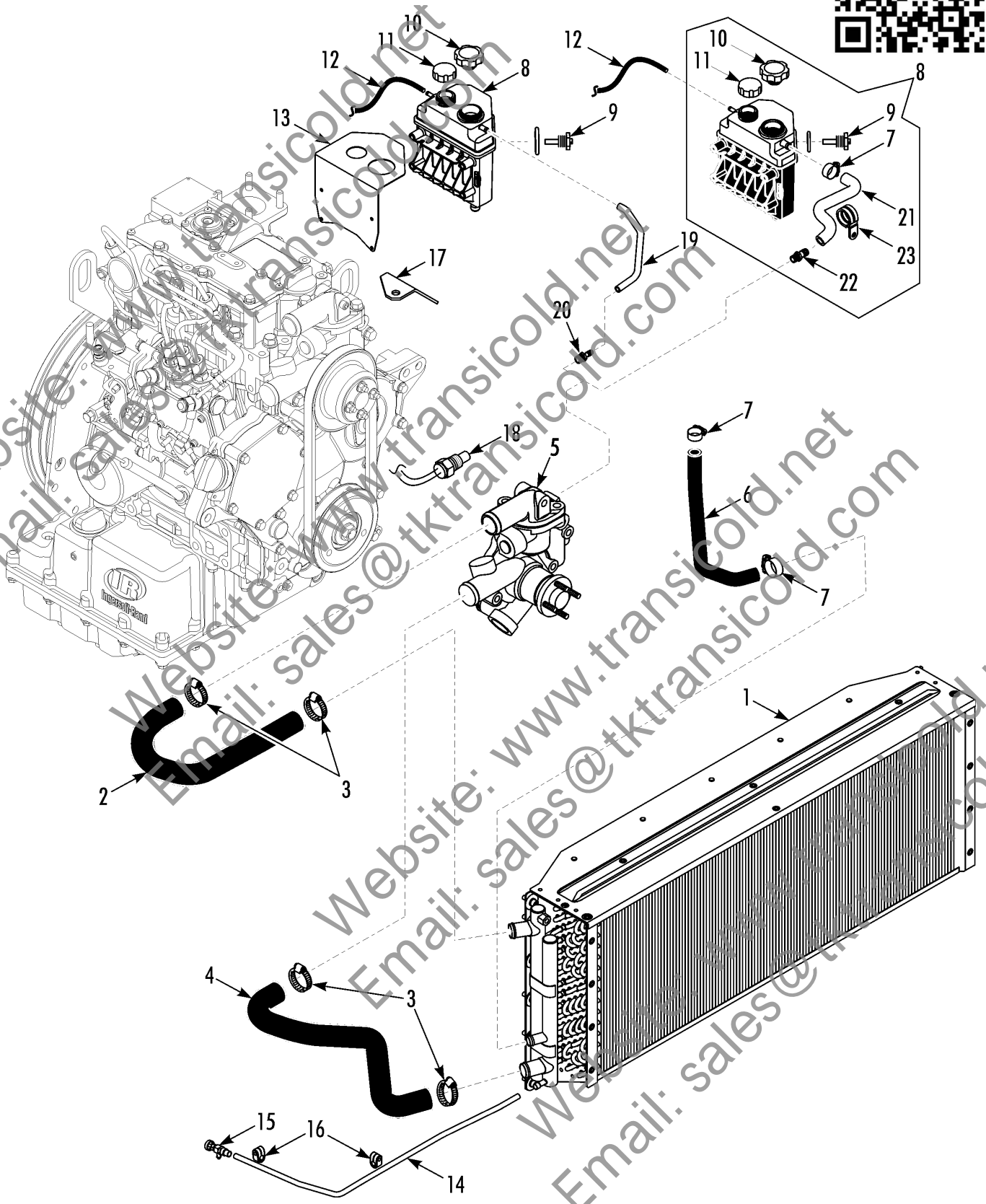


ENGINE COOLING SYSTEM T-600/800



Revised
03/23/12

REF	PART NO.	DESCRIPTION	
1	67-2436	COIL - condenser/radiator	
	51-1841	SCREW - coil	12
	55-7727	LOCKWASHER	12
	55-7144	WASHER - special	12
2	13-1004	HOSE - engine to radiator (upper, EPDM)	1
	13-1002	HOSE - engine to radiator (upper, silicone)	1
3	55-2818	CLAMP - hose (EPDM)	4
	55-3401	CLAMP - hose (silicone)	4
4	13-1005	HOSE - engine to radiator (lower, EPDM)	1
	13-1003	HOSE - engine to radiator (lower, silicone)	1
5	13-948	PUMP - water (see 213H6)	1
6	13-1008	HOSE - coil to coolant tank (EPDM)	1
	13-1007	HOSE - coil to coolant tank (silicone)	1
7	55-5002	CLAMP - hose	4
8	10-432	KIT - coolant tank (includes items 9 - 11, 21 - 23)	1
	13-1057	*TANK - coolant (replaces 13-984)	1
9	42-427	**SWITCH - coolant level	1
	33-3007	**O-RING - switch	1
10	13-990	**CAP - tank (15 psi)	1
11	13-957	**CAP - overflow	4
	55-5955	SCREW - tank	4
	55-7478	LOCKWASHER	4
	55-4638	FLATWASHER	4
12	98-8282	HOSE - overflow	1
13	92-7627	COVER - tank (used with old tank, 13-984)	1
	51-718	SCREW - cover	4
14	13-999	TUBE - drain coolant	1
15	55-7134	*COCK - drain	1
	66-2672	*ADAPTER - drain cock	1
	203-385	SEALER - thread	A/R
16	55-6388	CLAMP - tube	2
	55-7029	SCREW - clamp (M6X65)	1
	55-2001	SCREW - clamp (M6X35)	2



ENGINE COOLING SYSTEM T-600/800

Revised
03/23/12

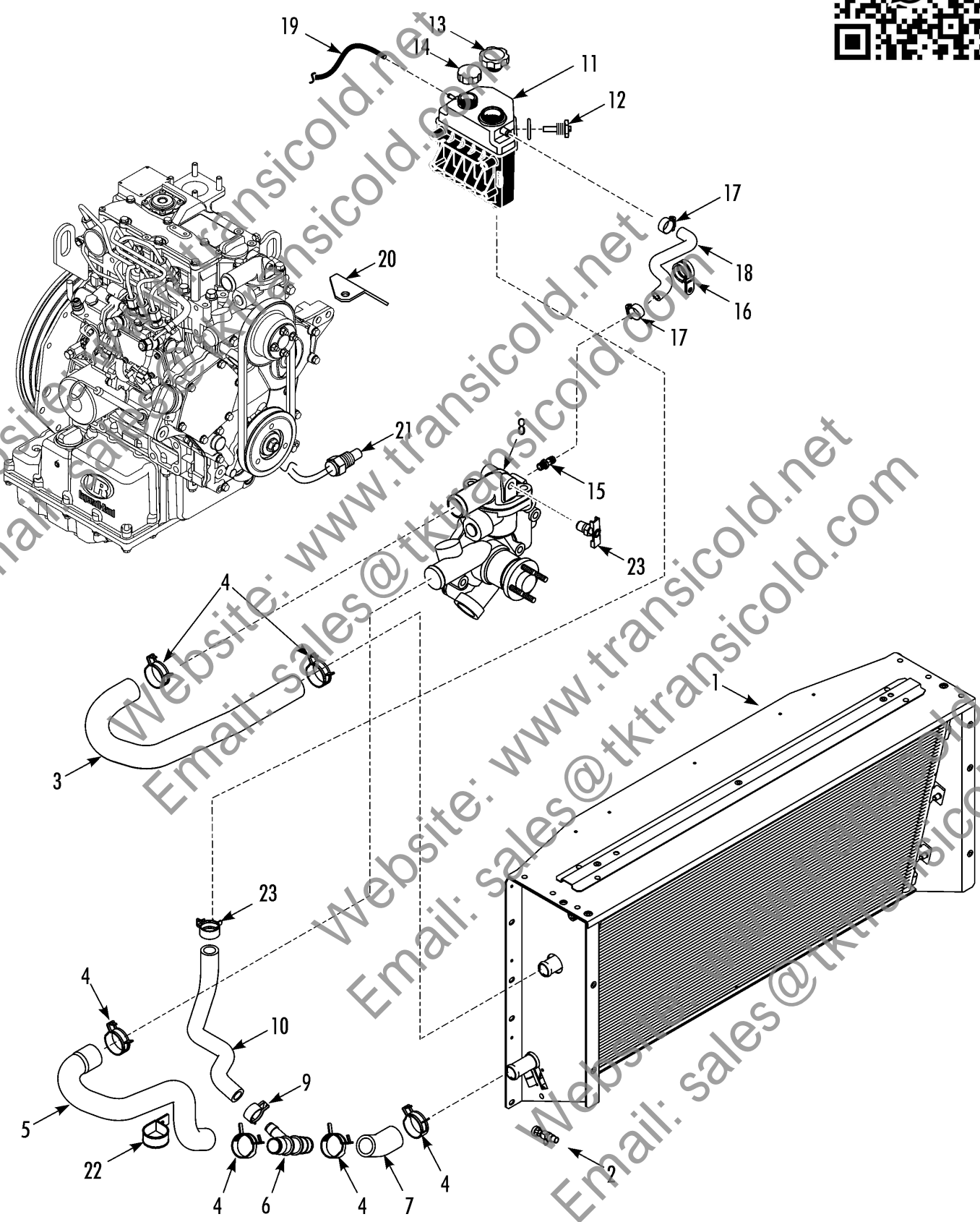


REF	PART NO.	DESCRIPTION	
	55-5929	SPACER	
	55-7170	LOCKWASHER	2
	55-7075	FLATWASHER	2
17	92-7531	BRACKET - sensor	1
18	41-6538	SENSOR - engine coolant	1
19	11-8041	HOSE - bleed (3/8 id EPDM, use w/ tank 13-984)	A/R
	12-538	HOSE - bleed (3/8 id silicone, use w/ tank 13-984)	A/R
20	51-1810	FITTING - straight (3/8 thread, 3/8 barb)	1
21	13-1052	HOSE - bleed (5/8 id EPDM, use w/ tank 13-1057)	1
	13-1053	HOSE - bleed (5/8 id silicone, use w/ tank 13-1057)	1
22	55-4167	FITTING - straight (3/8 thread, 5/8 barb)	1
23	55-4552	CLAMP - hose	1
	55-4606	SCREW - clamp	1
	55-4638	FLATWASHER	1
	55-7478	LOCKWASHER	1

259H5



ENGINE COOLING SYSTEM (micro-channel coil)



ENGINE COOLING SYSTEM (micro-channel coil)

Revised
06/13/13

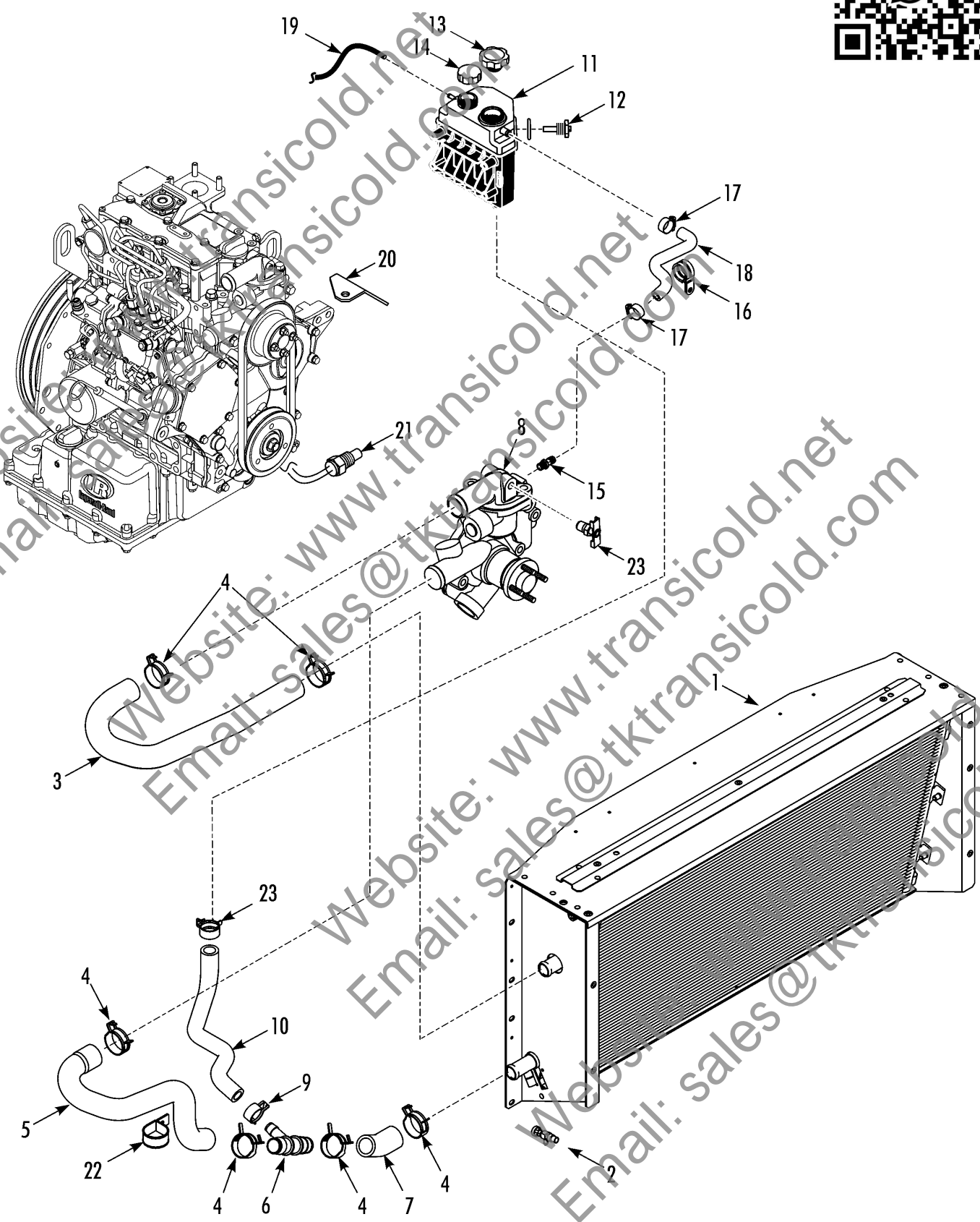


REF	PART NO.	DESCRIPTION	
1	67-2755	COIL - condenser/radiator	
	55-6993	SCREW - coil	8
	55-7342	LOCKWASHER	8
	51-953	WASHER - special	8
	51-2291	BUSHING - coil mount	4
2	55-7134	COCK - drain	1
3	13-1274	HOSE - engine to radiator (upper)	1
4	51-1739	CLAMP - hose (36MM)	6
5	13-1276	HOSE - tee to radiator (lower)	1
6	13-1145	TEE	1
7	13-1241	HOSE - coil to tee	1
8	13-948	PUMP - water (see 213H6)	1
9	13-1148	CLAMP - hose (25MM)	1
10	13-1278	HOSE - bleed	1
11	13-1057	TANK - coolant	1
	55-5955	SCREW - tank	4
	55-7478	LOCKWASHER	4
	55-4638	FLATWASHER	4
12	42-427	SWITCH - coolant level	1
	33-3007	O-RING - switch	1
13	13-990	GAP - tank (15 psi)	1
14	13-957	CAP - overflow	4
15	55-4167	FITTING - straight	1
	203-385	SEALER - thread	A/R
16	55-4552	CLAMP - hose	1
	55-4606	SCREW - clamp	1
	55-7478	LOCKWASHER	1
17	51-1989	CLAMP - hose (24MM)	2
18	13-1052	HOSE - bleed	1
19	98-771	HOSE - overflow (cut to 100 inches)	A/R
20	92-7531	BRACKET - sensor	1
21	41-6538	SENSOR - engine coolant	1
22	503-349	CLAMP - hose	1

259H5



ENGINE COOLING SYSTEM (micro-channel coil)



ENGINE COOLING SYSTEM (micro-channel coil)

Revised
06/13/13



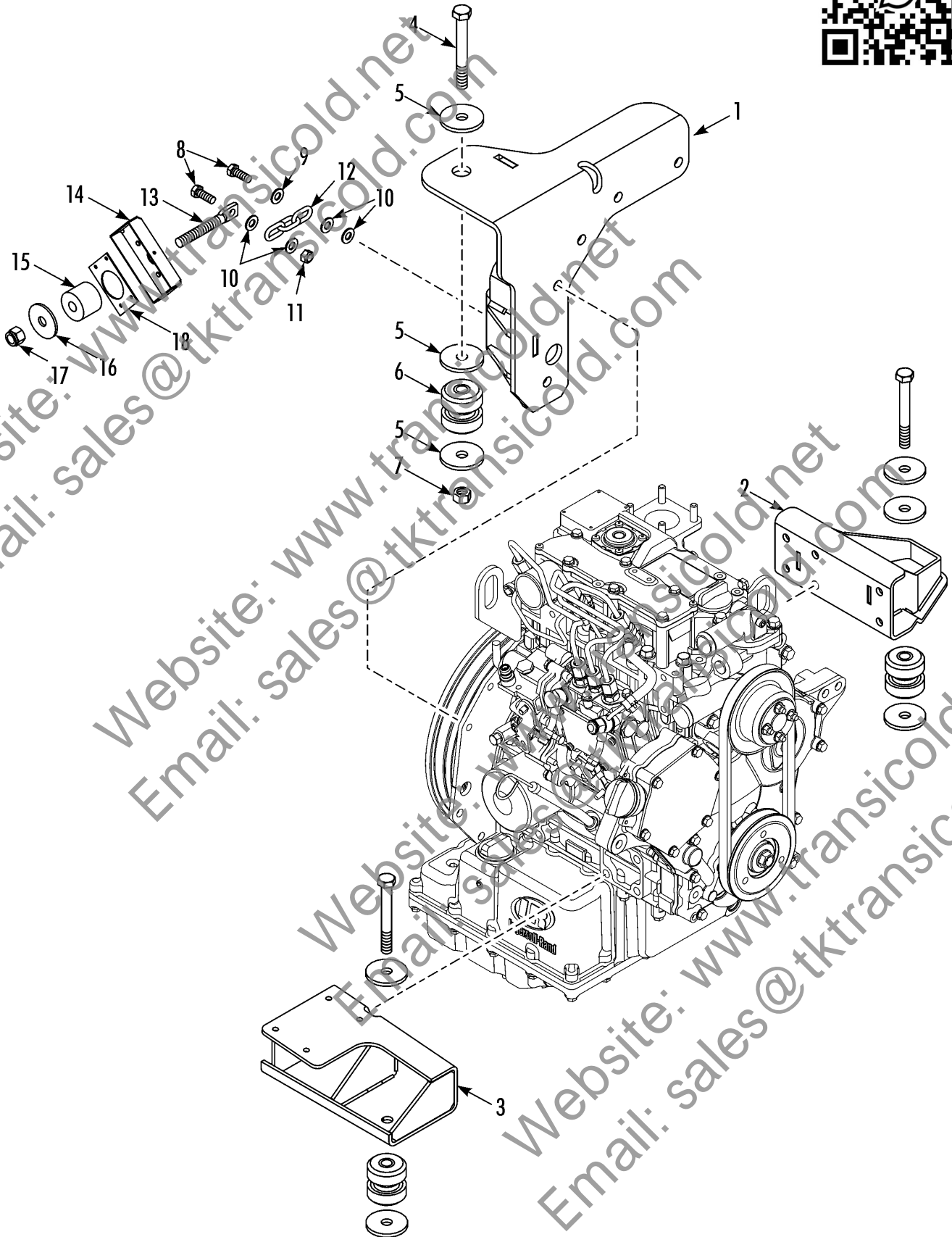
REF	PART NO.	DESCRIPTION
23	51-1713	CLAMP - hose (27MM)
24	55-6789	COCK - drain

Website: www.transicold.net
Email: sales@tktransicold.com

Website: www.transicold.net
Email: sales@tktransicold.com

Website: www.transicold.net
Email: sales@tktransicold.com

Website: www.transicold.net
Email: sales@tktransicold.com



ENGINE MOUNTING GROUP (TK 370N)

Revised
05/04/13

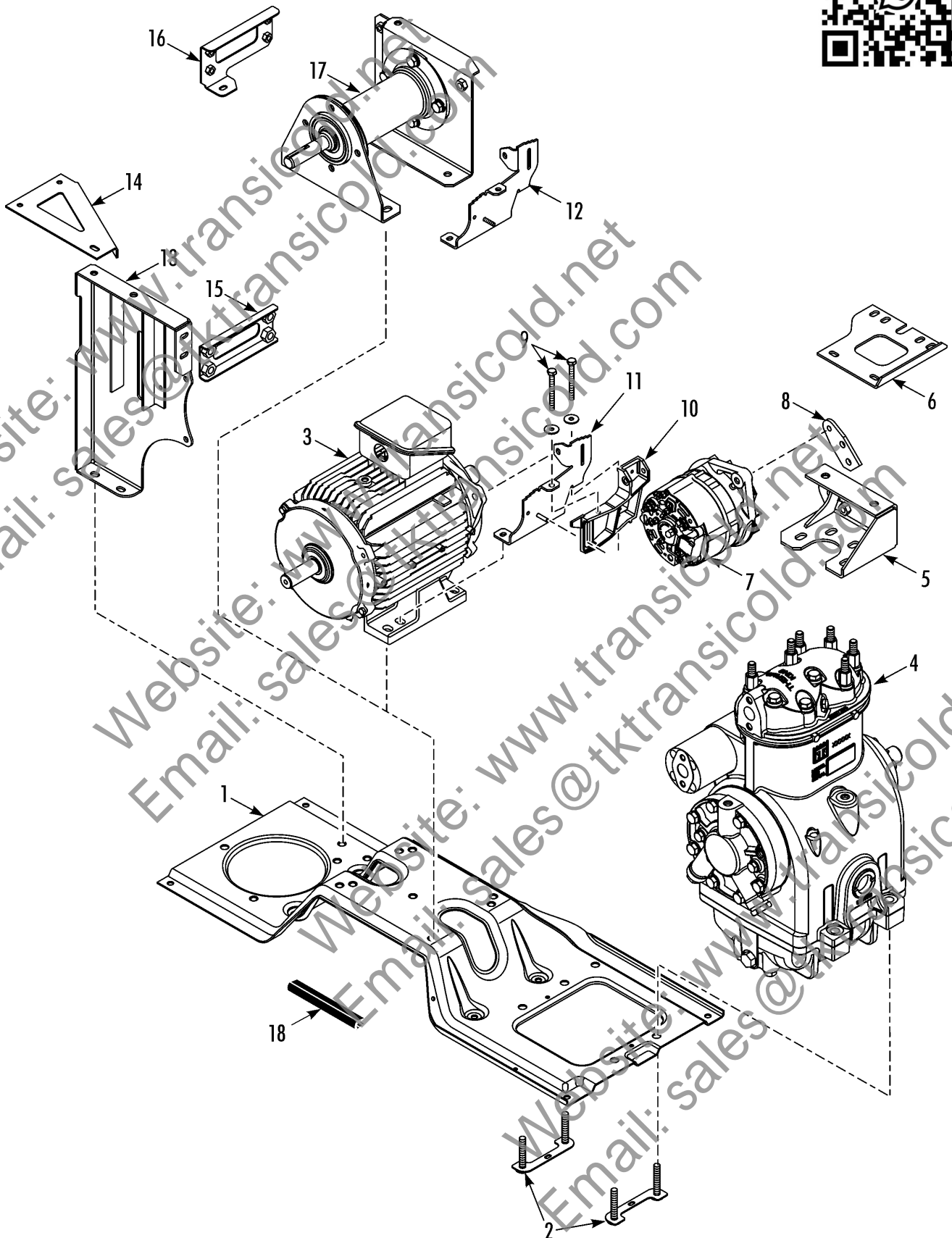


REF	PART NO.	DESCRIPTION	
1	92-8830	BRACKET - engine (upper rear)	1
2	92-7529	BRACKET - engine (compressor side)	1
3	92-7530	BRACKET - engine (door side)	1
	55-5957	SCREW - plate & bracket (socket head)	14
	55-7122	WASHER - belleville	14
	203-400	SEALER - thread	A/R
4	51-2438	SCREW - mount	3
5	55-5871	WASHER - special	8
6	92-8822	MOUNT - vibration (set of two)	3
7	55-3686	NUT	3
8	55-3048	SCREW - chain	3
9	55-7122	WASHER - belleville	1
10	55-2641	FLATWASHER	5
11	55-8658	NUT	4
12	11-8035	CHAIN - 3 links	1
13	99-541	BOLT - eye 1/2 in	1
14	92-8831	BRACKET - snubber	1
15	92-7533	SPACER - spring	1
16	55-3594	WASHER - special	1
17	55-2640	NUT	1
18	92-8832	PLATE - bearing	1
	55-9495	RIVET - plate	4

240H9



COMPRESSOR, MOTOR & ALTERNATOR
MOUNTING (before 2/13)



COMPRESSOR, MOTOR & ALTERNATOR MOUNTING (before 2/13)

Revised
01/21/13

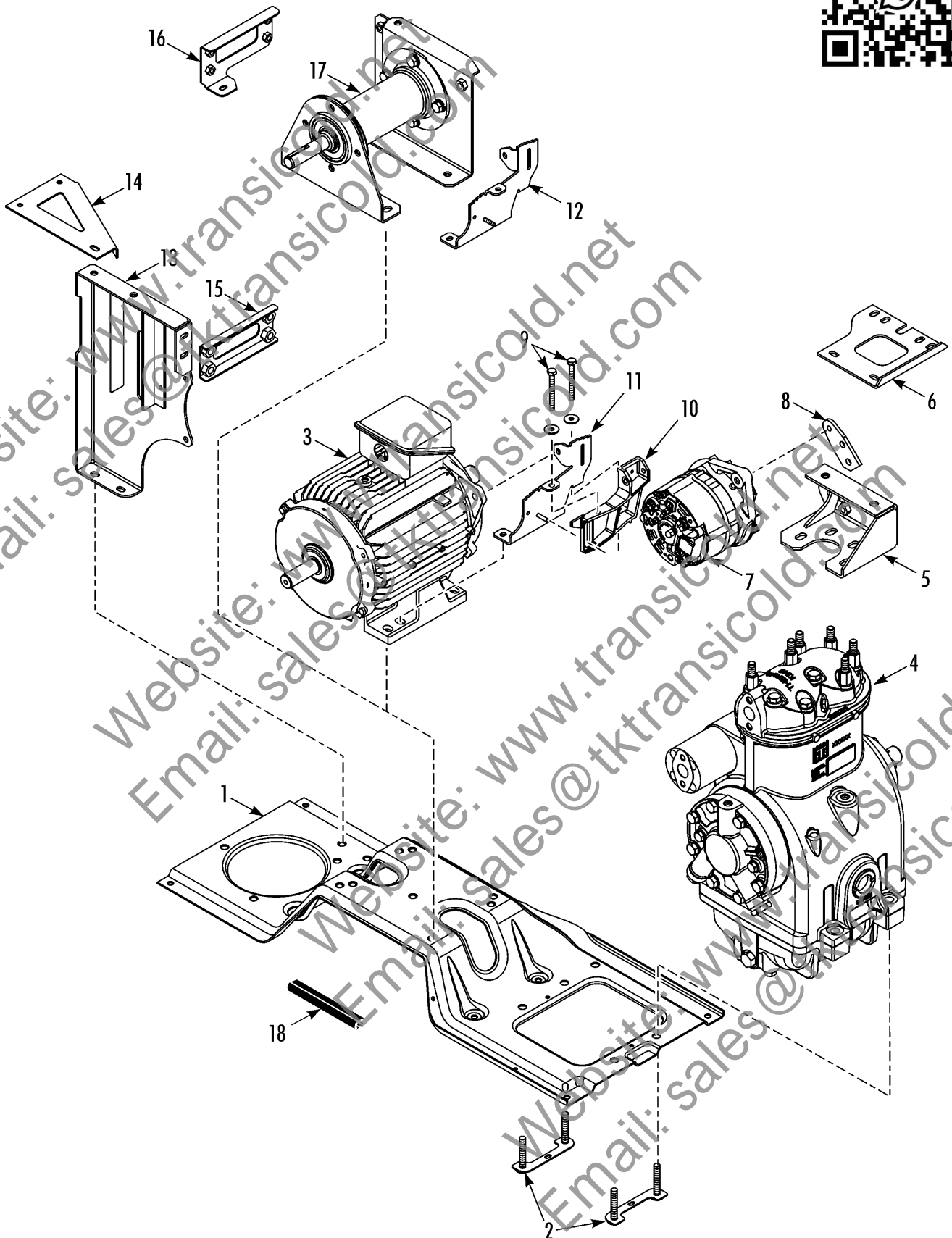


REF	PART NO.	DESCRIPTION	
1	98-8424	TRAY - power	
	55-7004	SCREW - tray	8
	55-7072	FLATWASHER	8
	55-1173	LOCKWASHER	8
2	92-8124	BOLTSTRIP - compressor	2
3	104-784	MOTOR - 7.2 hp	1
	55-289	NUT	2
	55-402	FLATWASHER	2
4	NSS	COMPRESSOR - X214 (see 242G1)	1
	55-7005	NUT - compressor	4
	55-2200	LOCKWASHER	4
	55-399	WASHER - special	4
5	92-7761	BRACKET - compressor/alternator	1
	55-289	NUT- compressor	4
	55-375	LOCKWASHER	4
	55-402	FLATWASHER	4
6	92-7633	BRACKET - compressor/frame	1
	55-5424	SCREW - bracket	2
	55-7069	FLATWASHER	2
	55-7727	LOCKWASHER	2
7	45-2255	ALTERNATOR (37 amp)	1
	45-2257	ALTERNATOR (65 amp, see 242H0)	1
	55-6215	SCREW - alternator (M8 x 30)	1
	55-7727	LOCKWASHER (M8)	1
	55-7069	FLATWASHER (M8)	1
	55-8586	SCREW - alternator (M10 x 80)	1
	55-7072	FLATWASHER (M10)	2
	55-7005	NUT (M10)	1
8	92-8125	BRACKET - alternator	1
	55-5424	SCREW - bracket (M8)	2
	55-7727	LOCKWASHER	2
	55-7069	FLATWASHER	2
9	51-1904	SCREW - alternator adjust (M10 x 90, full thread)	2

240H9



COMPRESSOR, MOTOR & ALTERNATOR
MOUNTING (before 2/13)

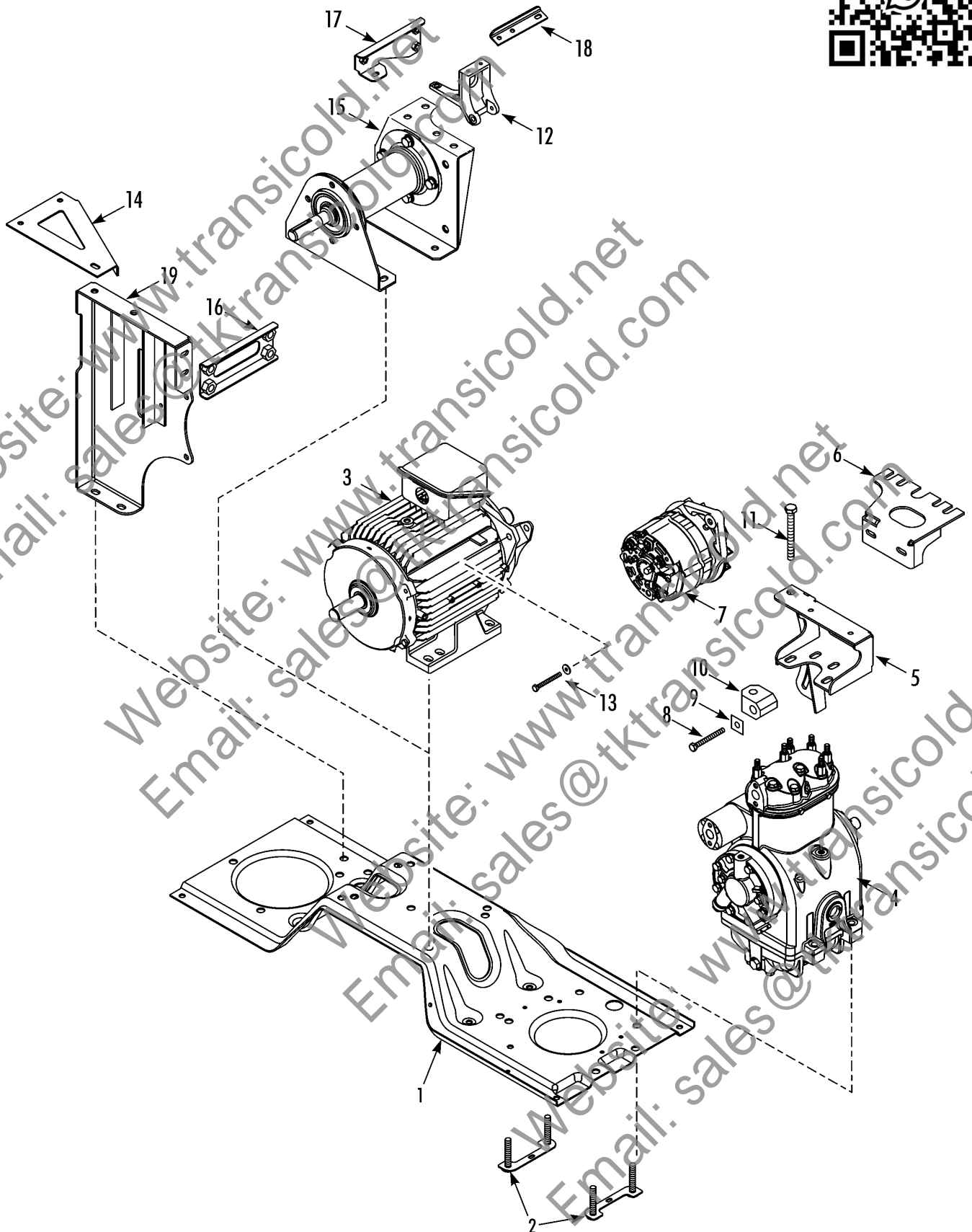


COMPRESSOR, MOTOR & ALTERNATOR MOUNTING (before 2/13)

Revised
01/21/13



REF	PART NO.	DESCRIPTION	
	55-7072	FLATWASHER	
10	92-7756	BRACKET - alternator/motor	1
	55-5579	SCREW - bracket	2
	55-7072	FLATWASHER	2
	55-1173	LOCKWASHER	2
11	92-8127	BRACKET - alternator/motor	1
12	92-8126	BRACKET - alternator/jackshaft	1
	55-7006	NUT - bracket	2
	55-3289	WASHER - special	2
13	90-437	BRACKET - tension (before 2/11, see 242G8)	1
	92-9226	BRACKET - tension (2/11 & after, see 250F5)	1
	55-5579	SCREW - bracket to base (M10 x 25)	2
	55-1173	LOCKWASHER (M10)	2
	55-7072	FLATWASHER (M10)	2
	55-5424	SCREW - bracket to motor (M8 x 25)	2
	55-7727	LOCKWASHER (M8)	2
	55-7069	FLATWASHER (M8)	2
14	92-9228	BRACKET - arch support	1
	55-5424	SCREW - bracket	3
	55-7069	FLATWASHER	3
	55-7727	LOCKWASHER	3
15	92-7547	BRACKET - tension (50s)	1
16	92-7793	BRACKET - tension (30s)	1
	55-6764	SCREW - bracket (M8 X 70)	2
	55-6215	SCREW - bracket (M8 X 20)	2
	55-7072	FLATWASHER	4
	55-1173	LOCKWASHER	4
17	78-1695	JACKSHAFT (see 235H7)	1
18	91-4720	STRIP - protector	1

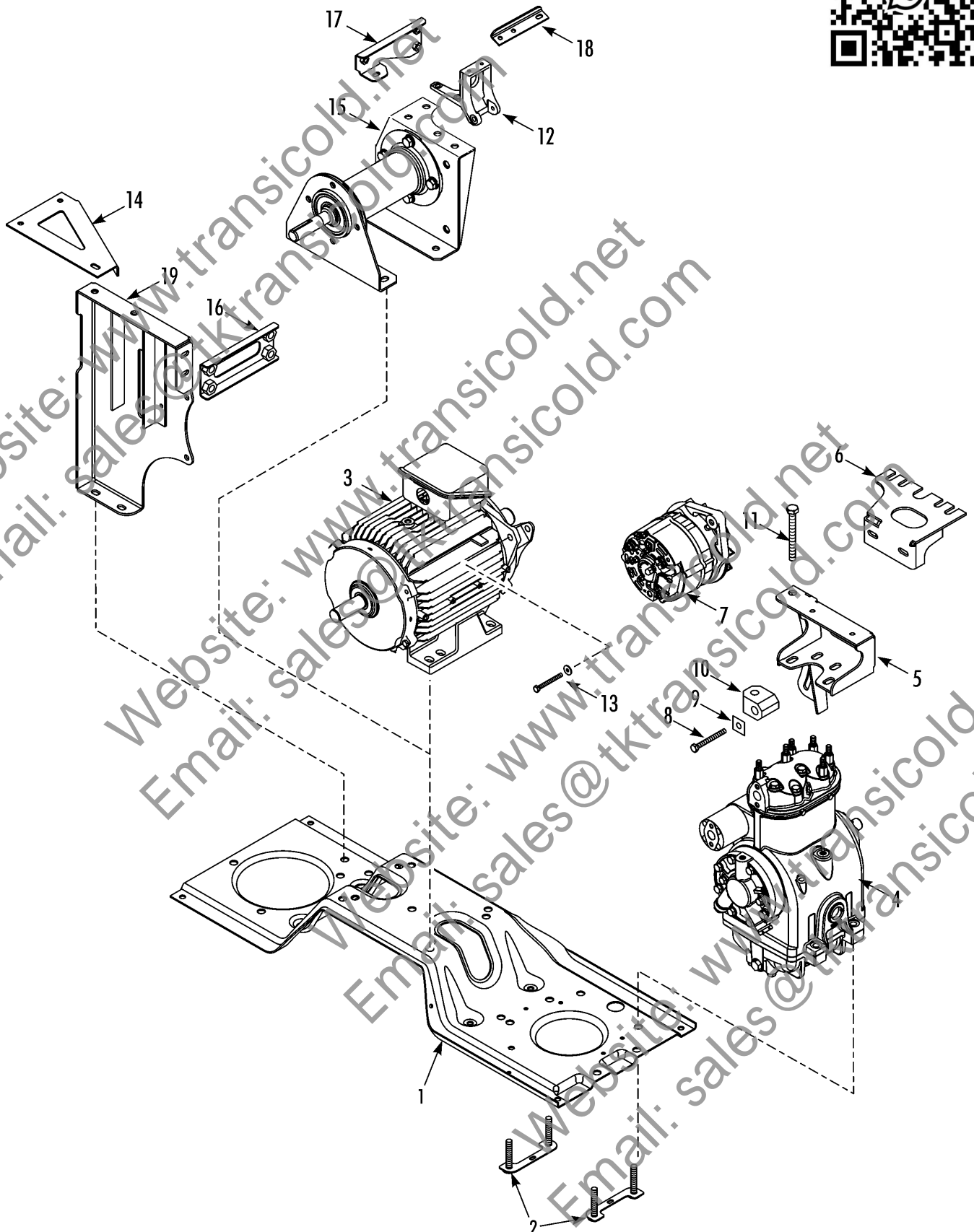


COMPRESSOR, MOTOR & ALTERNATOR MOUNTING

Revised
01/28/13



REF	PART NO.	DESCRIPTION	
1	98-8424	TRAY - power	
	55-7355	SCREW - tray	8
	55-8536	FLATWASHER	8
	55-7347	LOCKWASHER	8
2	92-8124	BOLTSTRIP - compressor	2
3	104-801	MOTOR - 7.2 hp	1
	55-7358	SCREW - motor	4
	55-2641	FLATWASHER	4
4	102-1072	COMPRESSOR - X214 (see 240H6)	1
	55-7344	NUT - compressor	4
	55-2200	LOCKWASHER	4
	55-399	WASHER - special	4
5	92-9601	BRACKET - compressor/alternator	1
	55-8658	NUT- compressor	4
	55-2641	FLATWASHER	4
6	92-7633	BRACKET - compressor/frame	1
	55-6987	SCREW - bracket to bracket	2
	55-7341	SCREW - bracket to frame	2
	55-7342	LOCKWASHER	4
	55-7085	FLATWASHER	4
7	45-2255	ALTERNATOR (37 amp)	1
	45-2498	ALTERNATOR (37 amp)	1
	45-2257	ALTERNATOR (65 amp, see 242H0)	1
8	51-1867	SCREW - alternator adjust (M8 x 50)	1
	55-7727	LOCKWASHER (M8)	1
	55-7069	FLATWASHER (M8)	1
9	93-617	GAUGE - angle adjust	2
10	77-3052	BLOCK - adjust	1
11	55-8379	SCREW - alternator adjust (M10 x 80)	1
	55-7122	WASHER (Belleville)	2
12	92-9607	BRACKET - alternator/jackshaft	1
	55-7006	NUT - bracket	2
13	51-1867	SCREW - alternator pivot (M10 x 40)	1



COMPRESSOR, MOTOR & ALTERNATOR MOUNTING

Revised
01/28/13

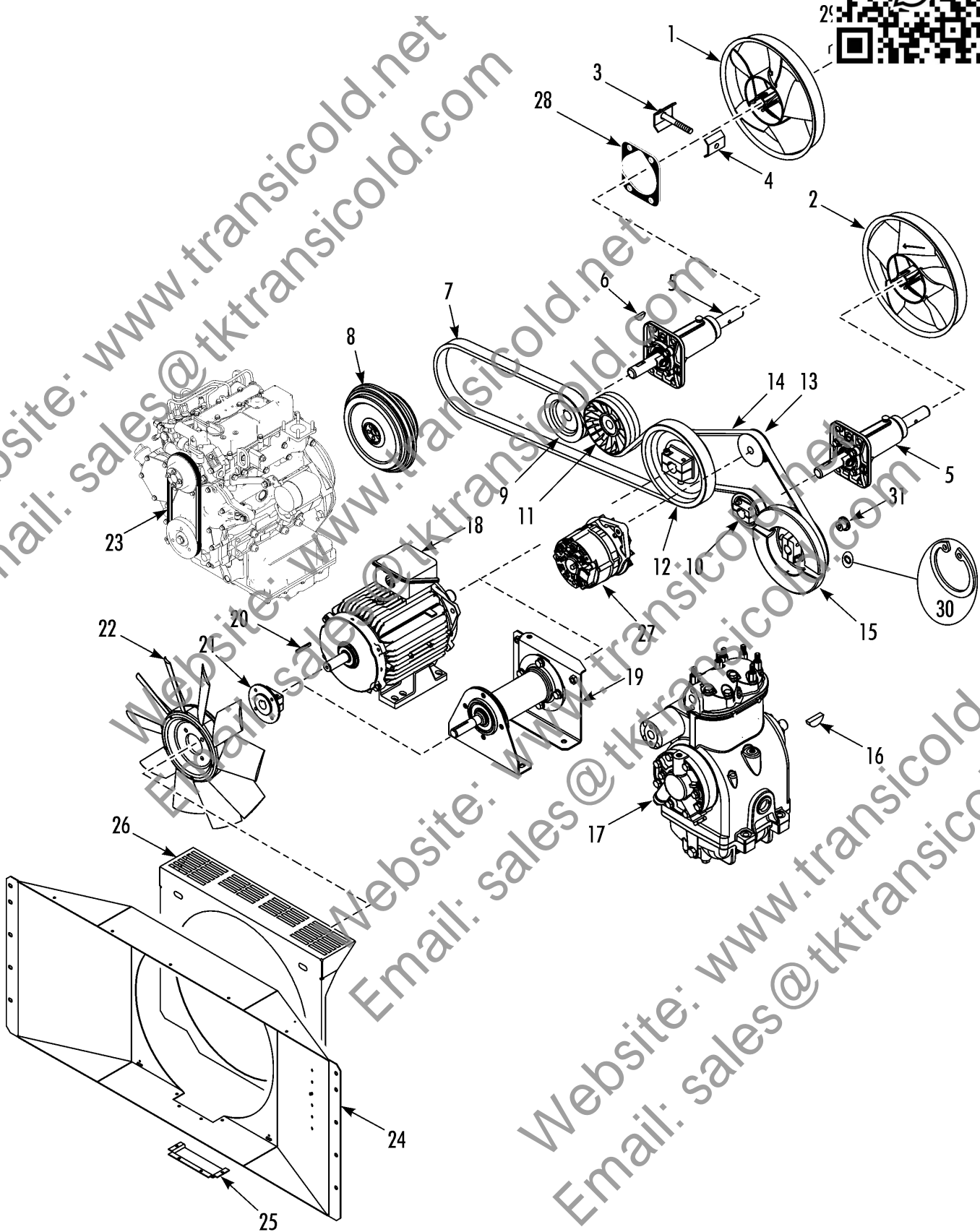


REF	PART NO.	DESCRIPTION	
	55-7347	LOCKWASHER (M10)	
	55-8536	FLATWASHER (M10)	1
14	92-9228	BRACKET - arch support	1
	55-7341	SCREW - bracket	3
	55-7069	FLATWASHER	3
	55-7727	LOCKWASHER	3
15	78-1695	JACKSHAFT (see 235H7)	1
16	92-8490	BRACKET - tension (50s)	1
17	92-7760	BRACKET - tension (30s)	1
	55-6764	SCREW - bracket (M8 X 70)	2
	55-6215	SCREW - bracket (M8 X 20)	2
	55-7072	FLATWASHER	4
	55-1173	LOCKWASHER	4
18	92-8385	BRACKET - support (30s)	1
19	93-625	BRACKET - tension (see 250F5)	1

242G6



BELTS, PULLEYS & FAN GROUP (T-570R/600M/800M)



BELTS, PULLEYS & FAN GROUP (T-570R/600M/800M)

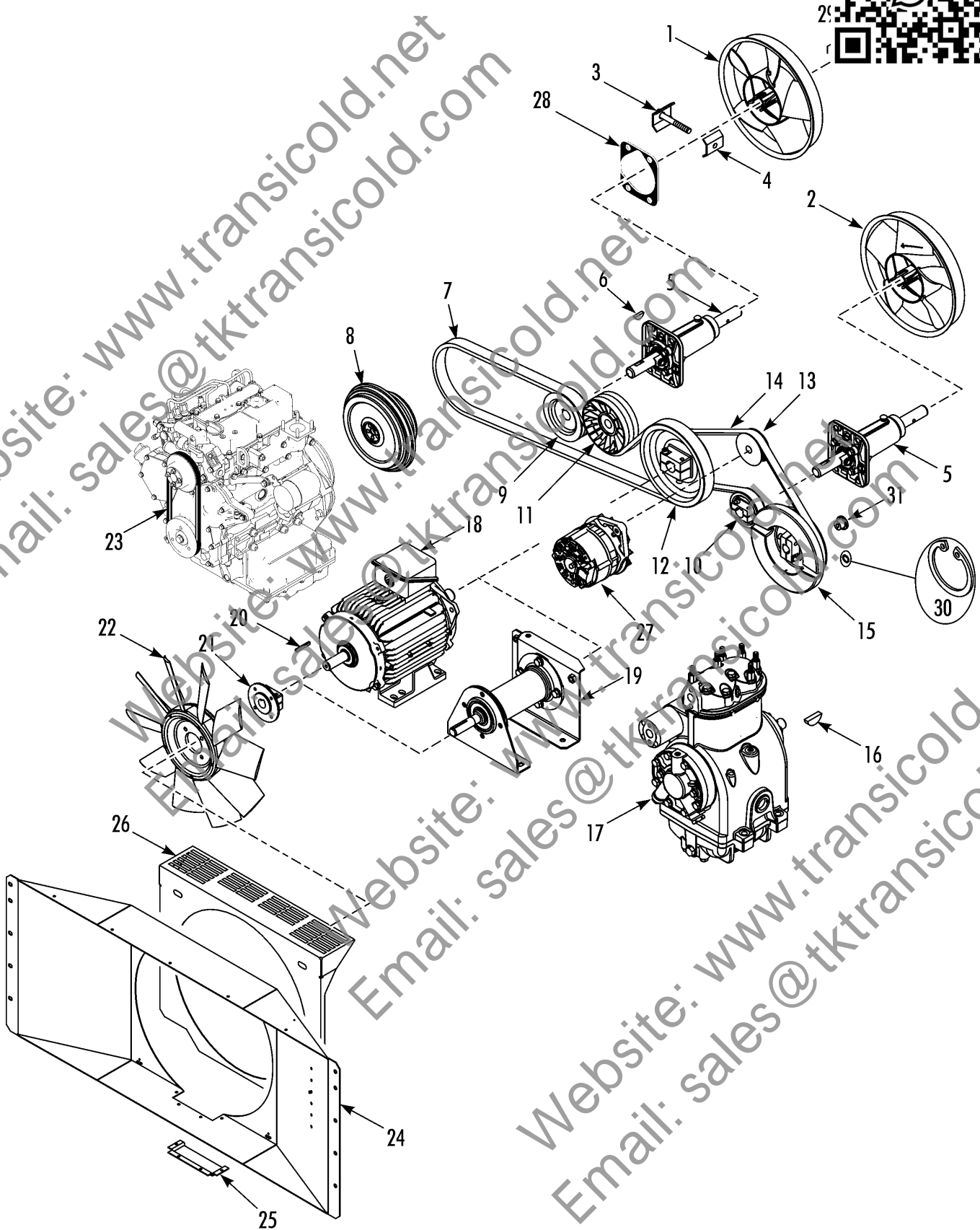


REF	PART NO.	DESCRIPTION	
1	78-1307	FAN - evaporator (engine side)	1
2	78-1306	FAN - evaporator (compressor side)	1
3	77-2961	CLIP - hub (w/ screw)	2
4	77-1464	CLIP - hub	2
	55-7042	NUT	2
	55-7170	LOCKWASHER	2
	55-7075	FLATWASHER	2
5	78-1682	FANSHAFT (see 235H1)	2
	55-4680	SCREW - fanshaft	8
	55-7072	FLATWASHER	8
	55-1173	LOCKWASHER	8
6	55-457	KEY - woodruff	2
7	78-1724	BELT - engine to motor/jackshaft	1
8	107-349	CLUTCH (see 145F4)	1
	55-5022	SCREW - clutch	6
9	77-2953	PULLEY - evaporator fan (engine side)	1
10	77-3036	PULLEY - evaporator fan (compressor side)	1
	51-1005	SCREW - pulley	4
11	77-3037	PULLEY - idler (see 242G8)	1
12	77-2995	PULLEY - motor/jackshaft	1
13	77-2964	PULLEY - alternator	1
14	78-1686	BELT - motor to compressor	1
15	77-3062	PULLEY - compressor	1
16	55-455	KEY - compressor pulley	1
17	102-1072	COMPRESSOR - X214 (see 185H5)	1
18	104-784	MOTOR - 7.2 hp	1
19	78-1695	JACKSHAFT (see 235H7)	1
20	55-2048	KEY - square	1
21	77-1699	HUB - fan	1
	55-8650	SCREW - hub	2
	55-790	LOCKWASHER	2
	55-371	FLATWASHER	2
22	78-1403	FAN - condenser	1

242G6



BELTS, PULLEYS & FAN GROUP (T-570R/600M/800M)

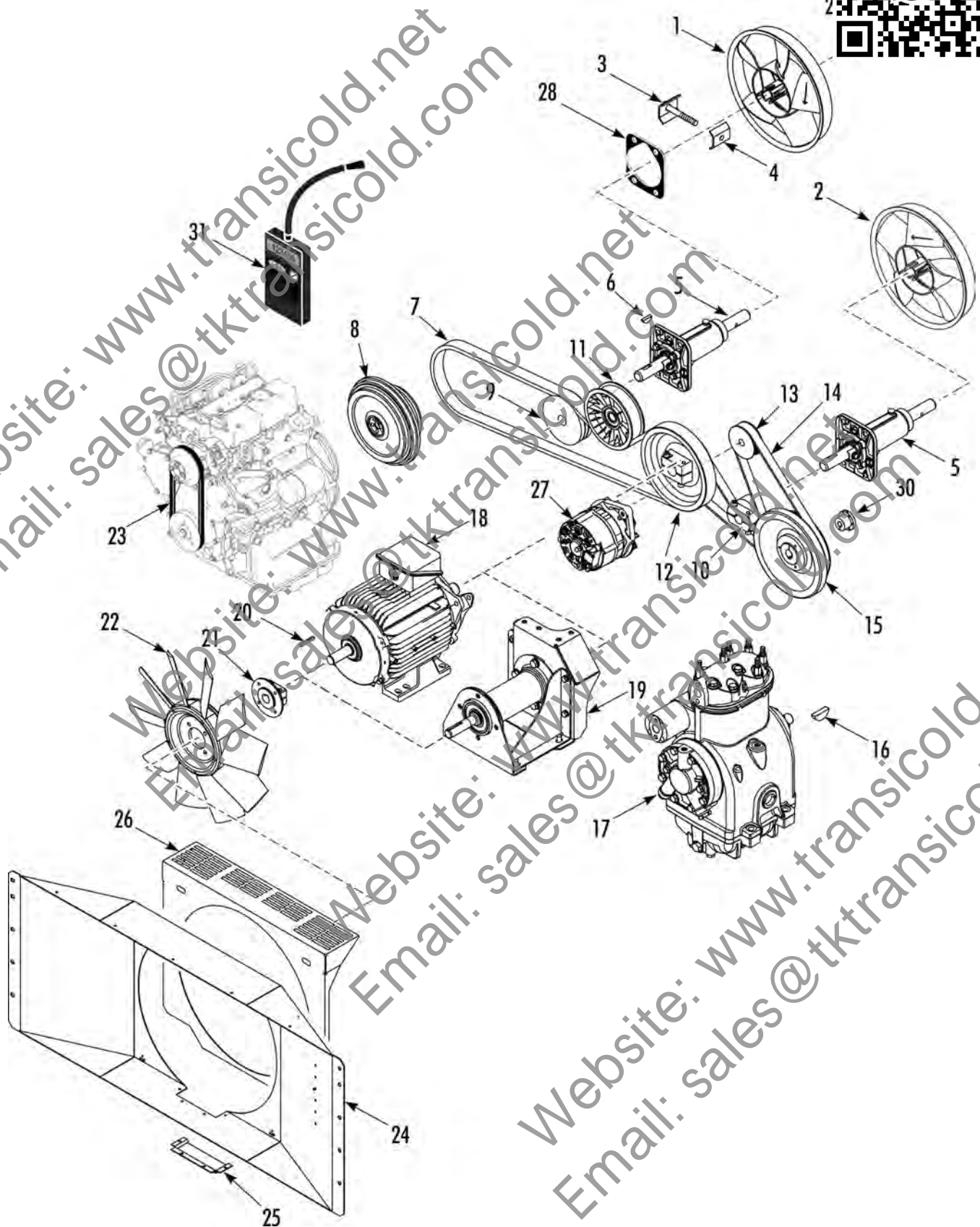


Revised
01/12/13

BELTS, PULLEYS & FAN GROUP (T-570R/600M/800M)



REF	PART NO.	DESCRIPTION	
	55-141	SCREW - fan	
	55-790	LOCKWASHER	4
23	78-1492	BELT - water pump (see 213H6)	1
24	98-8206	PLENUM - condenser fan	1
25	92-7535	*POCKET - plenum	1
	51-1602	*RIVET - pocket	4
	55-9975	*CLIP - retaining	2
	51-1840	*RIVET - clip	2
26	92-1551	ORIFICE - condenser fan	1
	55-6994	SCREW - orifice	2
	55-7144	WASHER - special	2
	55-7727	LOCKWASHER	2
27	45-2255	ALTERNATOR (37 amp)	1
28	92-7758	SPACER - fanshaft housing (engine side)	1
29	55-7355	SCREW - fan	2
	55-7347	LOCKWASHER	2
	51-1877	WASHER - special	2
30	51-1995	CIRCLIP - compressor (before 2/12)	1
31	77-2537	CIRCLIP - compressor (2/12 & after)	1

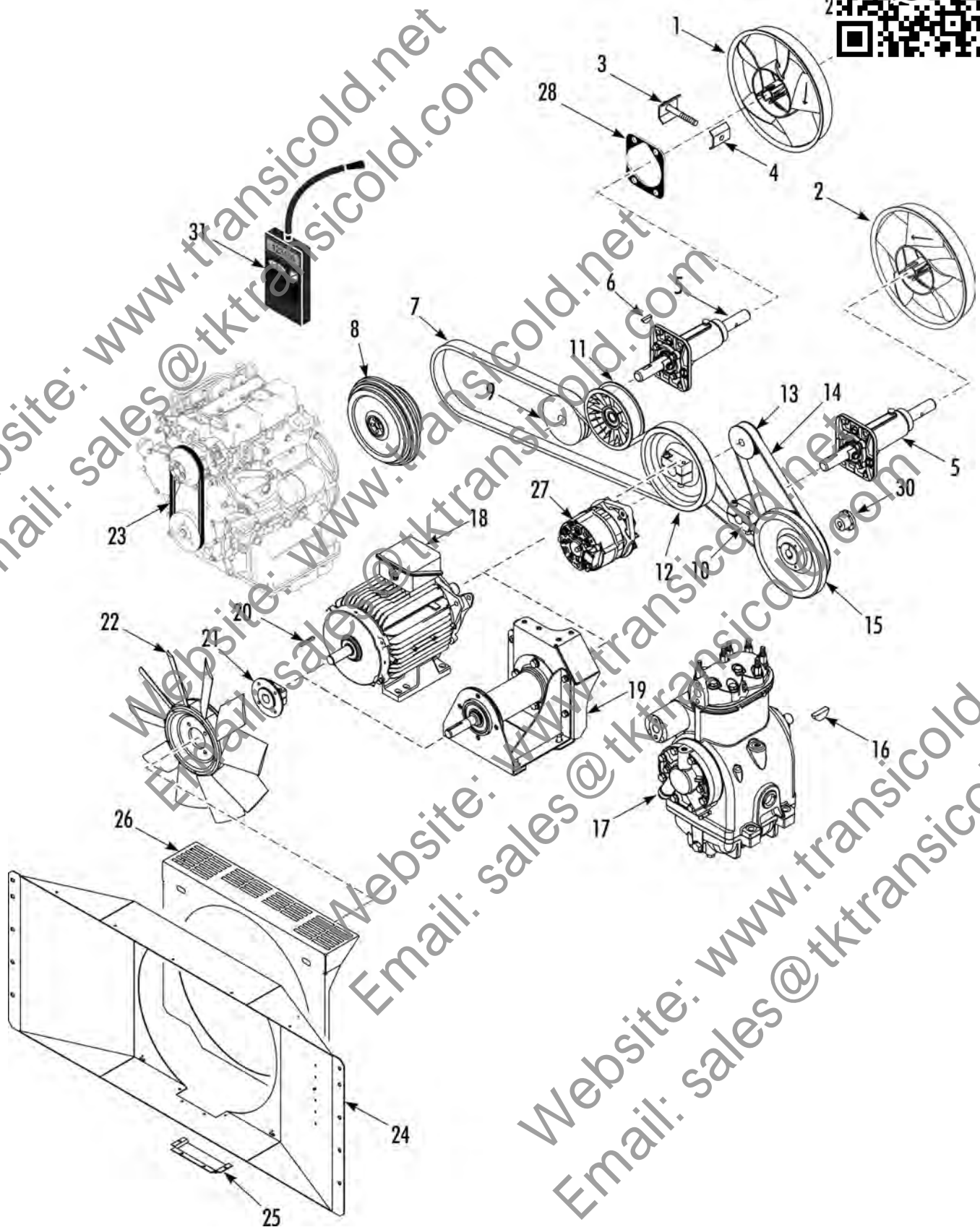


BELTS, PULLEYS & FAN GROUP (2/13 & after)

Revised
05/09/13



REF	PART NO.	DESCRIPTION	
1	78-1307	FAN - evaporator (engine side)	
2	78-1306	FAN - evaporator (compressor side)	1
3	77-2961	CLIP - hub (w/ screw)	2
4	77-1464	CLIP - hub	2
	55-7008	NUT	2
	55-7170	LOCKWASHER	2
	55-7075	FLATWASHER	2
5	78-1682	FANSHAFT (see 235H1)	2
	55-4680	SCREW - fanshaft	8
	55-7072	FLATWASHER	8
	55-1173	LOCKWASHER	8
6	55-457	KEY - woodruff	2
7	78-1724	BELT - engine to motor/jackshaft	1
8	107-349	CLUTCH (see 145F4)	1
	55-5022	SCREW - clutch	6
9	77-2953	PULLEY - evaporator fan (engine side)	1
10	77-3089	PULLEY - evaporator fan (compressor side)	1
	51-1005	SCREW - pulley	4
	55-7727	LOCKWASHER	6
11	77-3037	PULLEY - tensioner (see 250F5)	1
12	77-2995	PULLEY - motor/jackshaft	1
	55-9724	SCREW - pulley	2
	55-7727	LOCKWASHER	2
13	77-2964	PULLEY - alternator	1
14	78-1822	BELT - motor to compressor	1
15	77-3062	PULLEY - compressor	1
16	55-455	KEY - compressor pulley	1
17	102-1072	COMPRESSOR - X214 (SR-3 units, see 240H6)	1
18	104-801	MOTOR - 7.2 hp	1
19	78-1695	JACKSHAFT (see 235H7)	1
20	55-2048	KEY - square	1
21	77-1699	HUB - fan	1
	55-8650	SCREW - hub	2

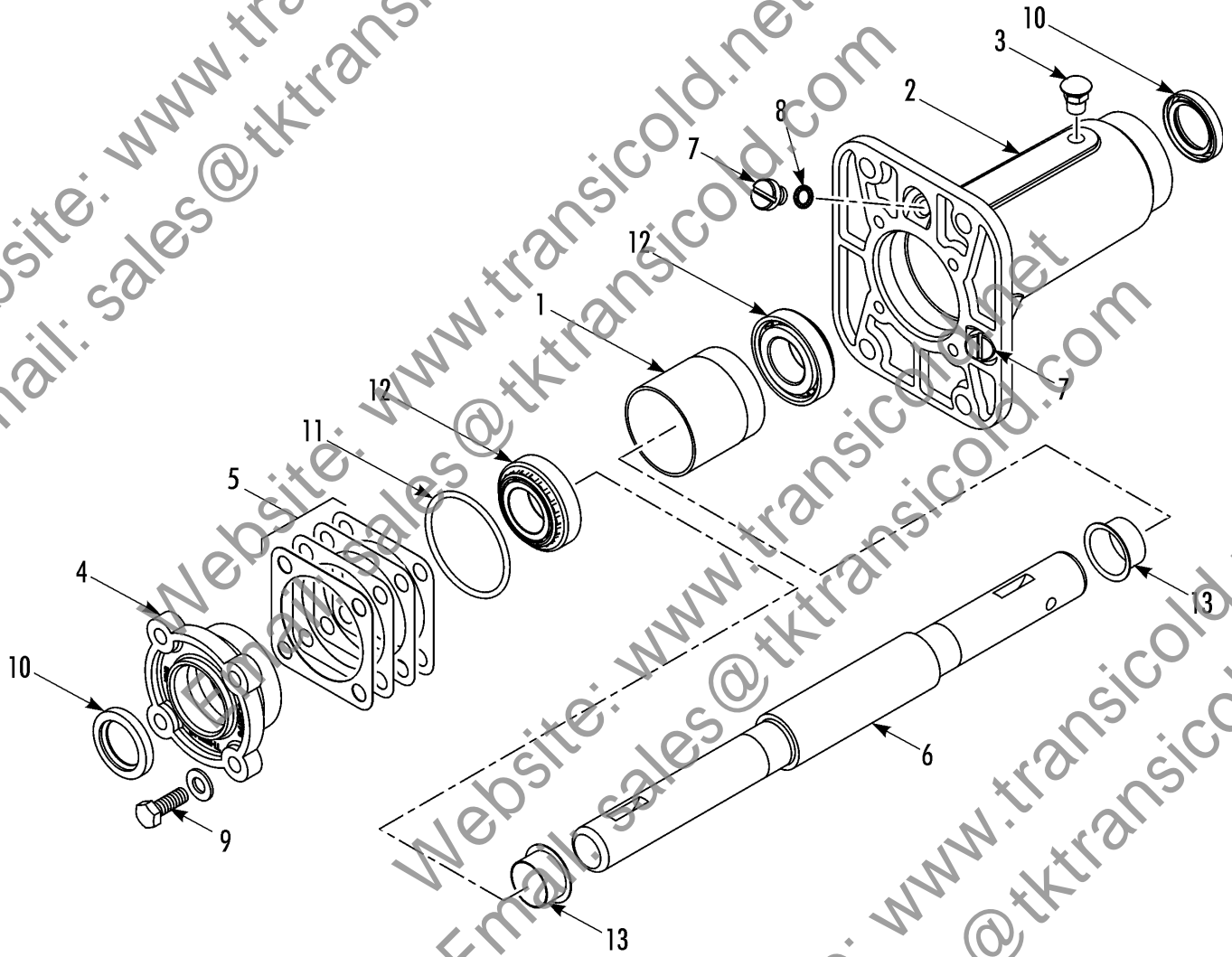


BELTS, PULLEYS & FAN GROUP (2/13 & after)

Revised
05/09/13



REF	PART NO.	DESCRIPTION	
	55-790	LOCKWASHER	
	55-371	FLATWASHER	2
22	78-1403	FAN - condenser	1
	78-1708	FAN - condenser (Ldb kit, see 240B2)	1
	55-141	SCREW - fan	4
	55-790	LOCKWASHER	4
23	78-1492	BELT - water pump (see 213H6)	1
24	98-9019	PLENUM - condenser fan	1
25	92-7535	*POCKET - plenum	1
	51-1602	*RIVET - pocket	4
	92-9927	*CLIP - retaining	2
	55-3136	RIVET - clip	2
26	92-1551	ORIFICE - condenser fan	1
	55-6994	SCREW - orifice	2
	55-3045	LOCKWASHER - dome	2
	55-7727	LOCKWASHER	2
27	45-2255	ALTERNATOR (37 amp)	1
	45-2498	ALTERNATOR (37 amp)	1
28	92-7758	SPACER - fanshaft housing (engine side)	1
29	55-7355	SCREW - fan	2
	55-7347	LOCKWASHER	2
	51-1877	WASHER - special	2
30	77-2537	BUSHING - compressor	1
31	204-1903	TOOL - belt tension	1

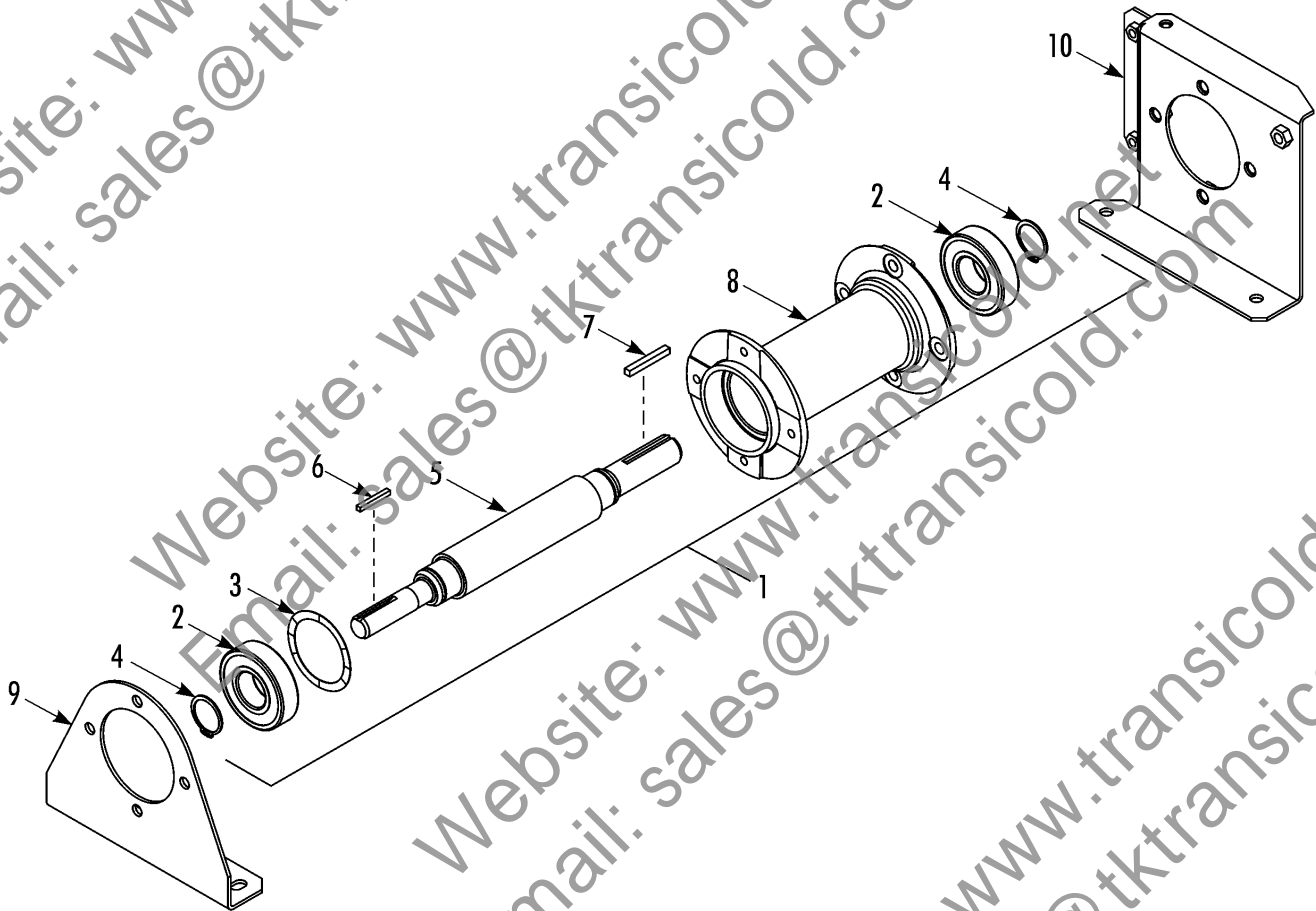


FANSHAFT ASSEMBLY



Revised
01/25/13

REF	PART NO.	DESCRIPTION	
	78-1682	FANSHAFT - assembly	
1	99-3264	*TUBE - splash guard	1
2	99-3262	*HOUSING	1
3	55-6418	*VENT - air	1
	55-6416	**CAP - air vent	1
4	91-1203	CAP	1
5	99-2901	*SHIM (0.005 thk)	A/R
	99-2902	*SHIM (0.007 thk)	A/R
	99-4231	*SHIM (0.020 thk)	A/R
6	77-2955	*FANSHAFT	1
7	55-3350	*SCREW - oil plug	2
8	33-1009	*O-RING	2
9	55-3834	*SCREW - cap	4
	55-2958	*LOCKWASHER	4
	70-135	*KIT - fanshaft repair	1
10	33-2134	**SEAL - oil	2
11	33-982	**O-RING	1
12	77-1070	**BEARING - roller	2
	203-278	*GREASE (gallon)	A/R
13	11-6863	SLEEVE - repair	1



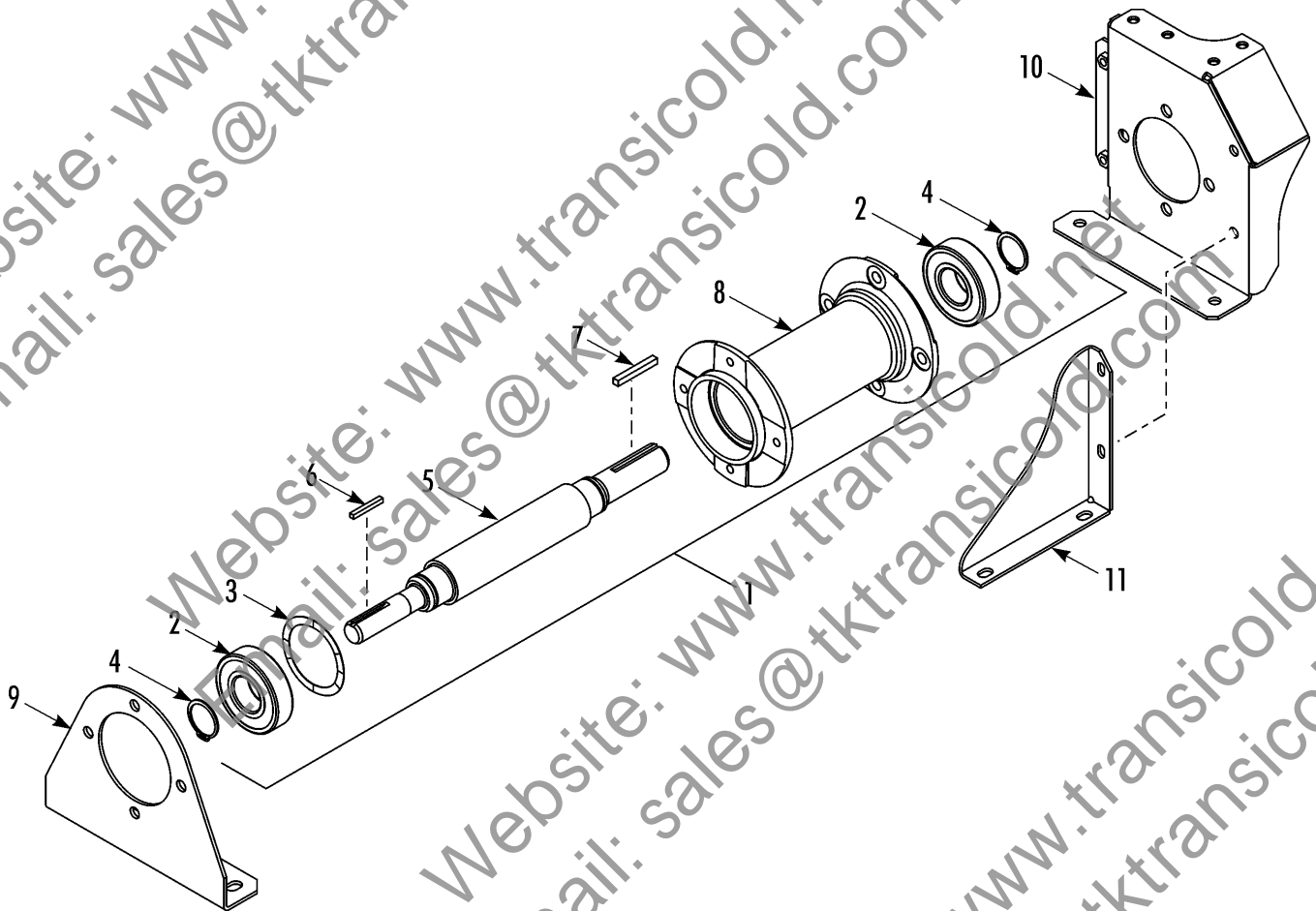
JACKSHAFT ASSEMBLY (before 2/13)

Revised
01/21/13



REF	PART NO.	DESCRIPTION	
1	78-1695	JACKSHAFT	
2	77-2779	*BEARING	2
3	55-9958	*WASHER - wave	1
4	55-9957	*RING - external	2
5	77-2959	*SHAFT	1
6	55-351	*KEY (1.5 in lg)	1
7	55-1108	*KEY (2.0 in lg)	1
8	NSS	*HOUSING	1
9	92-7844	BRACKET - condenser side	1
10	92-7660	BRACKET - evaporator side	1
	55-5969	SCREW - bracket to housing	8
	55-1173	LOCKWASHER	8
	55-7072	FLATWASHER	8

Website: www.transicold.net
 Email: sales@tktransicold.com



JACKSHAFT ASSEMBLY (2/13 & after)

Revised
01/29/13

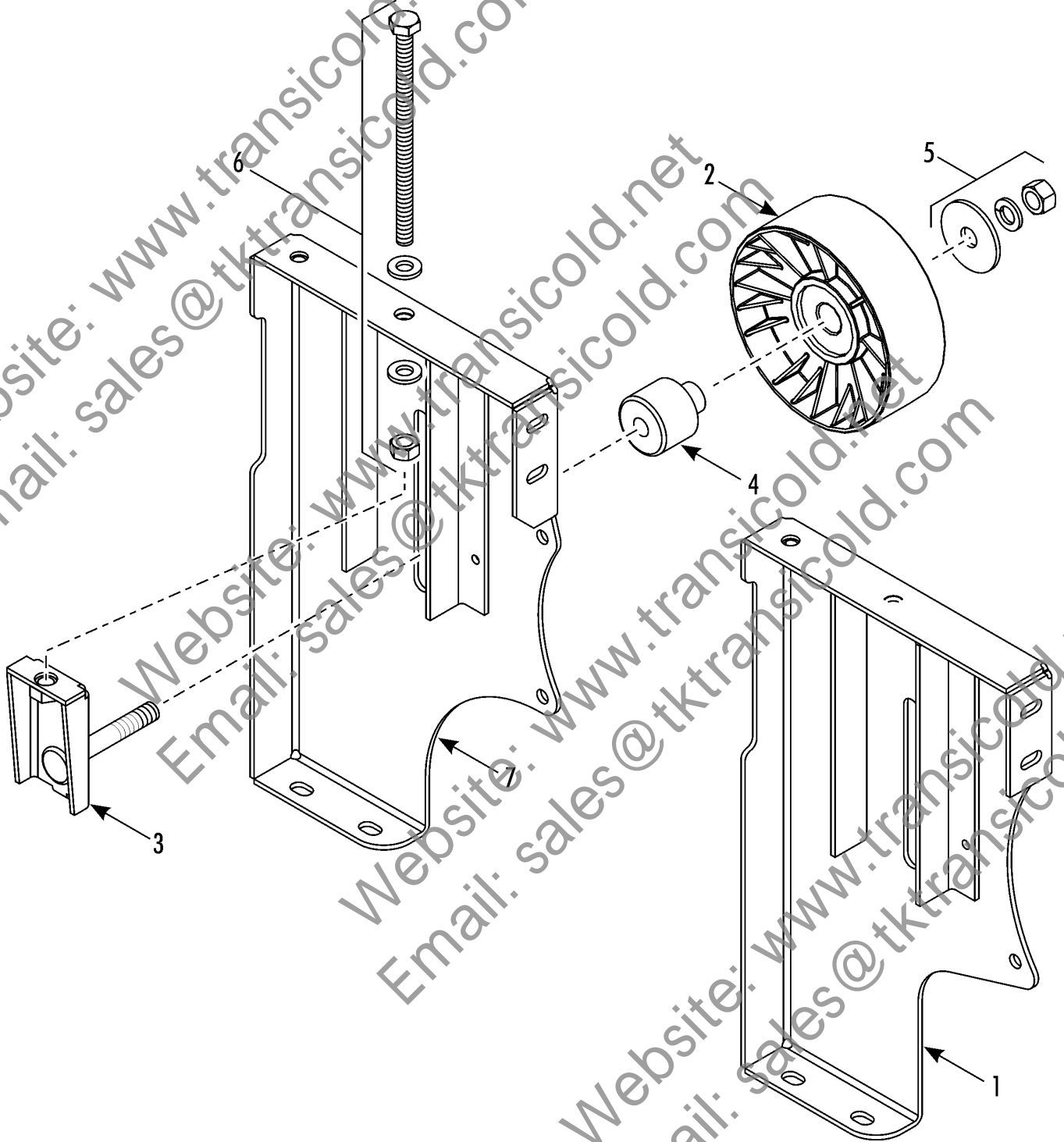


REF	PART NO.	DESCRIPTION	
1	78-1695	JACKSHAFT	
2	77-2779	*BEARING	2
3	55-9958	*WASHER - wave	1
4	55-9957	*RING - external	2
5	77-2959	*SHAFT	1
6	55-3264	*KEY (1.25 in lg)	1
7	55-3263	*KEY (1.75 in lg)	1
8	NSS	*HOUSING	1
9	92-7844	BRACKET - condenser side	1
10	92-9605	BRACKET - evaporator side T-500R/DAIRY)	1
	93-626	BRACKET - evaporator side (T-6XX/8XX)	1
	55-6998	SCREW - cover	8
	55-7347	LOCKWASHER	8
	55-8536	FLATWASHER	8
11	92-9606	SUPPORT - jackshaft	1
	55-7341	SCREW - support (M8)	2
	55-7342	LOCKWASHER	2
	55-7085	FLATWASHER	2
	55-7355	SCREW - jackshaft (M10)	4
	55-7347	LOCKWASHER	4
	55-8536	FLATWASHER	4

242G8



IDLER PULLEY (before 2/11)



IDLER PULLEY (before 2/11)

Revised
07/17/12



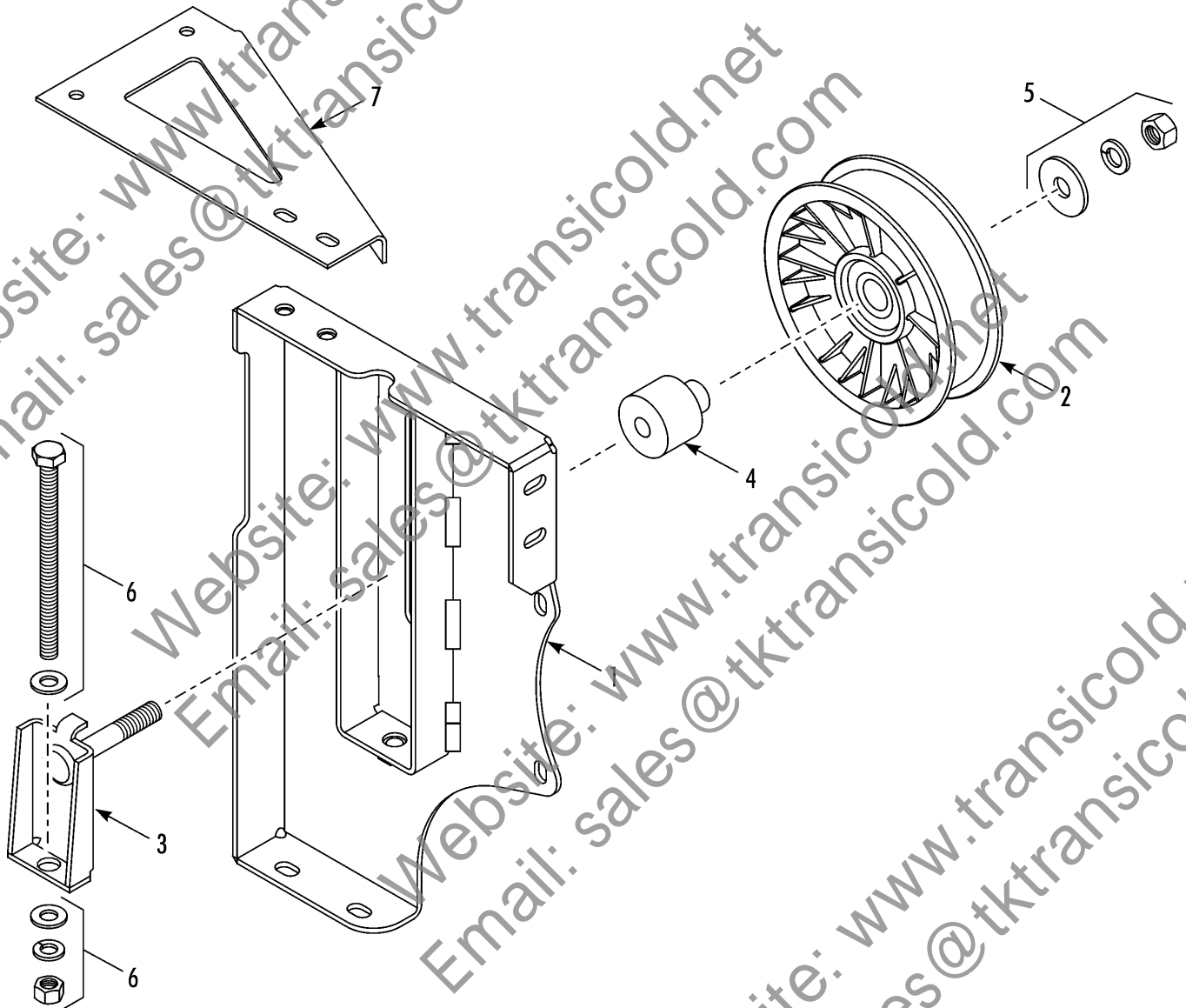
REF	PART NO.	DESCRIPTION	
1	90-438	BRACKET - tensioner (T-1000/1000R/1000M/1200R)	1
2	77-3037	*PULLEY - tensioner	1
3	92-8376	*BRACKET - adjuster	1
4	77-2996	*BUSHING - pulley	1
5	55-8471	*NUT - pulley	1
	55-6283	LOCKWASHER	1
	51-1468	*FLATWASHER	1
6	51-2023	*SCREW - adjuster	1
	55-7072	*FLATWASHER	2
	55-6573	*NUT	1
7	90-437	BRACKET - tensioner (T-570R/600/600R/600M/800/800R/800M)	1

Website: www.transicold.net
 Email: sales@tktransicold.com

250F5



IDLER PULLEY (2/11 & after)



IDLER PULLEY (2/11 & after)

Revised
03/06/13



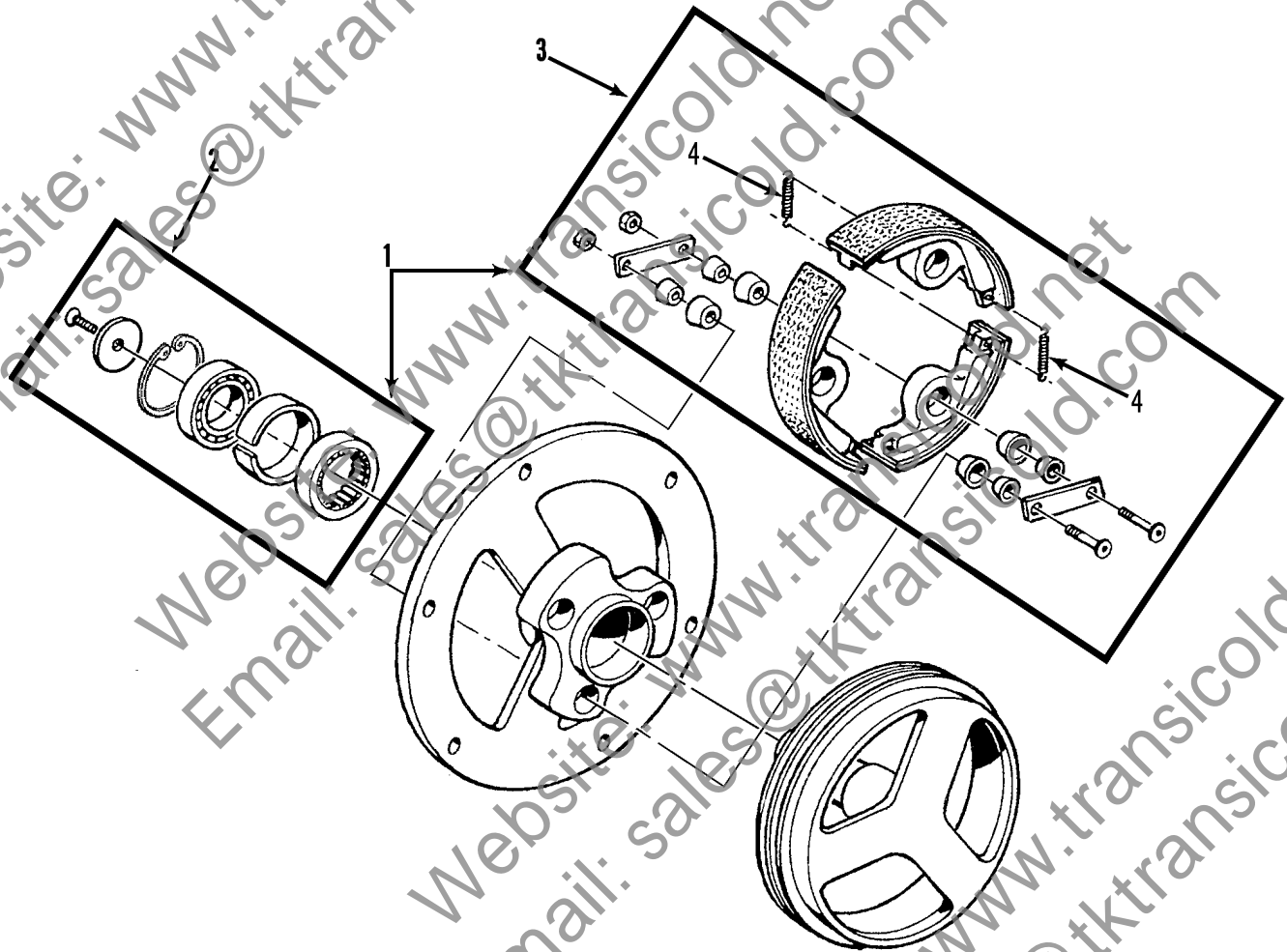
REF	PART NO.	DESCRIPTION	
1	92-9226	BRACKET - tensioner (T-570/600/800)	1
	93-625	BRACKET - tensioner (T-580/680/880)	1
	92-9229	BRACKET - tensioner (T-1000/1080/1200)	1
2	77-3037	PULLEY - tensioner	1
	77-2778	*BEARING	1
3	92-9227	BRACKET - adjuster	1
4	77-2996	BUSHING - pulley	1
5	55-8471	NUT - pulley	1
	55-6283	LOCKWASHER	1
	51-1468	FLATWASHER	1
6	51-2147	SCREW - adjuster	1
	55-7072	FLATWASHER	2
	55-1173	LOCKWASHER	1
	55-6573	NUT	1
7	92-9228	BRACKET - support	1

Website: www.transcold.net
 Email: sales@tktranscold.com

145F4



CLUTCH ASSEMBLY (107-349)



CLUTCH ASSEMBLY (107-349)



Revised
02/01/09



REF	PART NO.	DESCRIPTION	
	107-349	CLUTCH	
	107-348	CLUTCH (under mount units only)	1
1	70-189	*KIT - clutch repair	1
2	70-175	**KIT - bearing	1
3	70-190	**KIT - shoe	1
4	77-2608	***SPRING	2

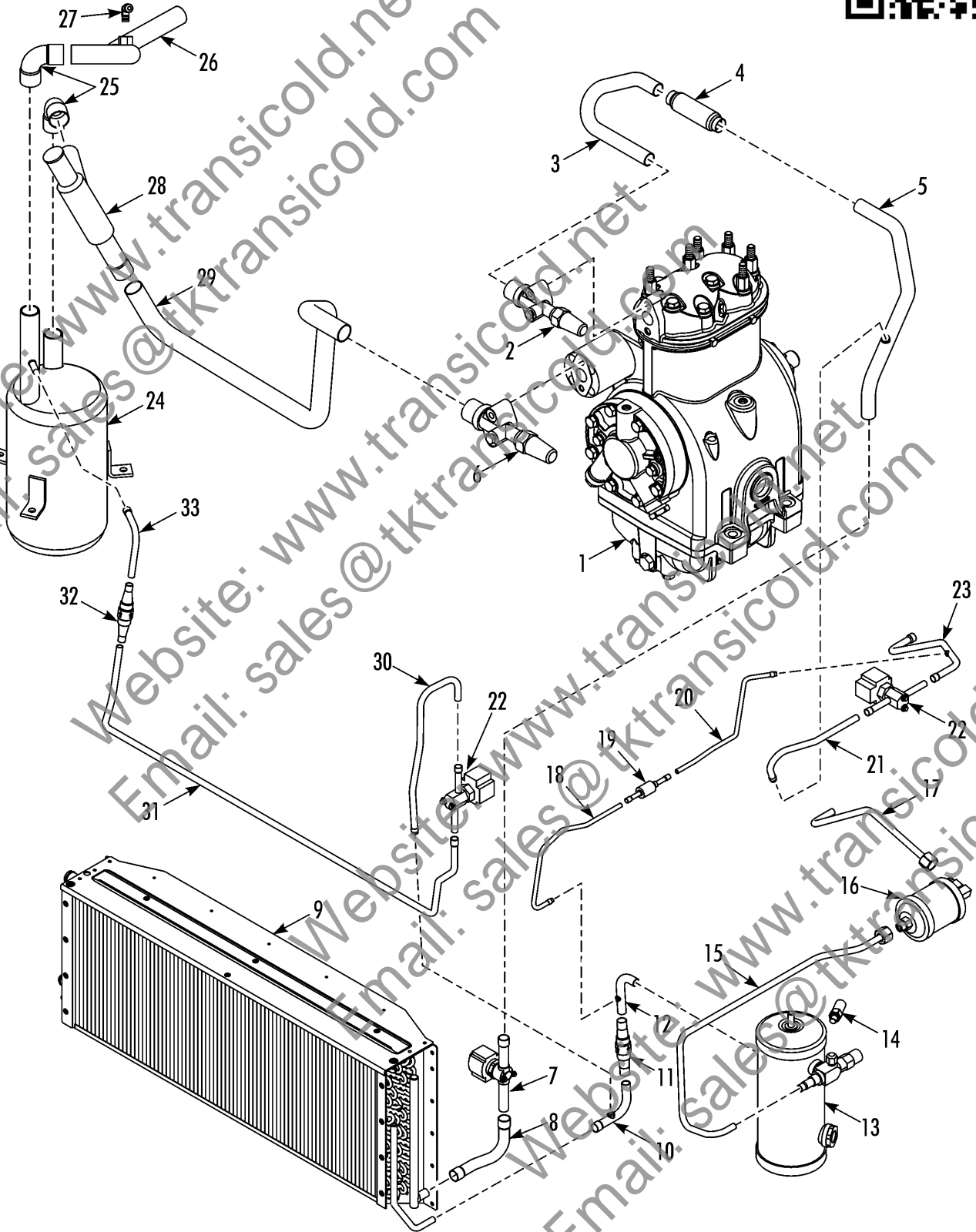
NOTE: Clutch 107-291 replaces clutch 107-257 & 107-204. See 132D14 for replacement parts for 107-257. See 94B1 for replacement parts for 107-204.

Website: www.transicold.net
Email: sales@tktransicold.com

Website: www.transicold.net
Email: sales@tktransicold.com

Website: www.transicold.net
Email: sales@tktransicold.com

Website: www.transicold.net
Email: sales@tktransicold.com



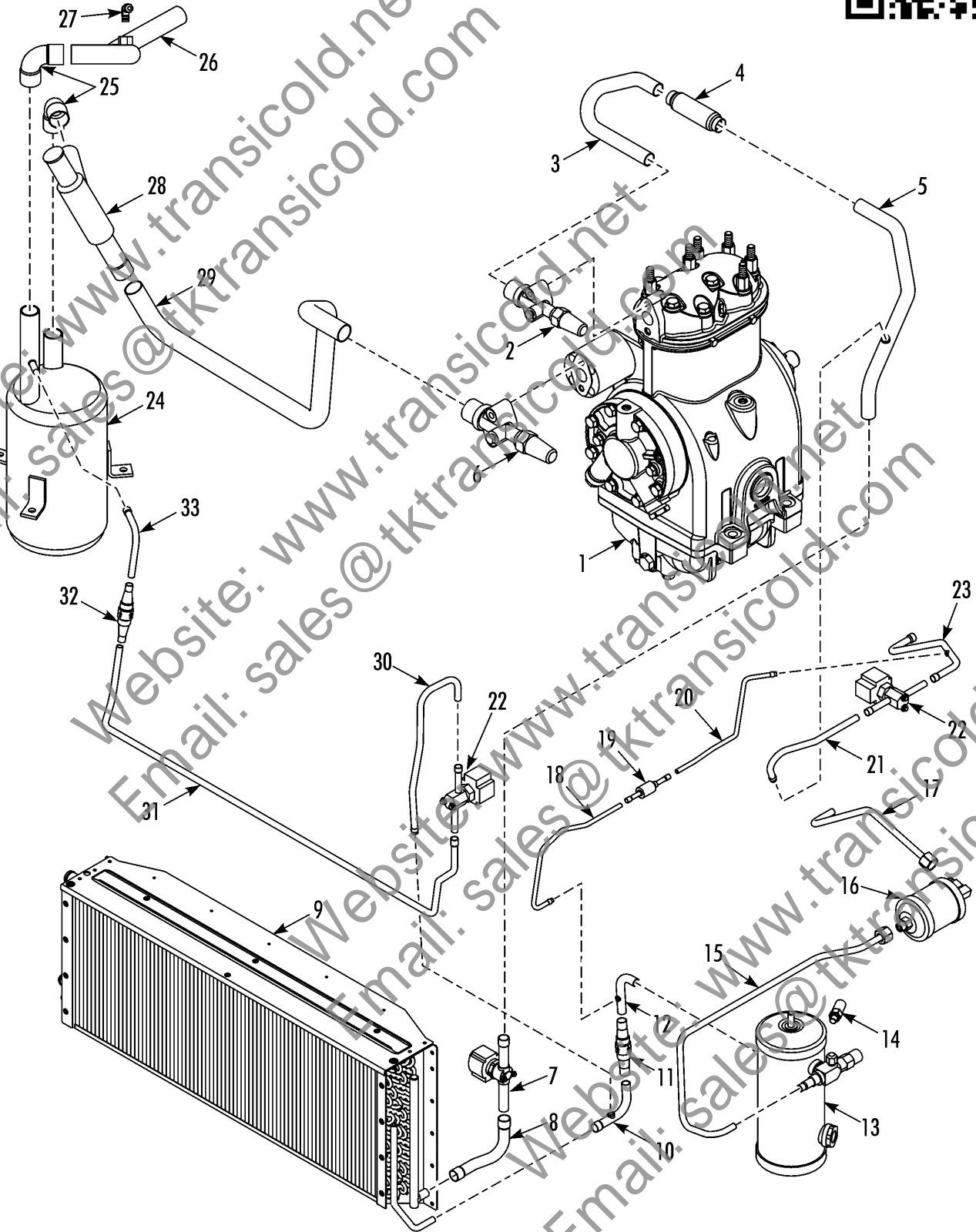
REFRIGERATION - CONDENSER



Revised
01/12/13



REF	PART NO.	DESCRIPTION	
1	102-1072	COMPRESSOR - X214 (see 185H5)	
2	66-129	VALVE - discharge	1
3	61-4798	TUBE - valve to strainer	1
4	61-4682	STRAINER - discharge	1
5	61-4933	TUBE - strainer to condenser valve	1
6	66-1916	VALVE - suction	1
7	61-4861	VALVE - condenser inlet	1
	44-5174	*COIL - valve	1
8	61-4883	TUBE - valve to condenser	1
9	67-2436	COIL - condenser/radiator (see 235A1)	1
10	61-4661	TUBE - condenser to check valve	1
11	66-5722	VALVE - check	1
12	61-4660	TUBE - check valve to receiver tank	1
13	67-2495	TANK - receiver	1
14	66-7392	VALVE - relief	1
15	61-4784	TUBE - tank to tee	1
16	61-800	DEHYDRATOR (see 235H6)	1
17	61-4666	TUBE - dehydrator to evaporator	1
18	61-4668	TUBE - valve to receiver tank	1
19	66-8669	VALVE - check	1
20	61-4707	TUBE - valve to tube	1
21	61-4935	TUBE - discharge tube to defrost solenoid	1
22	66-6384	VALVE - hot gas & purge (see 116G10)	2
23	61-4667	TUBE - hot gas (valve to evaporator)	1
24	67-2424	TANK - accumulator	1
25	55-3682	*ELBOW	2
	55-5579	SCREW - tank	3
	55-1173	LOCKWASHER	3
	55-7072	FLATWASHER	3
26	61-4681	TUBE - evaporator to elbow	1
	66-3570	*FITTING - saddle	1
27	11-5513	*VALVE - elbow	1
	11-7777	*INSERT - valve	1



REFRIGERATION - CONDENSER



Revised
01/12/13



REF	PART NO.	DESCRIPTION	
	55-1983	CAP - valve	
28	61-4527	VALVE - pressure regulator	1
29	61-5706	TUBE - suction (valve to valve)	1
30	61-4788	TUBE - joint to solenoid	1
31	61-5676	TUBE - solenoid to check valve	1
32	61-5725	VALVE - check	1
33	61-5718	TUBE - check valve to accumulator tank	1

Website: www.transicold.net
 Email: sales@tktransicold.com

Website: www.transicold.net
 Email: sales@tktransicold.com

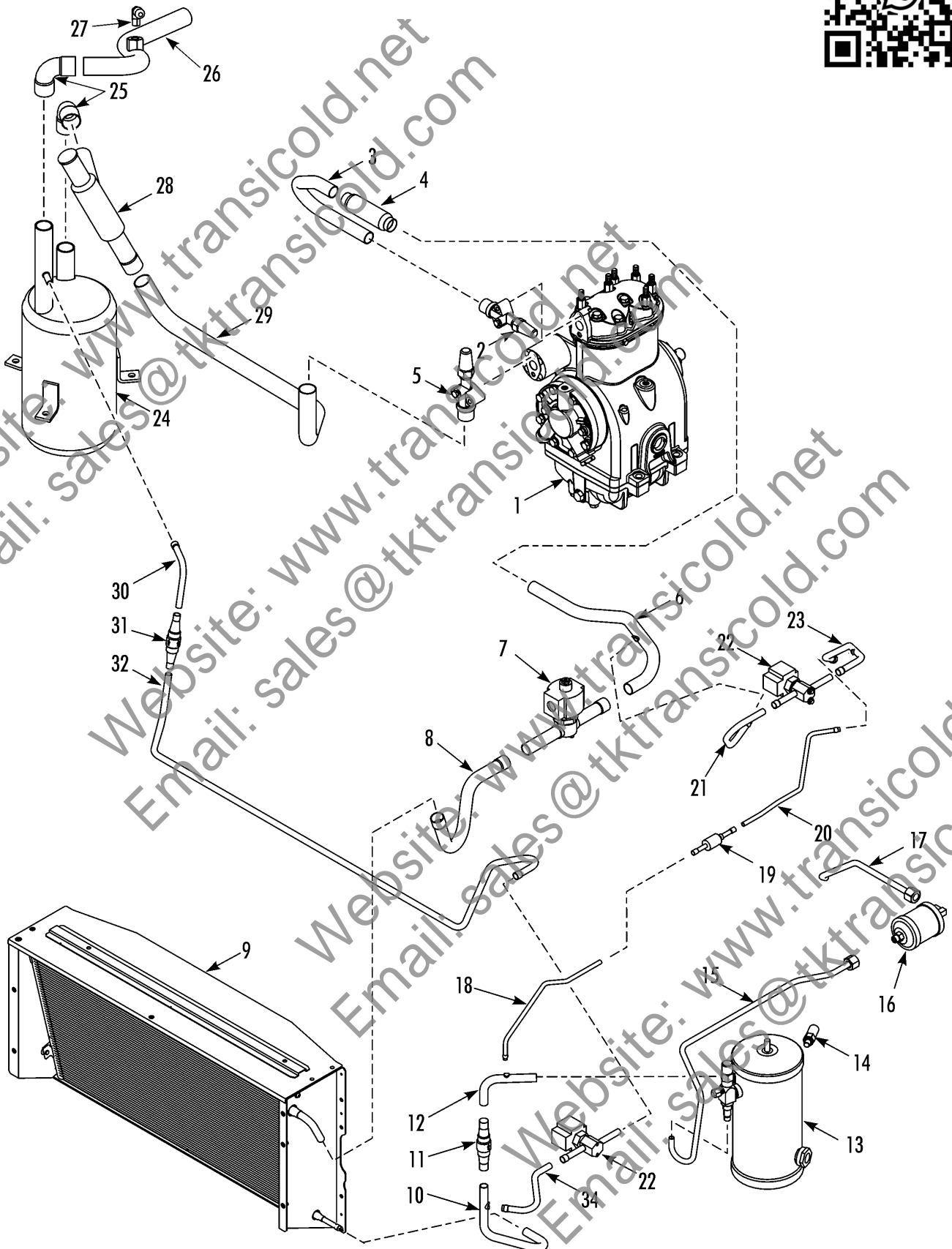
Website: www.transicold.net
 Email: sales@tktransicold.com

Website: www.transicold.net
 Email: sales@tktransicold.com

259H6



REFRIGERATION - CONDENSER (w/ micro channel coil)



REFRIGERATION - CONDENSER (w/ micro channel coil)

Revised
03/05/13

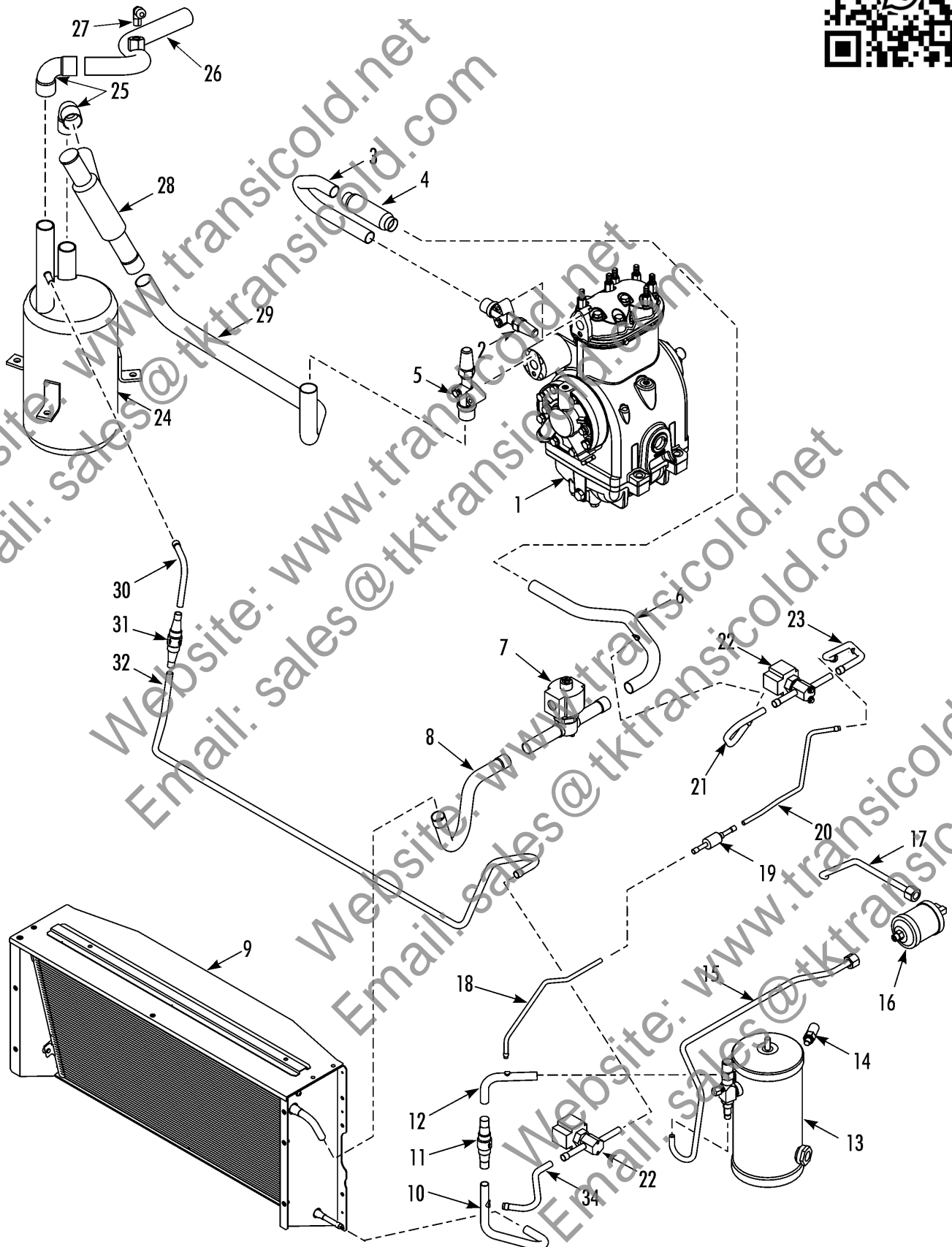


REF	PART NO.	DESCRIPTION	
1	102-1072	COMPRESSOR - X214 (see 185H5)	
2	66-129	VALVE - discharge	1
3	61-4798	TUBE - valve to strainer	1
4	61-4682	STRAINER - discharge	1
5	66-1916	VALVE - suction	1
6	61-6121	TUBE - strainer to condenser valve	1
7	61-4861	VALVE - condenser inlet	1
	92-9926	BRACKET - valve	1
8	61-6122	TUBE - valve to condenser	1
9	67-2755	COIL - condenser/radiator	1
10	61-6123	TUBE - condenser to check valve	1
11	66-5722	VALVE - check	1
12	61-5954	TUBE - check valve to receiver tank	1
13	67-2706	TANK - receiver (TSA)	1
	67-2707	TANK - receiver (EMEIA)	1
14	66-7392	VALVE - relief	1
15	61-5955	TUBE - tank to dehydrator	1
16	61-800	DEHYDRATOR (see 235H6)	1
17	61-6124	TUBE - dehydrator to evaporator	1
18	61-5959	TUBE - valve to receiver tank	1
19	66-8669	VALVE - check	1
20	61-4707	TUBE - valve to tube	1
21	61-6126	TUBE - discharge tube to hot gas solenoid	1
22	66-6384	VALVE - hot gas & purge (see 116G10)	2
23	61-6125	TUBE - hot gas (valve to evaporator)	1
24	67-2424	TANK - accumulator	1
	55-5579	SCREW - tank	3
	55-1173	LOCKWASHER	3
	55-7072	FLATWASHER	3
25	55-3682	ELBOW	2
26	61-4681	TUBE - evaporator to elbow	1
	66-3570	*FITTING - saddle	1
27	11-5513	*VALVE - elbow	1

259H6



REFRIGERATION - CONDENSER (w/ micro channel coil)



REFRIGERATION - CONDENSER (w/ micro channel coil)

Revised
03/05/13



REF	PART NO.	DESCRIPTION	
	11-7777	*INSERT - valve	
	55-1983	CAP - valve	1
28	61-4527	VALVE - pressure regulator	1
29	61-5706	TUBE - suction (valve to valve)	1
30	61-5718	TUBE - accumulator to check valve	1
31	61-5725	VALVE - check	1
32	61-5960	TUBE - check valve to solenoid	1

Website: www.transicold.net
 Email: sales@tktransicold.com

Website: www.transicold.net
 Email: sales@tktransicold.com

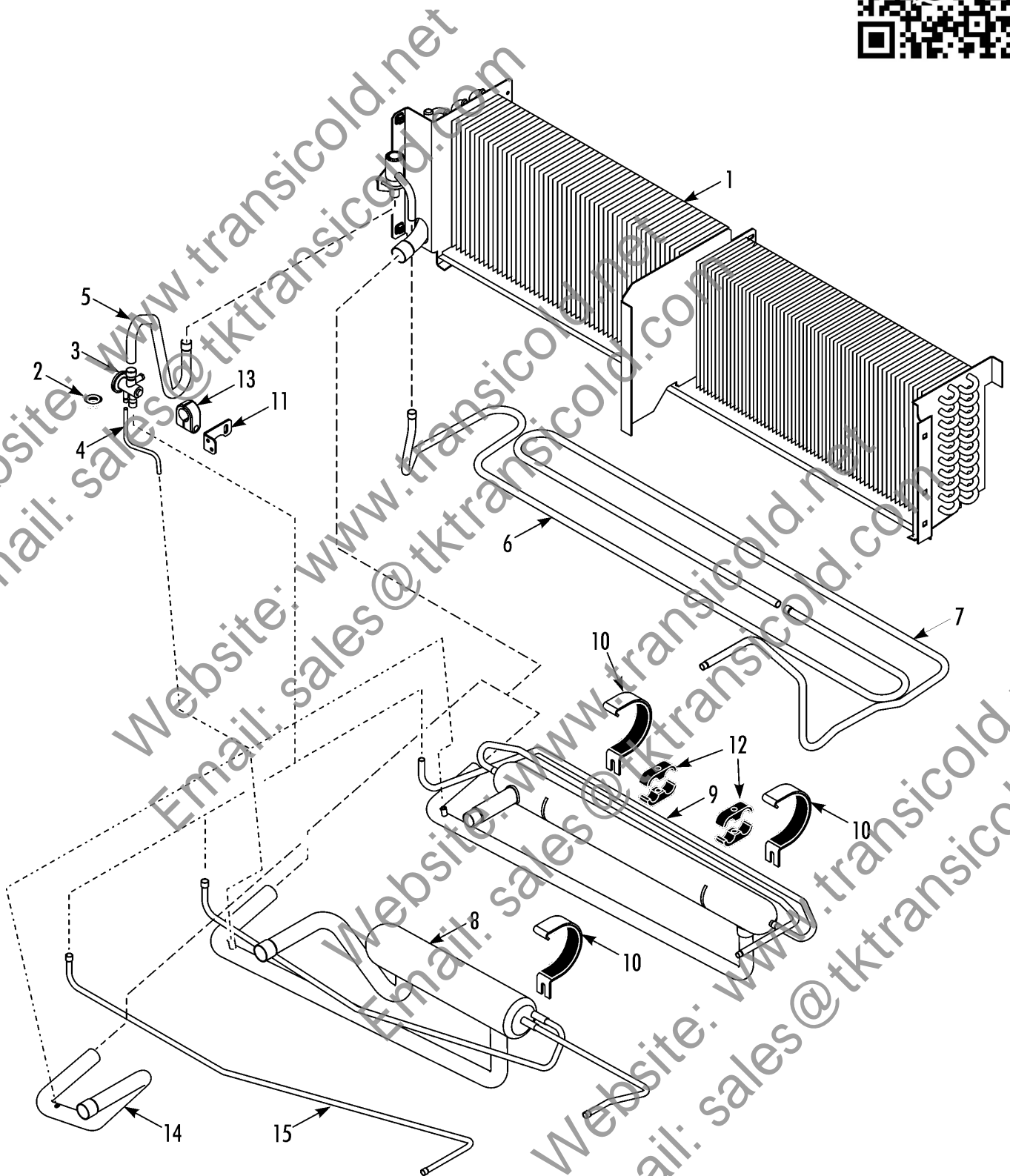
Website: www.transicold.net
 Email: sales@tktransicold.com

Website: www.transicold.net
 Email: sales@tktransicold.com

235H3



REFRIGERATION - EVAPORATOR (before 6/12)

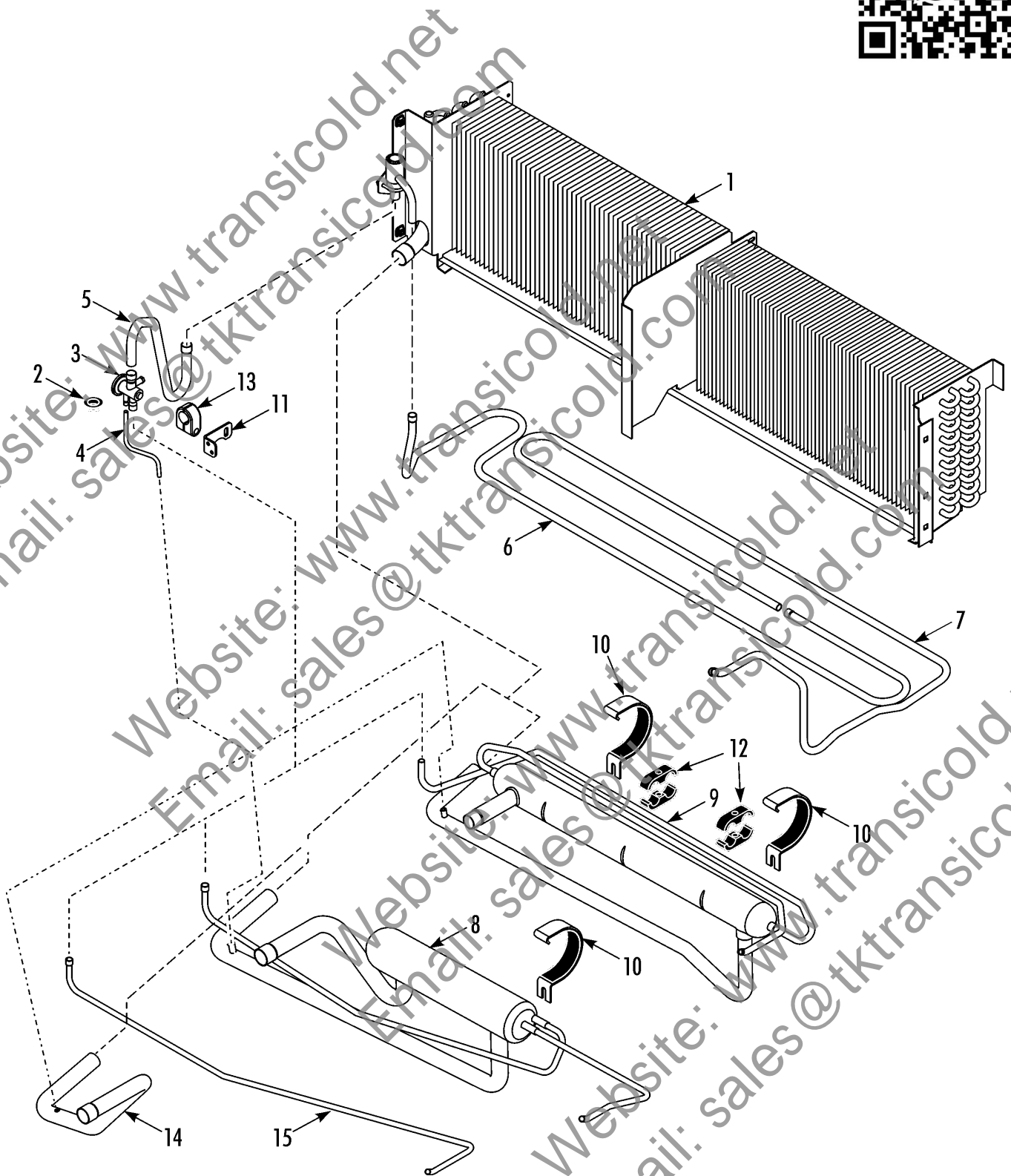


REFRIGERATION - EVAPORATOR (before 6/12)

Revised
07/17/12



REF	PART NO.	DESCRIPTION	
1	67-2422	COIL - evaporator	
2	33-612	*GROMMET - heater cable	1
	55-3009	*U-BOLT - distributor	1
	55-2001	*FLATWASHER	2
	55-4560	*NUT - u-bolt	2
	55-6997	*NUT - captive	10
	51-718	SCREW - coil	4
3	61-4715	VALVE - expansion (T-600/800)	1
	61-4713	VALVE - expansion (T-570R/600M/600R/800R/800M)	1
	61-4704	VALVE - expansion (T-1000/1000R/1000M)	1
	61-4885	VALVE - expansion (T-1200R)	1
	203-534	TAPE - insulating	A/R
4	61-4656	TUBE - equalizer	1
5	61-4712	TUBE - valve to coil	1
6	61-4654	TUBE - defrost (joint to evap)	1
7	61-4655	TUBE - defrost (bulkhead to joint)	1
8	67-2431	HEAT EXCHANGER (T-600/600M/600R/1000M)	1
9	67-2430	HEAT EXCHANGER (T-800/800R/800M/1000/1000R/1200R)	1
10	92-7649	STRAP - heat exchanger	2
	51-718	SCREW - strap	4
11	92-7542	BRACKET - expansion valve	1
12	91-445	CLAMP - tube	4
13	51-1179	CLAMP - expansion	1
	55-8316	SCREW - clamp	3
	55-7075	FLATWASHER	5
	55-7042	NUT	3
14	61-4657	TUBE - evaporator to accumulator (T-570R)	1
15	61-4658	TUBE - condenser to expansion valve (T-570R)	1



REFRIGERATION - EVAPORATOR (After 6/12)

Revised
02/20/13

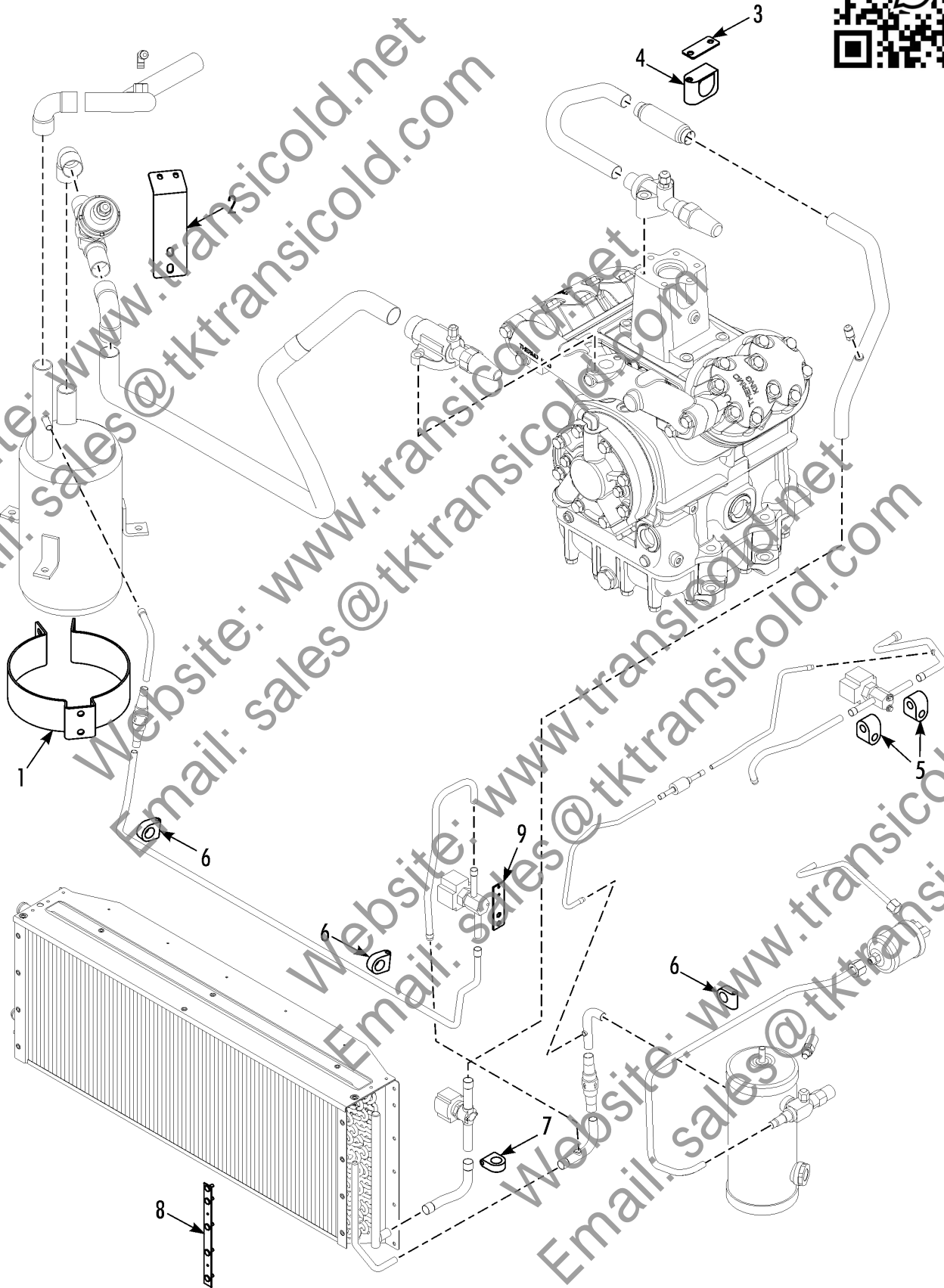


REF	PART NO.	DESCRIPTION	
1	67-2422	COIL - evaporator	
2	33-612	*GROMMET - heater cable	1
	92-9858	*STRAP - distributor	1
	55-9495	*RIVET - strap	2
	55-6997	*NUT - captive	8
	51-718	SCREW - coil	4
3	61-4591	VALVE - expansion (T-570R)	1
	61-4715	VALVE - expansion (T-600/800)	1
	61-4713	VALVE - expansion (T-600M/600R/800M/800R)	1
	61-4704	VALVE - expansion (T-1000/1000R/1000M)	1
	61-4885	VALVE - expansion (T-1200R)	1
	203-534	TAPE - insulating	A/R
4	61-4656	TUBE - equalizer	1
5	61-4712	TUBE - valve to coil	1
6	61-4654	TUBE - defrost (joint to evap)	1
7	61-6072	TUBE - defrost (bulkhead to joint)	1
8	67-2748	HEAT EXCHANGER (T-800/800M/800R/1000/1200R)	1
9	67-2756	HEAT EXCHANGER (T-600/600R/600M/1000R/1000M)	1
10	92-7649	STRAP - heat exchanger	2
	51-718	SCREW - strap	4
11	92-7542	BRACKET - expansion valve	1
12	91-445	CLAMP - tubes	4
13	51-1179	CLAMP - expansion	1
	55-8316	SCREW - clamp	3
	55-7075	FLATWASHER	5
	55-7042	NUT	3
14	61-4657	TUBE - evaporator to accumulator (T-570R)	1
15	61-6191	TUBE - condenser to expansion valve (T-570R)	1

240C4



REFRIGERATION TUBES, CLAMPS & MOUNTING (before 2/13)



REFRIGERATION TUBES, CLAMPS & MOUNTING (before 2/13)

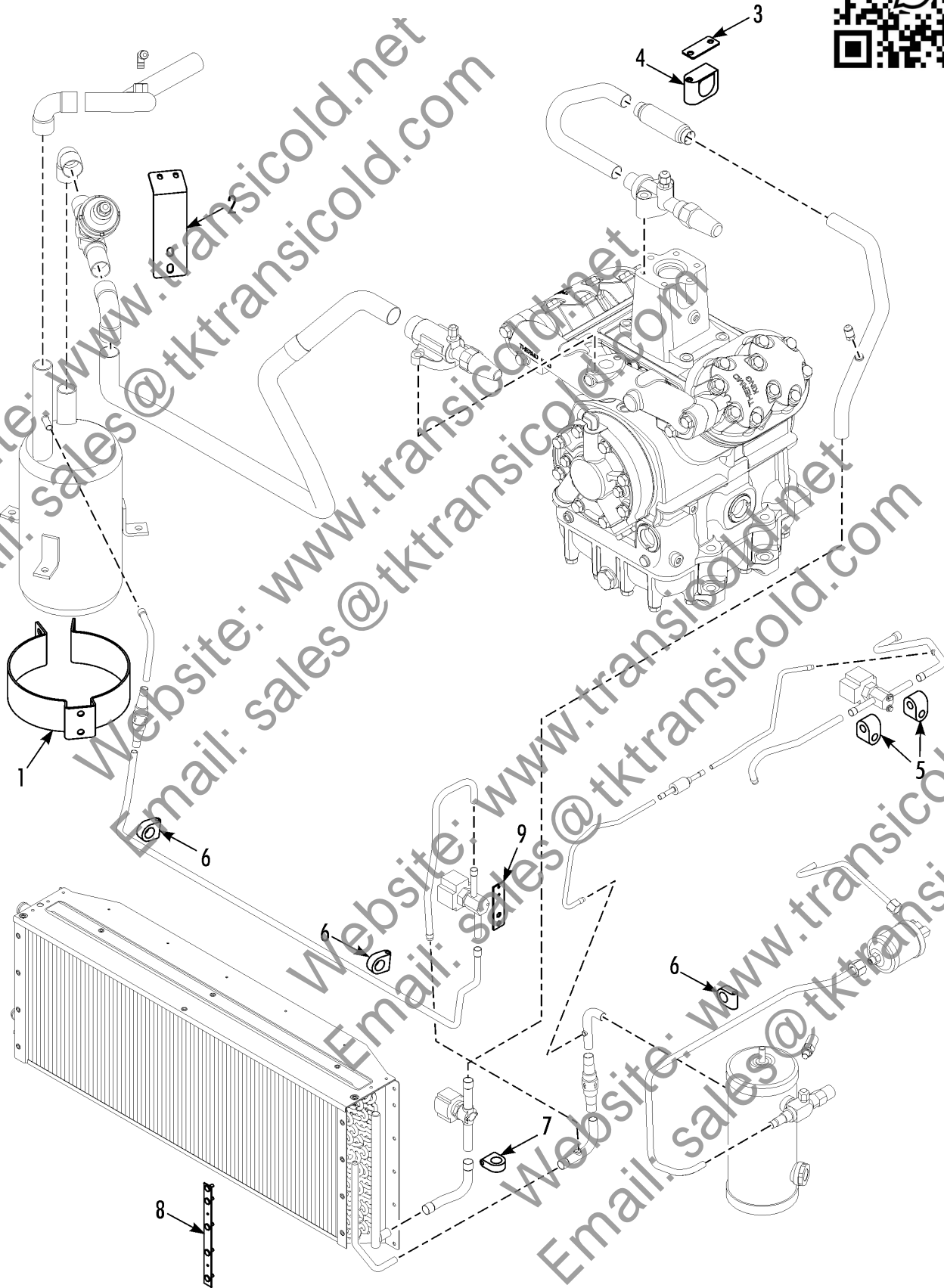


REF	PART NO.	DESCRIPTION		
1	92-7655	CLAMP - accumulator tank		
	51-1492	SCREW - bracket (M8 X 40)	2	
	55-7069	FLATWASHER	8	
	55-7727	LOCKWASHER	4	
	55-4621	NUT	4	
2	92-7656	BRACKET - ETV	1	
	55-5022	SCREW - clamp (M8 X 20)	2	
	55-4506	SCREW - ETV to bracket (M6 X 12)	2	
	55-4638	FLATWASHER	2	
	55-7478	LOCKWASHER	2	
3	92-7578	BRACKET - strainer	1	
	51-1960	SCREW - bracket (3/8 X 1-1/2)	1	
	55-6804	WASHER - sealing	1	
	55-896	FLATWASHER	1	
4	91-3886	CLAMP - tube (1.0 in dia)	1	
5	55-6544	CLAMP - tube (0.25 dia)	5	
	55-4605	SCREW - clamp (M6 X 40)	4	
	55-7018	SCREW - clamp (M6 X 55)	1	
	55-7802	SCREW - clamp (M6 X 60)	1	
	55-7478	LOCKWASHER	6	
	55-4638	FLATWASHER	6	
	55-9084	INSERT - threaded	6	
	55-5929	SPACER - tubular (1.2 in lg)	1	
	6	55-6388	CLAMP (0.38 dia)	3
		55-4605	SCREW - clamp (M6 X 40)	2
55-7478		LOCKWASHER	2	
55-4638		FLATWASHER	2	
55-9084		INSERT - threaded	2	
7	55-549	CLAMP (0.500 dia)	1	
	55-7546	SCREW - clamp (M6 X 50)	1	
	55-7478	LOCKWASHER	1	
	55-4638	FLATWASHER	1	
	55-9084	INSERT - threaded	1	

240C4



REFRIGERATION TUBES, CLAMPS & MOUNTING (before 2/13)



Revised
01/21/13

REFRIGERATION TUBES, CLAMPS & MOUNTING (before 2/13)



REF	PART NO.	DESCRIPTION	
8	92-9127	BOLTSTRIP - coil	
	55-7069	FLATWASHER	12
	55-7727	LOCKWASHER	4
	55-7006	NUT	5
9	92-7786	BRACKET - valve	1
	55-5955	SCREW - valve	4
	55-7478	LOCKWASHER	4
	55-9084	INSERT - threaded	14

Website: www.transicold.net
Email: sales@tktransicold.com

Website: www.transicold.net
Email: sales@tktransicold.com

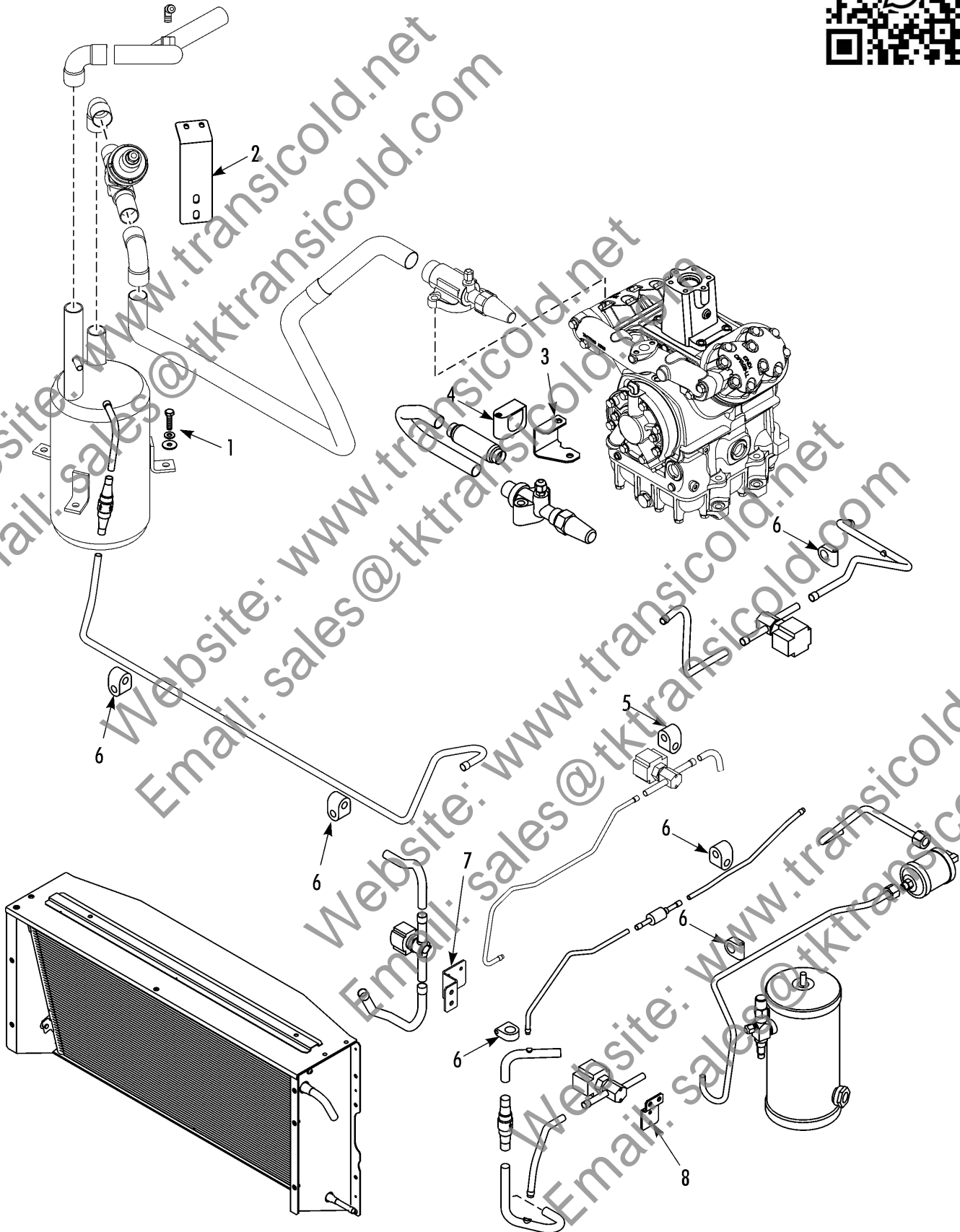
Website: www.transicold.net
Email: sales@tktransicold.com

Website: www.transicold.net
Email: sales@tktransicold.com

259H4



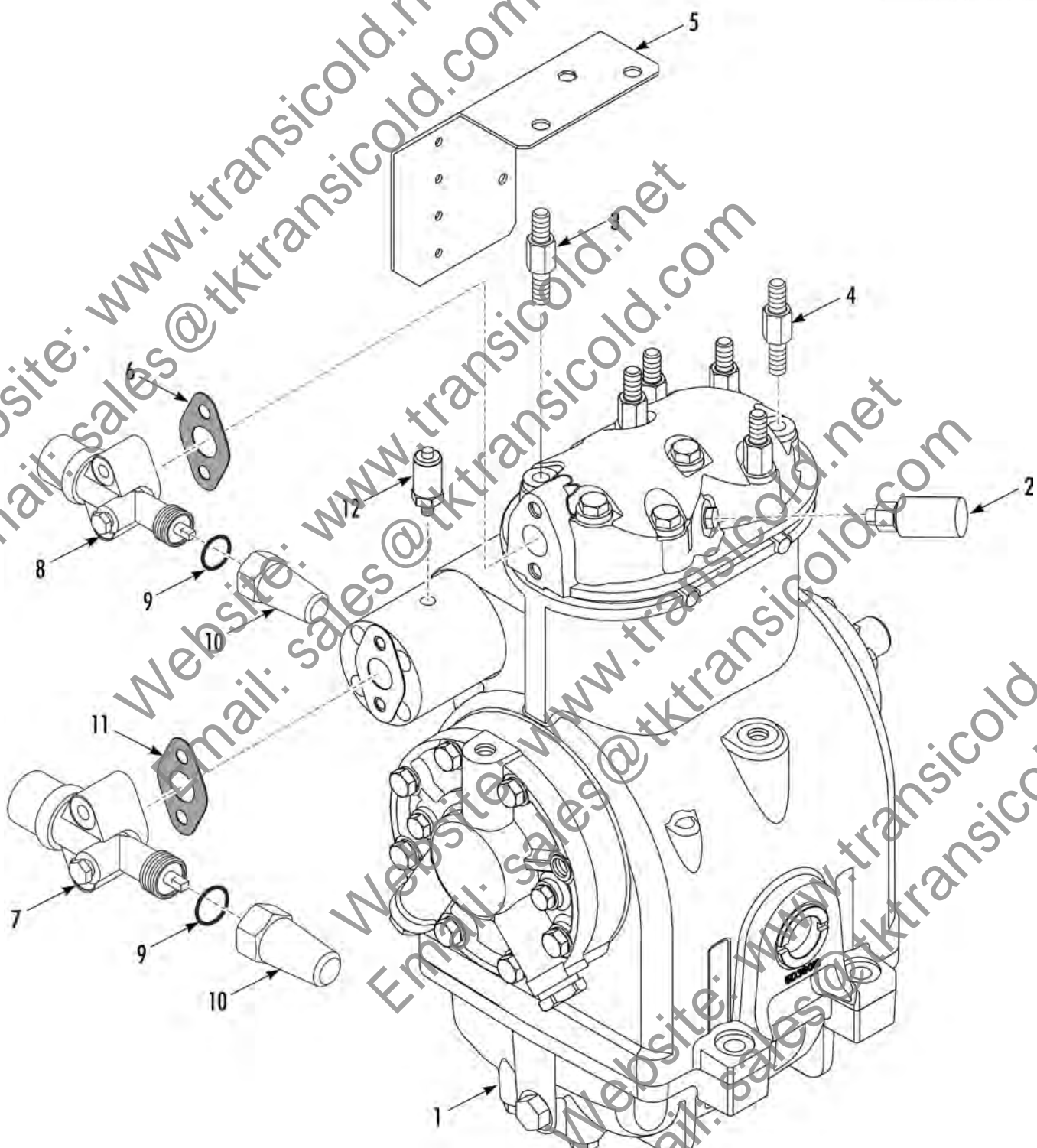
REFRIGERATION TUBES, CLAMPS & MOUNTING (Micro Channel cond coil)



REFRIGERATION TUBES, CLAMPS & MOUNTING (Micro Channel cond coil)



REF	PART NO.	DESCRIPTION	
1	55-7072	SCREW - accumulator tank (M10 X 25)	
	55-1173	LOCKWASHER	3
	55-7072	FLATWASHER	3
2	92-7656	BRACKET - ETV	1
	55-7825	NUT - bracket	2
	55-7085	FLATWASHER	2
	55-7342	LOCKWASHER	2
	55-4506	SCREW - ETV to bracket (M6 X 12)	2
3	61-6129	BRACKET - strainer	1
4	91-3886	CLAMP - tube (1.0 in. dia)	1
	51-2203	SCREW - clamp (M6 X 50)	1
	55-4638	FLATWASHER	1
5	55-6544	CLAMP - tube (0.25 dia)	2
6	55-6388	CLAMP - tube (0.38 dia)	3
	55-4605	SCREW - clamp (M6 X 40)	5
	55-7478	LOCKWASHER	5
	55-4638	FLATWASHER	5
	55-9084	INSERT - threaded	5
7	92-9926	BRACKET - valve	1
8	92-9922	BRACKET - valve	1
	55-1384	SCREW - valve	4
	55-5761	LOCKWASHER	4
	55-9084	INSERT - threaded	4



COMPRESSOR GROUP



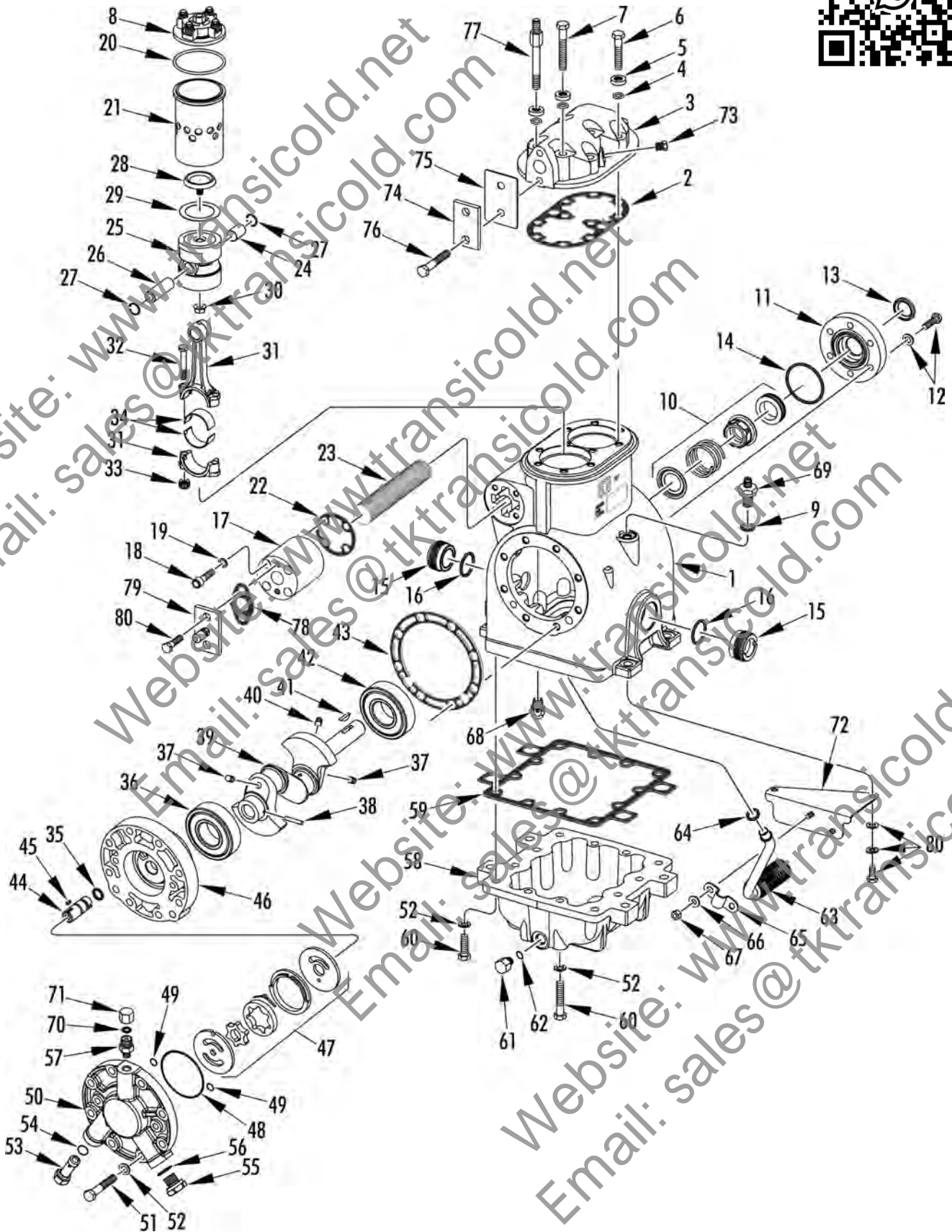
Revised
05/09/13

REF	PART NO.	DESCRIPTION	
1	102-1072	COMPRESSOR X214 (see 185H5)	
2	41-3847	SWITCH - hpcp	1
3	55-8765	STUD - cylinder head (4.1 inch long)	2
4	55-8764	STUD - cylinder head (3.5 inch long)	4
5	93-676	BRACKET - harness	1
	55-289	NUT	2
	55-375	LOCKWASHER	2
	55-402	FLATWASHER	2
6	33-2805	GASKET - valve (discharge)	1
7	66-129	VALVE - discharge	1
	55-8650	SCREW - discharge valve	2
	55-7411	WASHER - special	2
8	66-1916	VALVE - suction	1
	55-8650	SCREW - suction valve	2
	55-395	FLATWASHER	2
9	33-350	GASKET - valve cap	2
10	66-3015	CAP - valve (brass, incl gasket)	2
11	33-2542	GASKET - valve (suction)	1
12	41-5246	SWITCH - lpcp	1

185H5



COMPRESSOR X214 (DEEP SUMP)



COMPRESSOR X214 (DEEP SUMP)



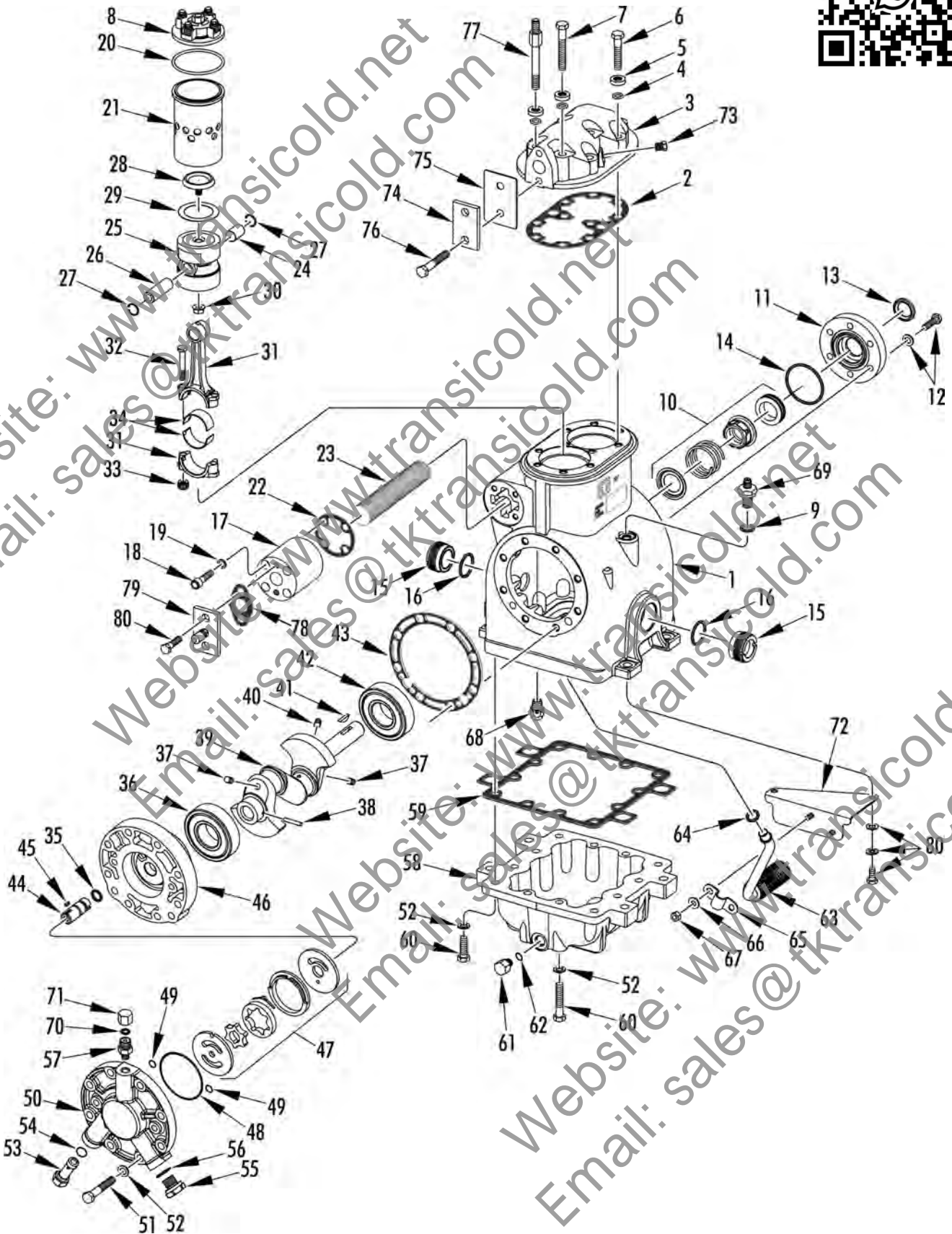
Revised
01/13/13

REF	PART NO.	DESCRIPTION	
	102-1072	COMPRESSOR X214	
1	23-131	*BODY - compressor	1
2	33-2552	*GASKET - compressor cylinder head	1
3	22-788	*HEAD - cylinder	1
4	33-2019	*O-RING	10
5	55-6804	*WASHER - sealing	10
6	55-6805	*SCREW - cylinder head (2 lg)	6
7	55-6806	*SCREW - cylinder head (2-5/8 lg)	2
8	22-990	*PLATE - valve	2
9	33-1223	*O-RING - oil fill	1
10	22-899	*SEAL - crankshaft	1
11	22-743	*PLATE	1
12	55-172	*SCREW	6
	55-895	*FLATWASHER	6
13	33-2044	*SEAL - oil	1
14	33-2043	*O-RING - seal plate	1
15	22-350	*SIGHT GLASS	2
16	33-822	*O-RING	2
17	66-8927	*ADAPTER - suction (SR-2 units, before 8/11)	1
	22-1355	*ADAPTER - suction (SR-3 units, 8/11 & after)	1
18	55-190	*SCREW - adapter	4
19	55-3252	*WASHER	4
20	33-408	*O-RING - valve plate	2
21	22-608	*SLEEVE - cylinder	2
22	33-211	*GASKET - adapter	1
23	22-159	*SCREEN - suction port	1
24	11-475	*BUSHING - piston pin	2
25	22-849	*PISTON	2
26	NSS	**PIN - piston	2
27	55-2122	**RING - retaining	4
28	NSS	**HEAD - piston	2
29	NSS	**REED - piston	2
30	51-115	**NUT	2

185H5



COMPRESSOR X214 (DEEP SUMP)



COMPRESSOR X214 (DEEP SUMP)



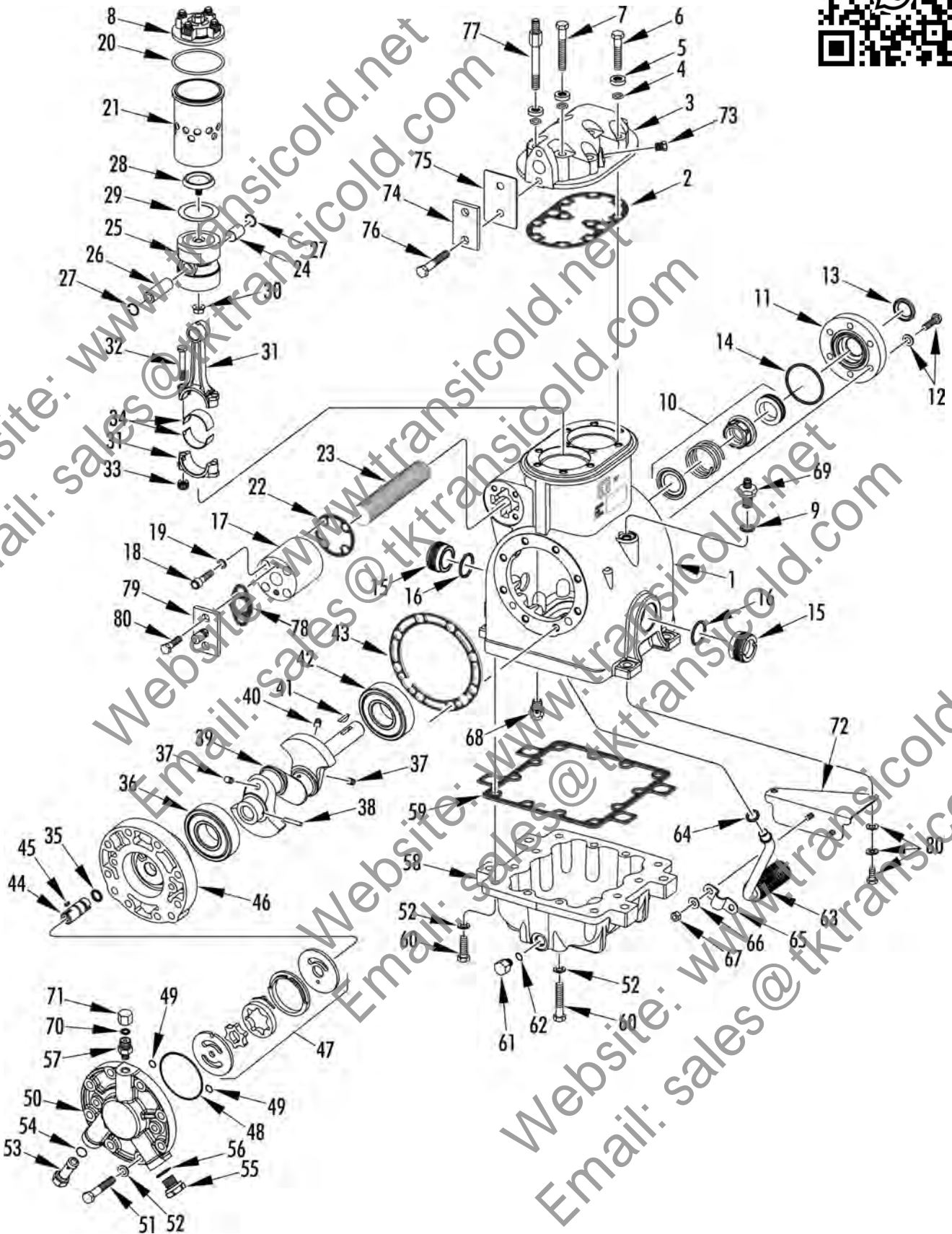
Revised
01/13/13

REF	PART NO.	DESCRIPTION	
	55-895	**FLATWASHER	
31	22-639	*ROD - connecting	2
32	55-5062	*BOLT - connecting rod	4
33	51-666	*NUT - connecting rod	4
34	22-1246	*BEARING SET - connecting rod (standard)	2
	22-1264	*BEARING SET (0.005 us)	2
	22-1265	*BEARING SET (0.010 us)	2
	22-1266	*BEARING SET (0.020 us)	2
	22-1267	*BEARING SET (0.030 us)	2
35	33-1223	*O-RING - pumpshaft	1
36	22-220	*BEARING - crankshaft (pump end)	1
37	55-4720	*PLUG	2
38	55-7425	*PIN - dowel	1
39	22-804	*CRANKSHAFT	1
40	22-123	*PLUG - oil metering	1
41	55-455	*KEY	1
42	77-2311	*BEARING - crankshaft (pulley end)	1
43	33-110	*GASKET - bearing plate	1
44	22-1149	*SHAFT - oil pump	1
45	55-9760	*KEY - shaft	1
46	22-1254	*PLATE - pump bearing	1
47	22-1160	*PUMP - oil	1
48	33-1175	*O-RING - oil pump cover	1
49	33-239	*O-RING	2
50	22-1278	*COVER - pump	1
51	55-681	*SCREW - plate (1-1/8 lg)	4
	51-149	*SCREW - plate (2-1/4 lg)	8
52	55-896	*FLATWASHER	20
53	22-784	*REGULATOR - oil pressure	1
54	33-672	*O-RING	1
55	55-6752	*PLUG	1
56	33-1461	*O-RING - hose	1
57	66-8928	*ADAPTER - o-ring seal	1

185H5



COMPRESSOR X214 (DEEP SUMP)

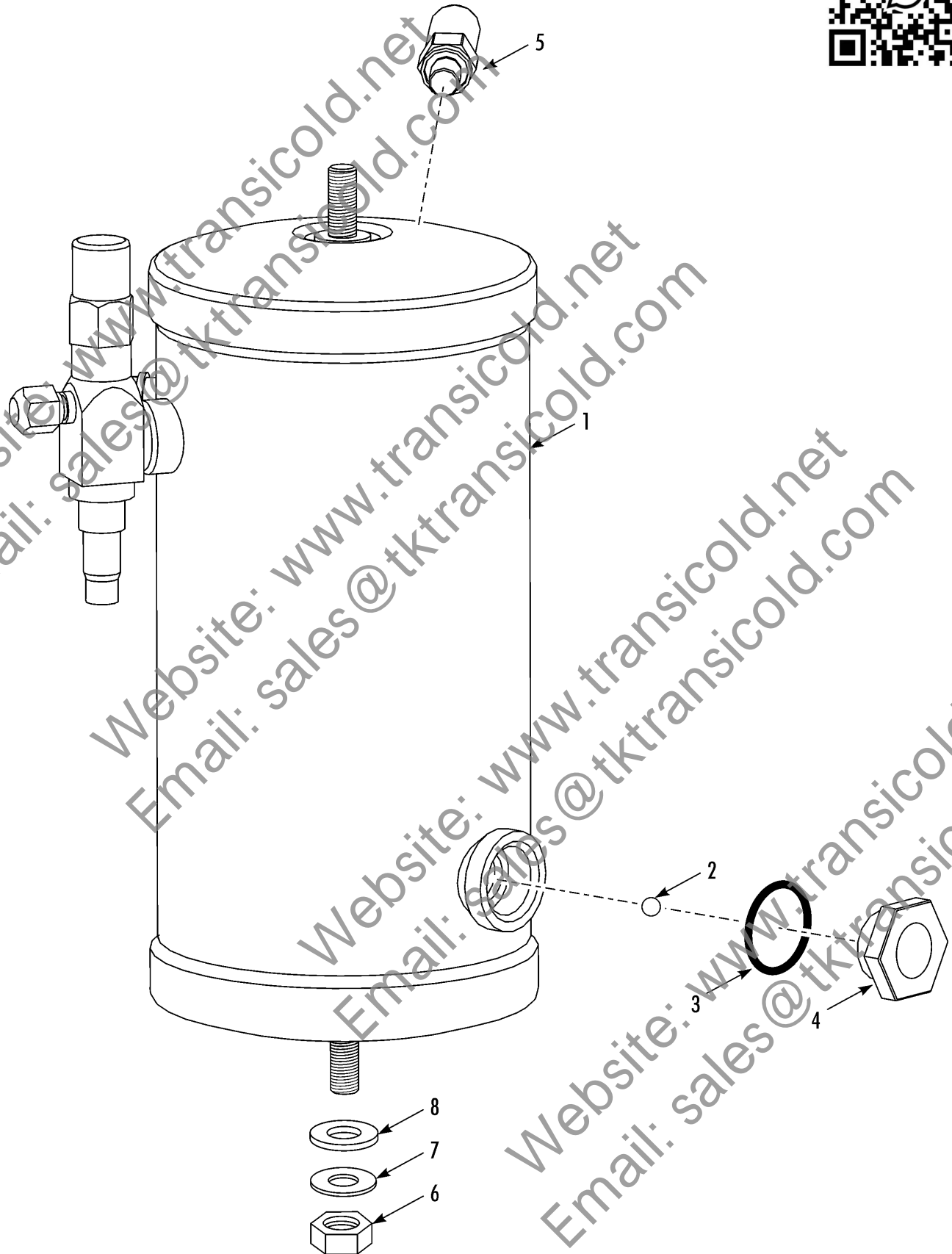


COMPRESSOR X214 (DEEP SUMP)



Revised
01/13/13

REF	PART NO.	DESCRIPTION	
58	22-1188	*SUMP - oil	
59	33-3839	*GASKET - oil sump	1
60	55-9106	*SCREW (1-1/8 lg)	8
	55-926	*SCREW - oil sump (3-1/2 lg)	4
61	55-8398	*PLUG - oil drain	1
62	33-2747	*O-RING - plug	1
63	22-1189	*SCREEN - oil sump	1
64	33-2205	*O-RING - oil pickup	1
65	99-4848	*CLAMP - screen	1
66	55-366	*LOCKWASHER	2
67	55-291	*NUT	2
68	22-653	*VALVE - check	1
69	66-8929	*VALVE - oil fill	1
70	33-1461	*O-RING (5/16)	1
71	66-9387	*CAP - adapter	1
72	92-2988	*BRACKET - oil pickup	1
73	55-3364	*PLUG - pipe	1
74	91-5630	*COVER - cylinder head port	1
75	33-3103	*GASKET - cover	1
76	55-329	*SCREW - plate	2
77	55-8765	*STUD - cylinder head (4.1 inch long)	2
	55-8764	*STUD - cylinder head (3.5 inch long)	4
78	33-2542	*GASKET - suction cover plate	1
79	91-5629	*PLATE - suction cover	1
	11-2886	*VALVE - port	1
80	55-141	*SCREW - bracket	2
	55-895	*FLATWASHER	2
	55-790	*LOCKWASHER	2
	30-247	*KIT - gasket (see note)	1
	203-513	OIL - compressor (R134a, R404A, one liter)	A/R
	203-518	KIT - acid test (polyol ester kit)	1



RECEIVER TANK GROUP



Revised
02/03/13

REF	PART NO.	DESCRIPTION	
1	67-2405	TANK - receiver (100mm dia)	
	67-2706	TANK - receiver (127mm dia, use w/ mc (micro channel coil, TSA)	1
	67-2707	TANK - receiver (127mm dia, use w/ mc coil, EMEIA)	1
	67-2708	TANK - receiver (152mm dia, use w/ mc coil, TSA SPECTRUM)	1
	67-2709	TANK - receiver (152mm dia, use w/ mc coil, EMEIA SPECTRUM)	1
2	66-9257	BALL - sight glass	1
3	33-2419	*O-RING	1
4	67-2668	*INDICATOR - liquid	1
5	66-7392	*VALVE - relief	1
6	55-7348	NUT - receiver tank	2
7	55-7347	LOCKWASHER	2
8	55-8536	FLATWASHER	2

Website: www.transicold.net
 Email: sales@tktransicold.com



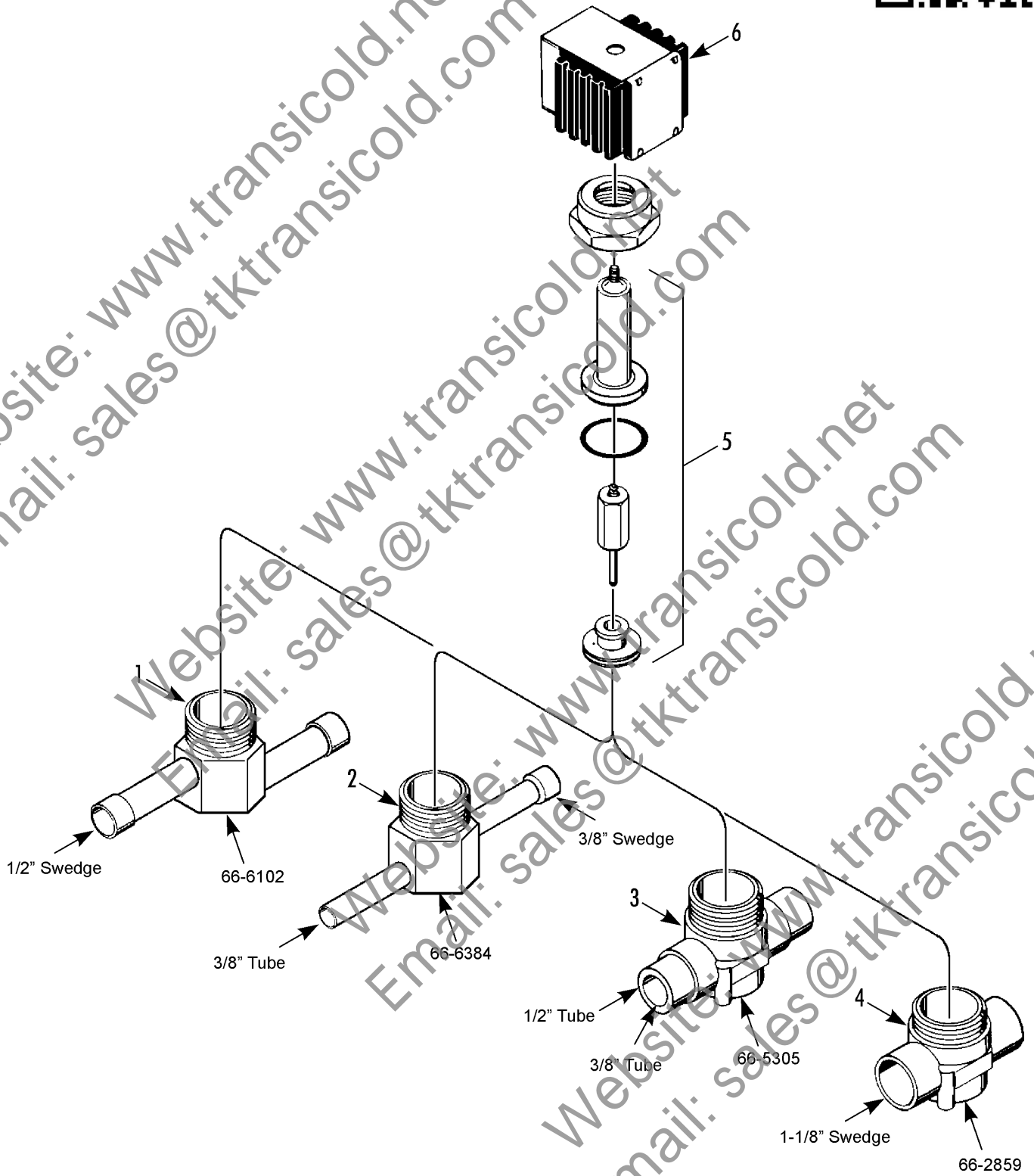
DEHYDRATOR GROUP



Revised
12/12/12

REF	PART NO.	DESCRIPTION	
1	61-800	DEHYDRATOR (inc o-rings)	
2	33-1015	*O-RING	2
3	55-8268	SHOULDER	2
4	55-8267	NUT - shoulder	2
5	33-4984	PAD - dehydrator	1
6	92-7545	CLAMP - dehydrator	1
	55-7035	SCREW clamp	2
	55-7075	FLATWASHER	2
	55-7170	LOCKWASHER	2
	55-9084	INSERT - threaded	2

Website: www.transicold.net
 Email: sales@tktransicold.com



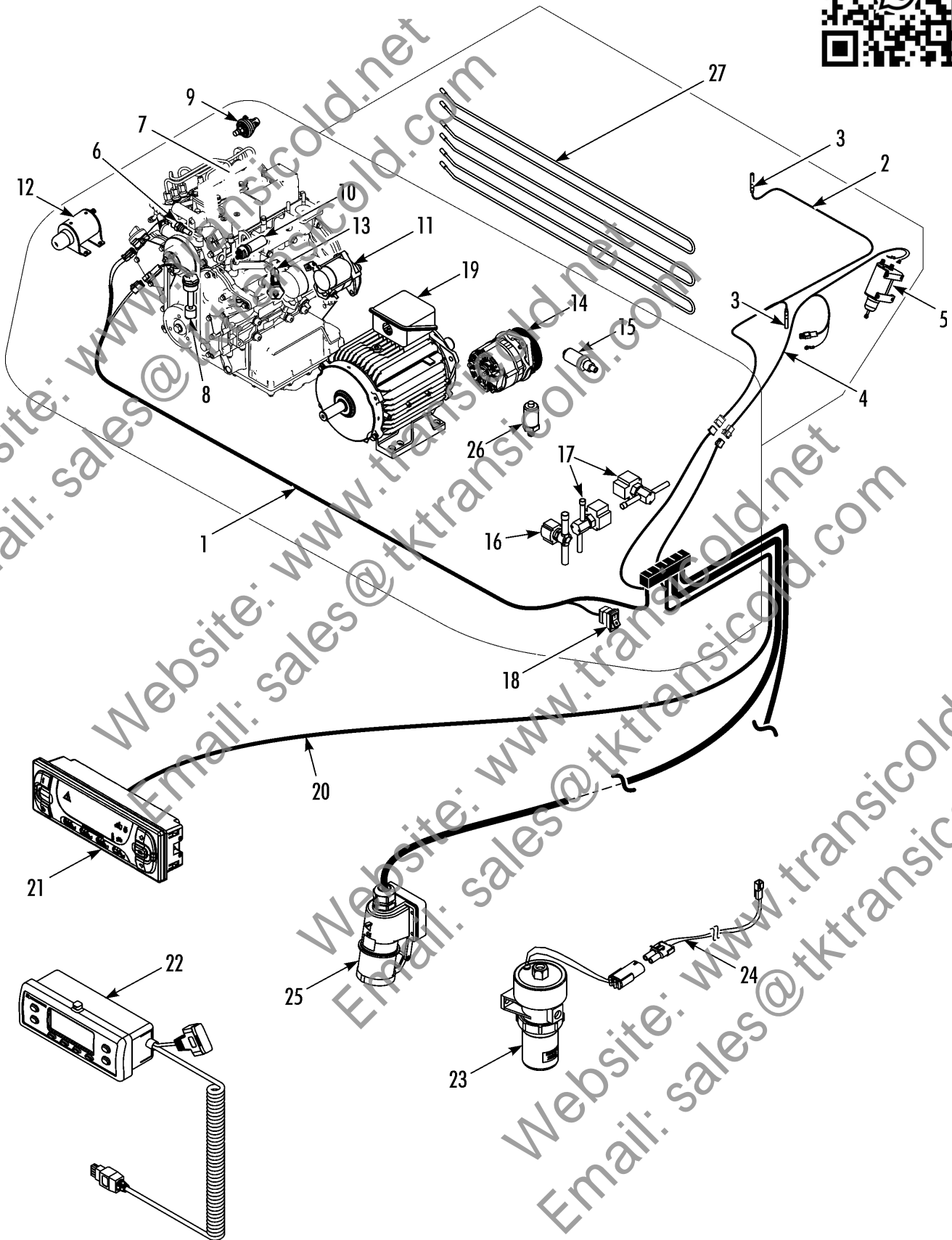
SOLENOID VALVE - NORMALLY CLOSED

Revised
04/04/13



REF	PART NO.	DESCRIPTION	
1	66-6102	VALVE - solenoid	1
2	66-6384	VALVE - solenoid	1
3	66-5305	VALVE - solenoid	1
4	66-2859	VALVE - solenoid	1
5	60-181	*KIT - repair	1
6	41-3681	COIL	1
	55-3029	SCREW valve	2
	55-2201	FLATWASHER	2
	55-2202	LOCKWASHER	2

Website: www.transicold.net
 Email: sales@tktransicold.com

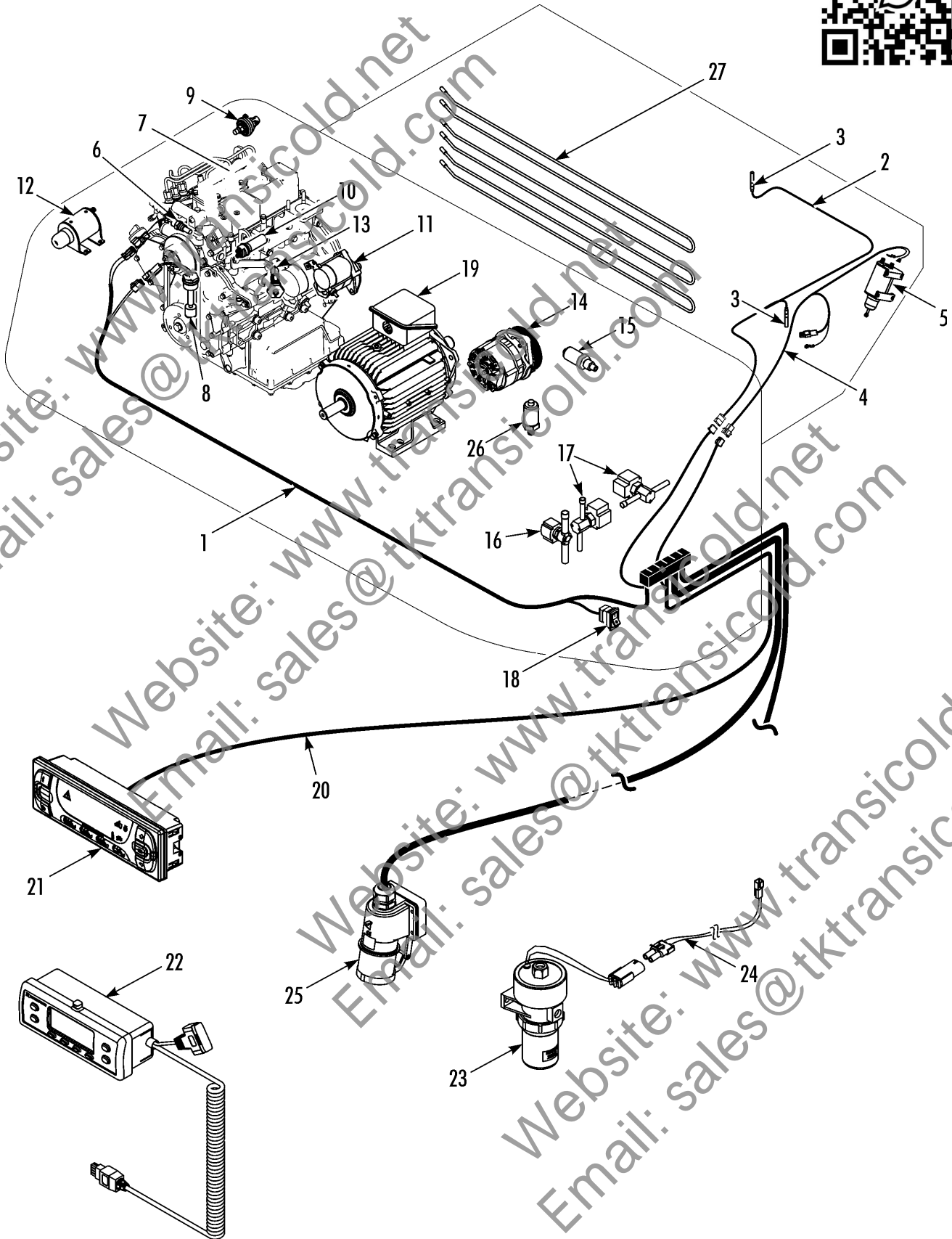


ELECTRICAL COMPONENTS (Recip units)

Revised
06/19/13



REF	PART NO.	DESCRIPTION	
1	41-9349	HARNESS - main (see 242G4, before 4/12)	
	42-653	HARNESS - main (see 242G4, 4/12 & after)	1
2	41-9351	HARNESS - sensor (evaporator, see 242G4)	1
3	41-5436	*SENSOR	2
4	41-9352	HARNESS - evaporator (see 242G4, before 4/12)	1
	42-654	HARNESS - evaporator (see 242G4, 4/12 & after)	1
5	44-2823	SOLENOID - damper (see 242G5)	1
6	41-6538	SENSOR - temperature (engine coolant)	1
7	41-6582	GLOW PLUG (see 208F7)	3
8	41-4470	SWITCH - oil level	1
	33-4160	*O-RING - switch	1
9	41-7064	SENSOR - oil pressure	1
10	44-9298	SENSOR - rpm	1
11	45-1718	STARTER	1
	45-2326	STARTER (standard life plus)	1
12	41-9081	SOLENOID - throttle (see 235A4)	1
13	42-427	SWITCH - coolant level	1
14	45-2255	ALTERNATOR (37 amp)	1
	45-2498	ALTERNATOR (37 amp)	1
15	41-3847	SWITCH - hpce	1
16	61-4861	VALVE - condenser inlet	1
	44-5174	*COIL - valve	1
17	66-6384	VALVE - hot gas (see 116G10)	2
18	41-8737	SWITCH - on/off (rocker)	1
19	104-734	MOTOR (T-570R/800M, 7.2 hp, see 240H9)	1
	104-801	MOTOR (T-580/680/880, 7.2 hp, see 261H7)	1
	104-791	MOTOR (T-1000M, 12 hp, see 241G7)	1
20	41-8742	HARNESS - controller (see 247E6)	1
21	45-2376	HMI - controller (see 247E6)	1
	92-5199	BRACKET - controller	1
22	204-1916	TOOL - controller diagnostic	1
23	41-7059	PUMP - fuel (12V)	1
24	41-3664	HARNESS - fuel pump (190.0 in)	1



ELECTRICAL COMPONENTS (Recip units)

Revised
06/19/13



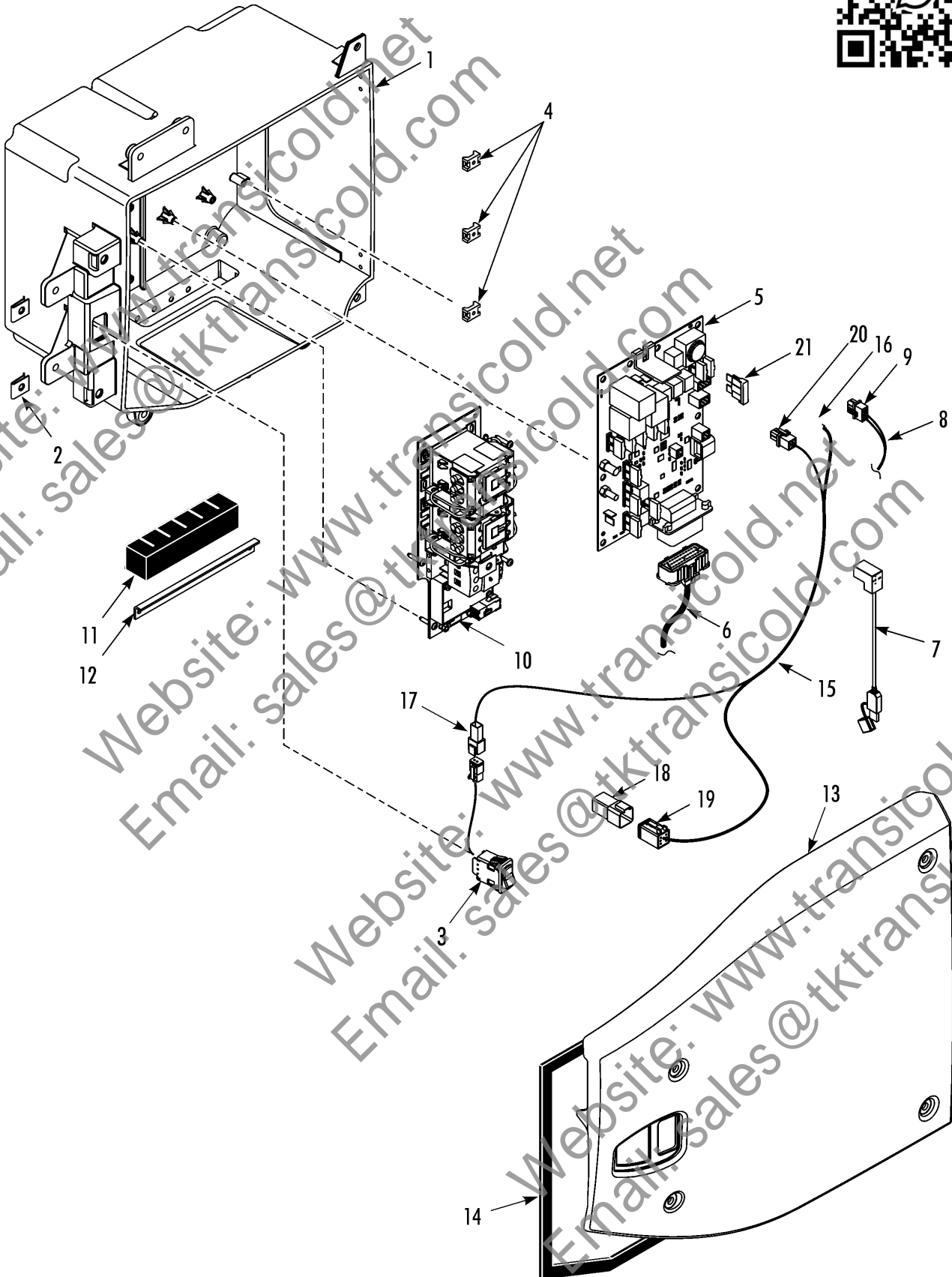
REF	PART NO.	DESCRIPTION	
	42-643	HARNESS - fuel pump (266.0 in)	
25	41-8762	RECEPTACLE - power (400/3/50, EMEIA, see 240C5)	1
	41-8275	RECEPTACLE - power (230/3/60, TSA, see 236D3)	1
26	41-5246	SWITCH - lpc0	1
27	45-1374	HEATER	3

Website: www.transicold.net
Email: sales@tktransicold.com

Website: www.transicold.net
Email: sales@tktransicold.com

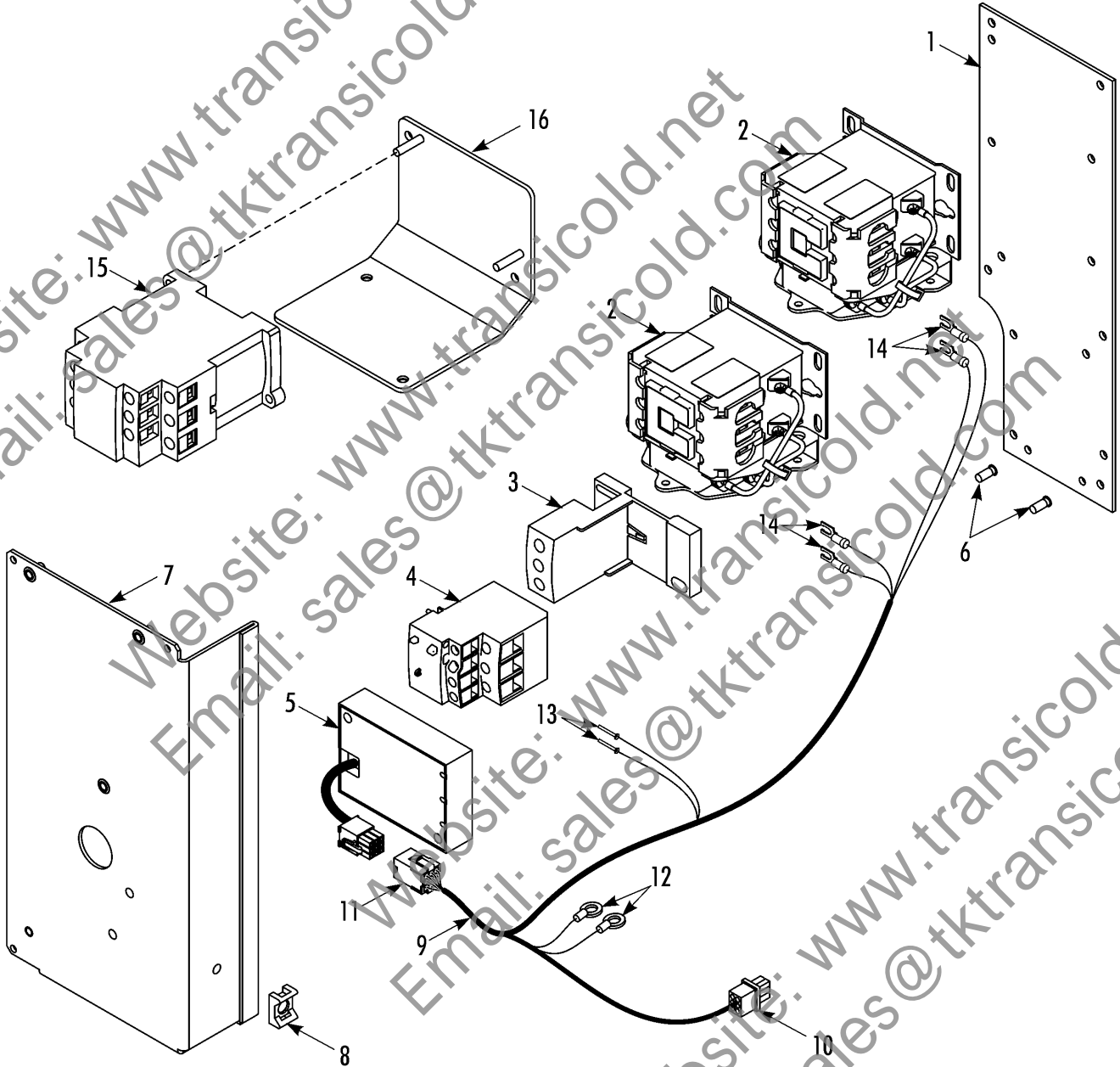
Website: www.transicold.net
Email: sales@tktransicold.com

Website: www.transicold.net
Email: sales@tktransicold.com





REF	PART NO.	DESCRIPTION	
1	98-8222	BOX - control	
2	55-4318	NUT - u	4
3	41-8737	SWITCH - on/off (rocker)	1
4	99-3281	MOUNT - cable tie	5
	51-1851	SCREW - mount	5
	55-2331	BANDWRAP (4.0 dia)	A/R
	55-2330	BANDWRAP (1.75 dia)	A/R
5	41-7600	CONTROLLER	1
	51-2131	SCREW - controller	9
6	41-9349	HARNESS - main (see 242G4, before 4/12)	1
	42-653	HARNESS - main (see 242G4, 4/12 & after)	1
7	204-1926	CABLE - USB EMC	1
8	41-8742	HARNESS - HMI (see 247E6)	1
9	41-8870	*PLUG - 8-pin (J14 & HMI)	2
	41-5719	*SOCKET - gold (20 ga)	16
	41-6256	*SEAL - wire	16
	33-3908	*GASKET - plug	2
10	NSS	TRAY - high voltage (see 235F2)	1
	51-1851	SCREW - tray	6
11	33-4503	FOAM - wire harness	1
12	92-7579	BRACKET - harness retaining	1
	51-1851	SCREW - bracket	2
13	98-8024	DOOR - control box (see 235A9)	1
14	33-4504	GASKET - door	1
15	41-9594	HARNESS - communications	1
16	44-5219	*CONNECTOR - 2-pin (J30, J32)	1
17	41-8818	*RECEPTACLE - 2-pin (on/off switch)	1
18	41-8831	*RECEPTACLE - 6-pin	1
19	41-8829	*PLUG - 6-pin	1
20	41-5710	*PLUG - 4-pin (J16)	1
21	41-226	FUSE - 40 amp	1



HIGH VOLTAGE TRAY



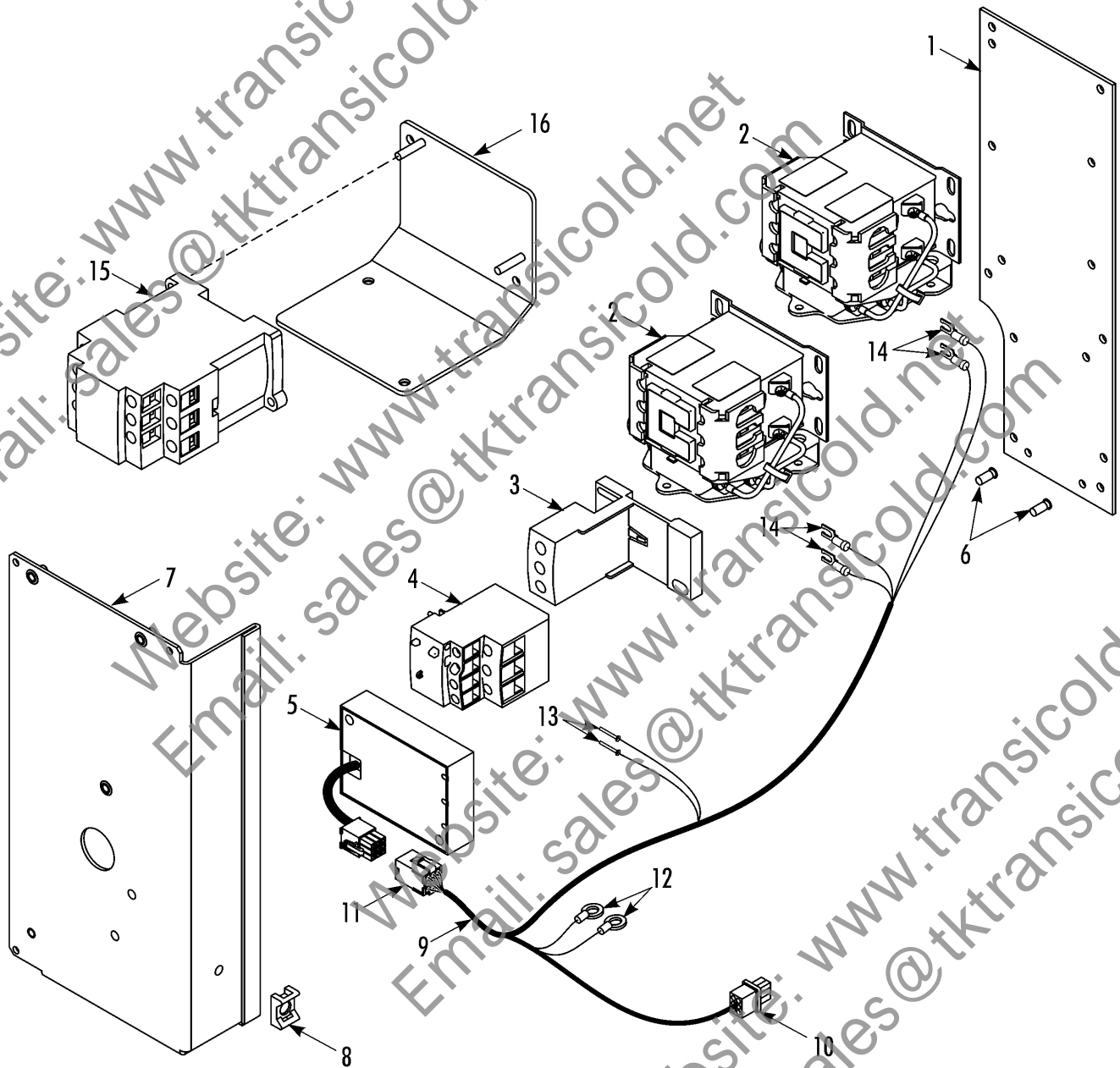
Revised
06/01/13

REF	PART NO.	DESCRIPTION	
1	92-7580	TRAY - high voltage	
2	41-7934	CONTACTOR & TIMER	2
3	41-6096	ADAPTER - overload relay	1
4	41-6409	RELAY - overload (230/3/50-60, T-600/600R/600M/800/800R/800M)	1
	41-6410	RELAY - overload (400-460/3/50-60, T-600/600M/600R/800/800R)	1
	41-6094	RELAY - overload (230/3/50-60, T-1000/T1200R)	1
	41-6315	RELAY - overload (460/3/50-60, T-1000/1000 M/T1200R)	1
5	42-792	SELECTOR - phase (before 12/12)	1
	42-792	SELECTOR - phase (12/12 & after)	1
	55-7862	SCREW - components (10mm)	5
	55-7664	SCREW - components (16mm)	1
	55-7700	SCREW - components (30mm)	2
	55-9810	NUT - components	8
	55-7697	FLATWASHER	7
	55-7369	LOCKWASHER	8
6	51-1879	STUD - ground	2
	51-717	NUT	2
	92-7630	BRACKET - shield	1
	51-2131	SCREW - bracket	6
8	99-6093	MOUNT - cable tie	3
	51-1602	RIVET - mount	3
9	41-8738	HARNES - 50 units	1
10	41-5745	*PLUG - 6-pin (phase selector)	1
	33-4015	*GASKET - plug	1
	41-5719	*SOCKET - gold (18 ga)	5
	41-6256	*SEAL - wire	5
11	41-7510	*RECEPTACLE - 9-pin	1
	41-8739	*PIN - gold (18 ga)	6
12	44-7245	*TERMINAL - ring (red)	1
	41-8868	*TERMINAL - ring (blue)	1
13	44-9888	*TERMINAL - pin	2
14	41-280	*TERMINAL - fork (red)	2
	41-8869	*TERMINAL - fork (blue)	2

235F2



HIGH VOLTAGE TRAY



HIGH VOLTAGE TRAY



Revised
06/01/13



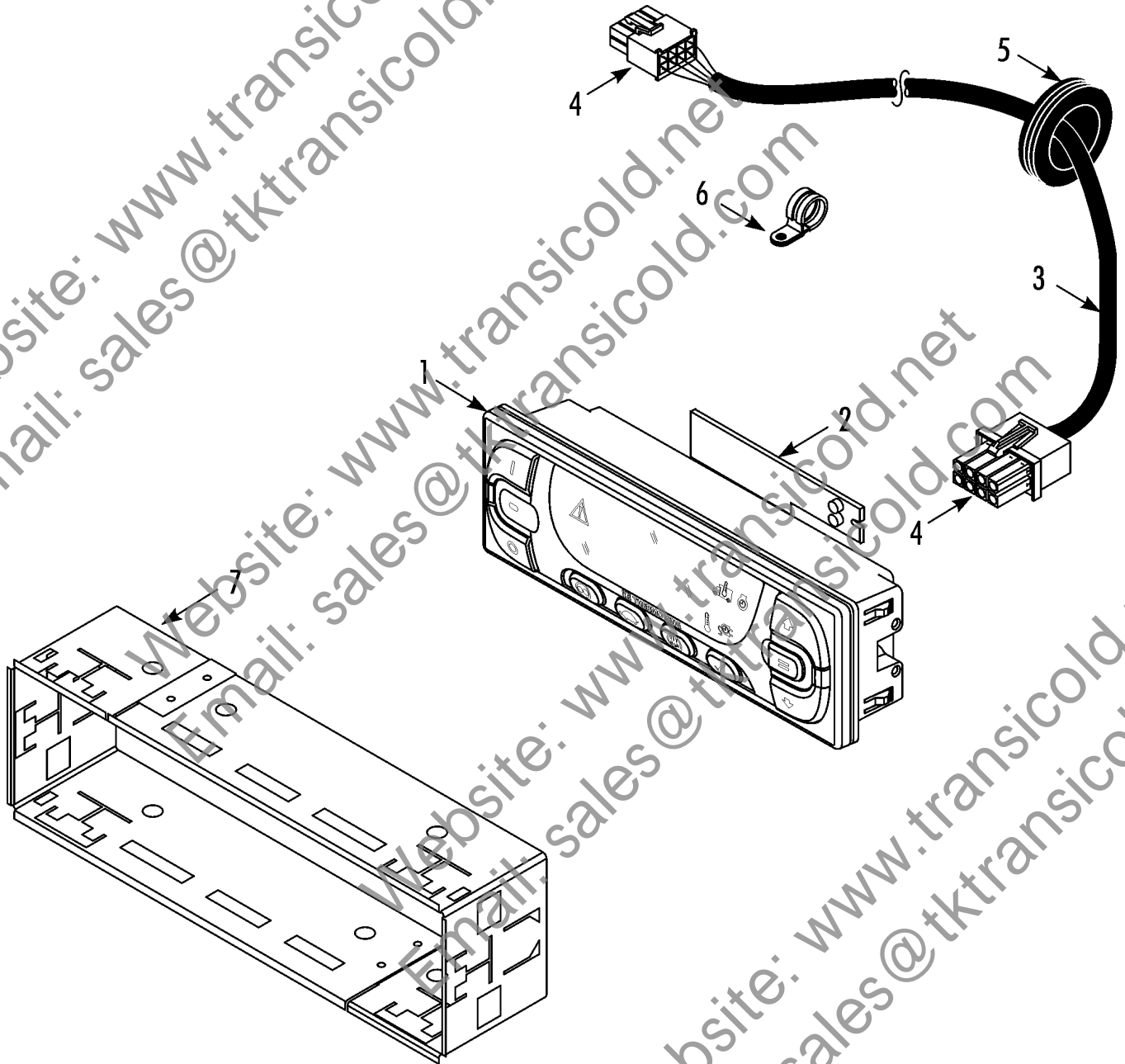
REF	PART NO.	DESCRIPTION	
15	41-5629	CONTACTOR - heater (optional)	
	55-9763	NUT - contactor	2
16	92-7555	BRACKET - heater relay	1
	55-7862	SCREW - bracket	2
	55-7369	LOCKWASHER	2
	55-7697	FLATWASHER	2

Website: www.transicold.net
Email: sales@tktransicold.com

Website: www.transicold.net
Email: sales@tktransicold.com

Website: www.transicold.net
Email: sales@tktransicold.com

Website: www.transicold.net
Email: sales@tktransicold.com



HMI CONTROLLER & HARNESS



Revised
06/30/12

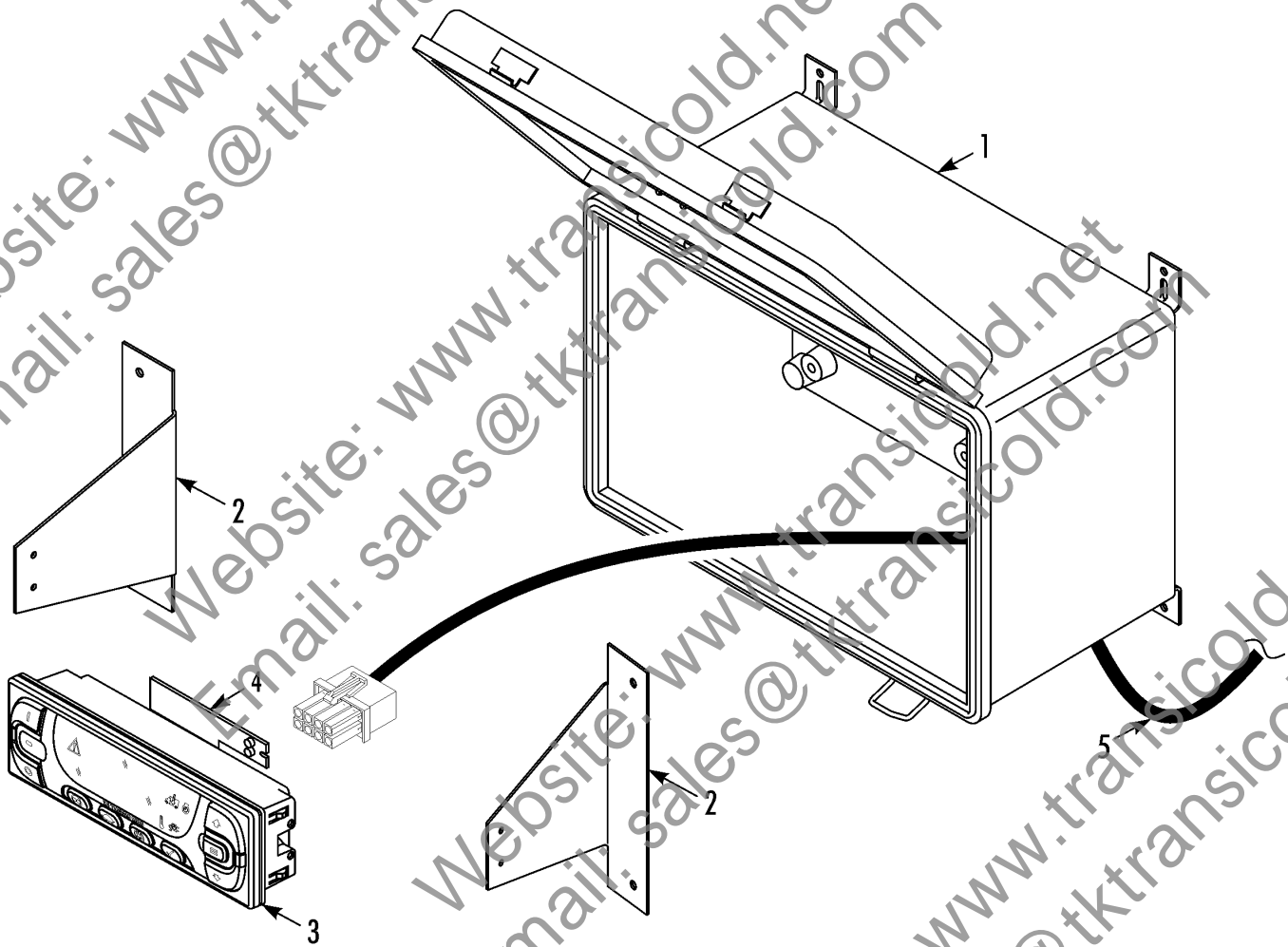
REF	PART NO.	DESCRIPTION	
1	45-2376	CONTROLLER - Cab (standard, HMI)	
2	92-8984	*COVER - harness	1
3	41-8742	HARNESS - HMI controller (standard)	1
	42-644	HARNESS - HMI controller (standard, extended length)	1
4	41-8870	*CONNECTOR - interface board (8-pin)	2
5	33-2110	GROMMET (1.0 in)	1
6	55-3484	CLAMP - harness	5
	55-5640	SCREW - clamp	5
	55-2001	FLATWASHER	5
7	92-5199	BRACKET - din	1
	91-4308	BRACKET - controller	2
	55-5636	SCREW - bracket	4
	55-2201	FLATWASHER	4

Website: www.transicold.net
 Email: sales@tktransicold.com

235H0



REMOTE CONTROL BOX



REMOTE CONTROL BOX



Revised
09/12/11

REF	PART NO.	DESCRIPTION	
1	92-6304	BOX - remote (HMI controller)	
2	92-6305	BRACKET - controller	2
	55-7169	SCREW - bracket	4
	55-2964	LOCKWASHER	4
	55-2001	FLATWASHER	4
3	45-2376	HMI - controller	1
4	92-8984	*COVER - harness	1
	55-4576	SCREW - controller	4
	55-3014	LOCKWASHER	4
	55-3013	FLATWASHER	4
5	41-8742	HARNESS - HMI controller (see 247E6)	1

Website: www.transicold.net
 Email: sales@tktransicold.com

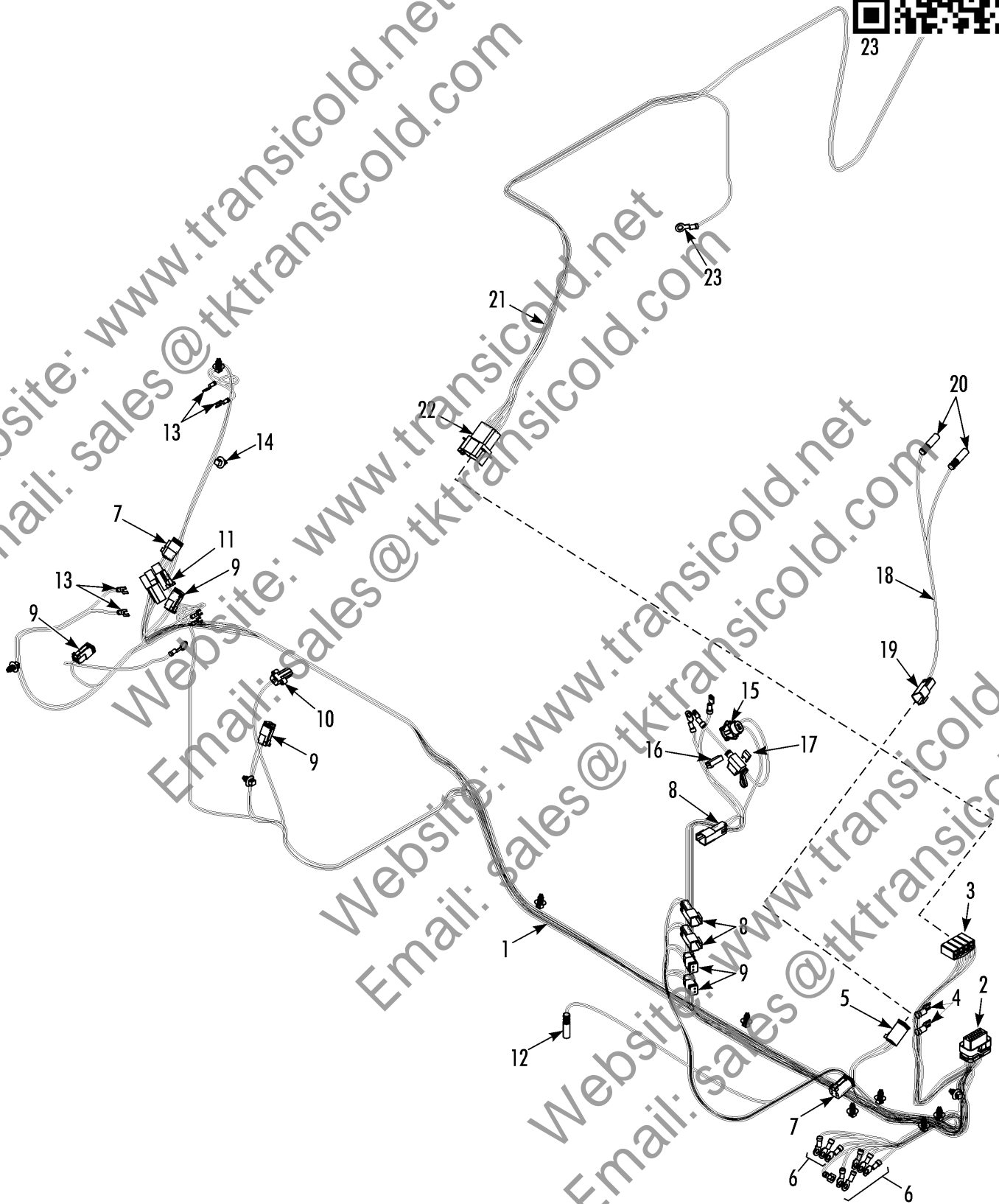
242G4



MAIN HARNESS & EVAPORATOR HARNESS



23



MAIN HARNESS & EVAPORATOR HARNESS

Revised
06/28/12



REF	PART NO.	DESCRIPTION	
1	41-9349	HARNESS - main (before 4/12)	
	42-653	HARNESS - main (4/12 & after)	1
2	41-9350	*RECEPTACLE - 23-pin (J1)	1
	41-2457	*TERMINAL - socket	21
	44-9602	*PIN - sealing	2
3	44-5719	CONNECTOR - 8-pin	1
	44-5630	*TERMINAL	7
4	44-2792	*TERMINAL - ring (#8 yellow)	2
5	41-8736	*PLUG - 4-pin	1
	41-8815	*WEDGE - 4-pin	1
	41-8816	*SOCKET - gold (sensor connector, 18 ga)	4
	44-9587	*SOCKET (18 ga)	4
6	44-2793	*TERMINAL - ring (1/4 yellow)	8
	41-8817	*TERMINAL - ring (1/4 blue)	2
7	41-8734	*PLUG - 3-pin (evap & fuel solenoid)	2
	41-8823	*WEDGE - 3-pin	2
	44-9593	*SOCKET (14-16 ga)	6
8	41-8818	*RECEPTACLE - 2-pin	3
	41-8819	*WEDGE - 2-pin	3
	44-9597	*PIN - (14-16 ga)	2
	44-9591	*TERMINAL - pin (16-18 ga)	2
	41-8821	*PIN - gold (18 ga)	2
9	41-8733	*PLUG - 2-pin	5
	41-8820	*WEDGE - 2-pin	5
	44-9593	*SOCKET (14-16 ga)	2
	44-9587	*SOCKET (18 ga)	8
10	41-7619	*COVER - terminal (starter)	1
	41-7620	*TERMINAL	1
	41-8822	*SEAL - connector	1
11	41-4857	*PLUG - 1-pin (glow plug)	1
	44-9836	*SOCKET (12-14 ga)	1
12	41-5436	*SENSOR	1
13	44-2788	*TERMINAL - fork (22-16 ga red)	4

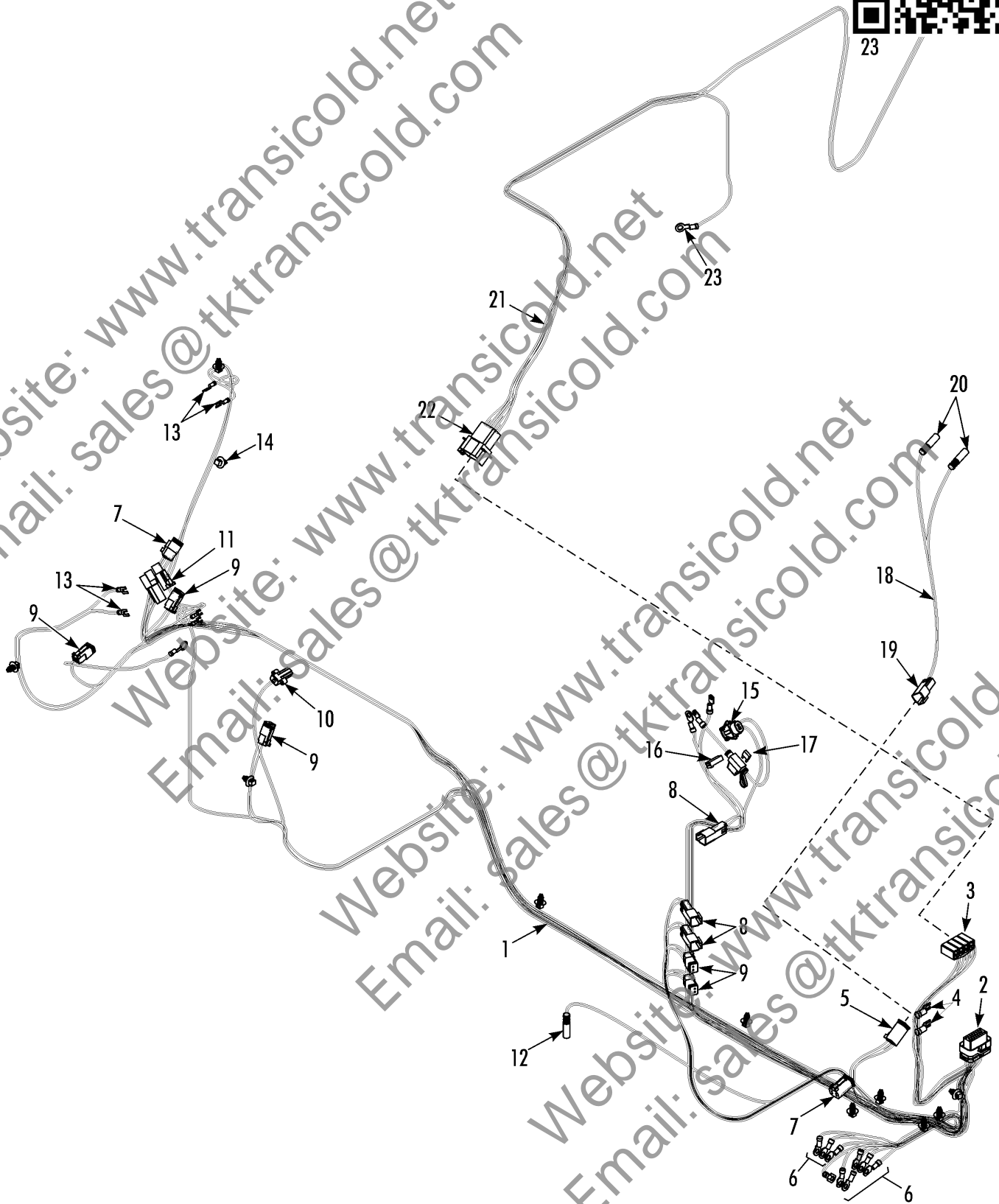
242G4



MAIN HARNESS & EVAPORATOR HARNESS



23

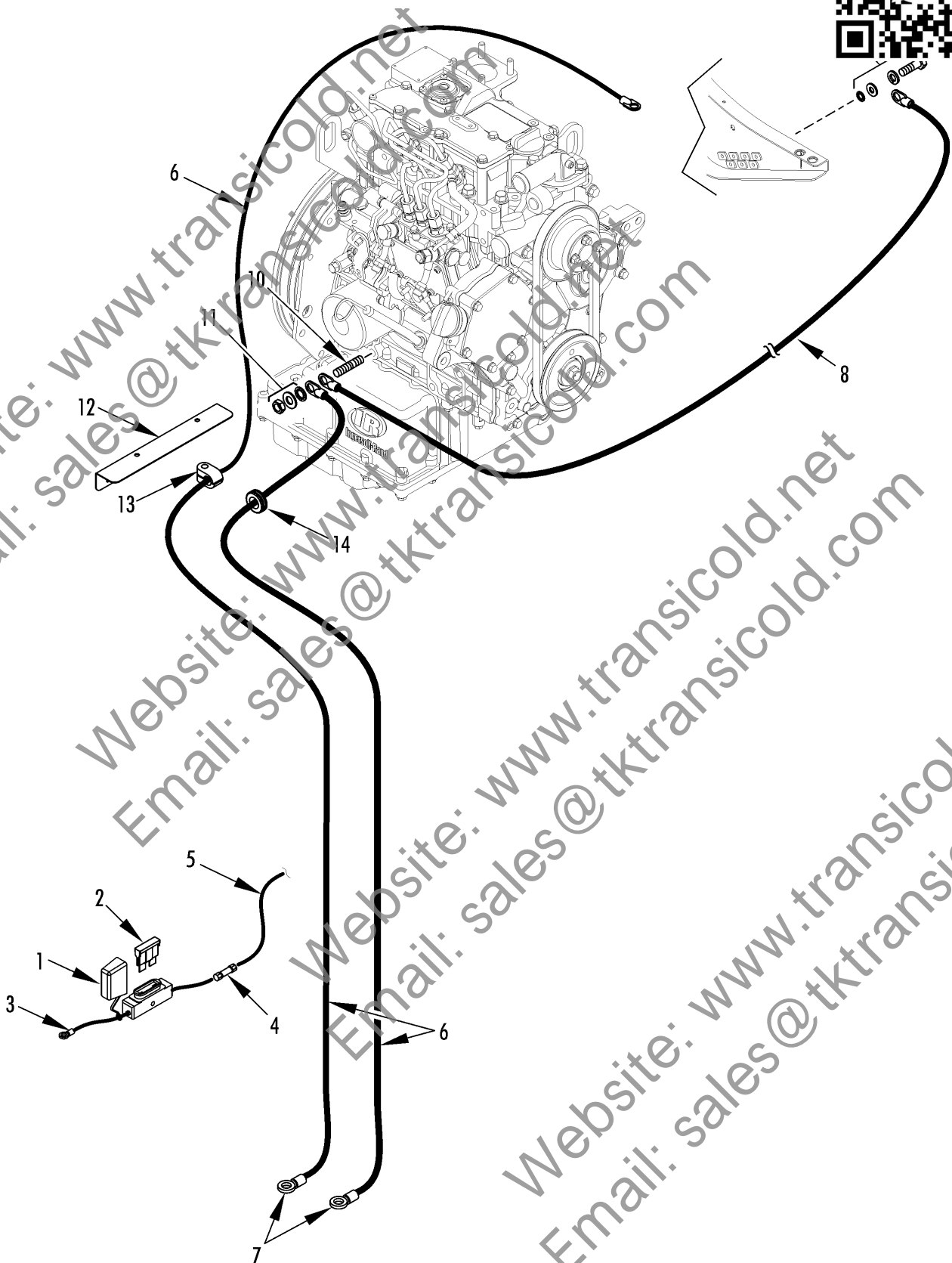


MAIN HARNESS & EVAPORATOR HARNESS

Revised
06/28/12



REF	PART NO.	DESCRIPTION	
14	51-1768	*MOUNT - cable (fir tree)	
15	44-9607	*CONNECTOR - alternator (sense & exc)	1
	41-277	*TERMINAL - female	2
16	44-6381	*CONNECTOR - alternator (W wire)	1
	44-5066	*TERMINAL-FINGRIP 18-14GA	1
17	41-3080	*FUSE - 2 amp	1
	41-3074	*HOLDER - fuse	1
18	41-9351	HARNESS - sensor (evaporator)	1
19	41-8735	*RECEPTACLE - 4-pin	1
	41-8833	*WEDGE - 4-pin	1
	41-8821	*PIN (18 ga gold)	4
20	41-5436	*SENSOR	2
21	41-9352	HARNESS - evaporator (before 4/12)	1
	42-654	HARNESS - evaporator (4/12 & after)	1
22	41-8734	*PLUG - 3-pin (sealing, use with 41-9325)	1
	41-8823	*WEDGE - 3-pin (use with 41-9325)	1
	418831	*PLUG - 6-pin (sealing, use with 42-654)	1
	41-8830	*WEDGE - 6-pin (use with 42-654)	1
	44-9602	*PIN - sealing	A/R
23	44-2789	*TERMINAL ring (16-14 1/4)	1
	41-9022	*TERMINAL fork (16-14 #8)	2

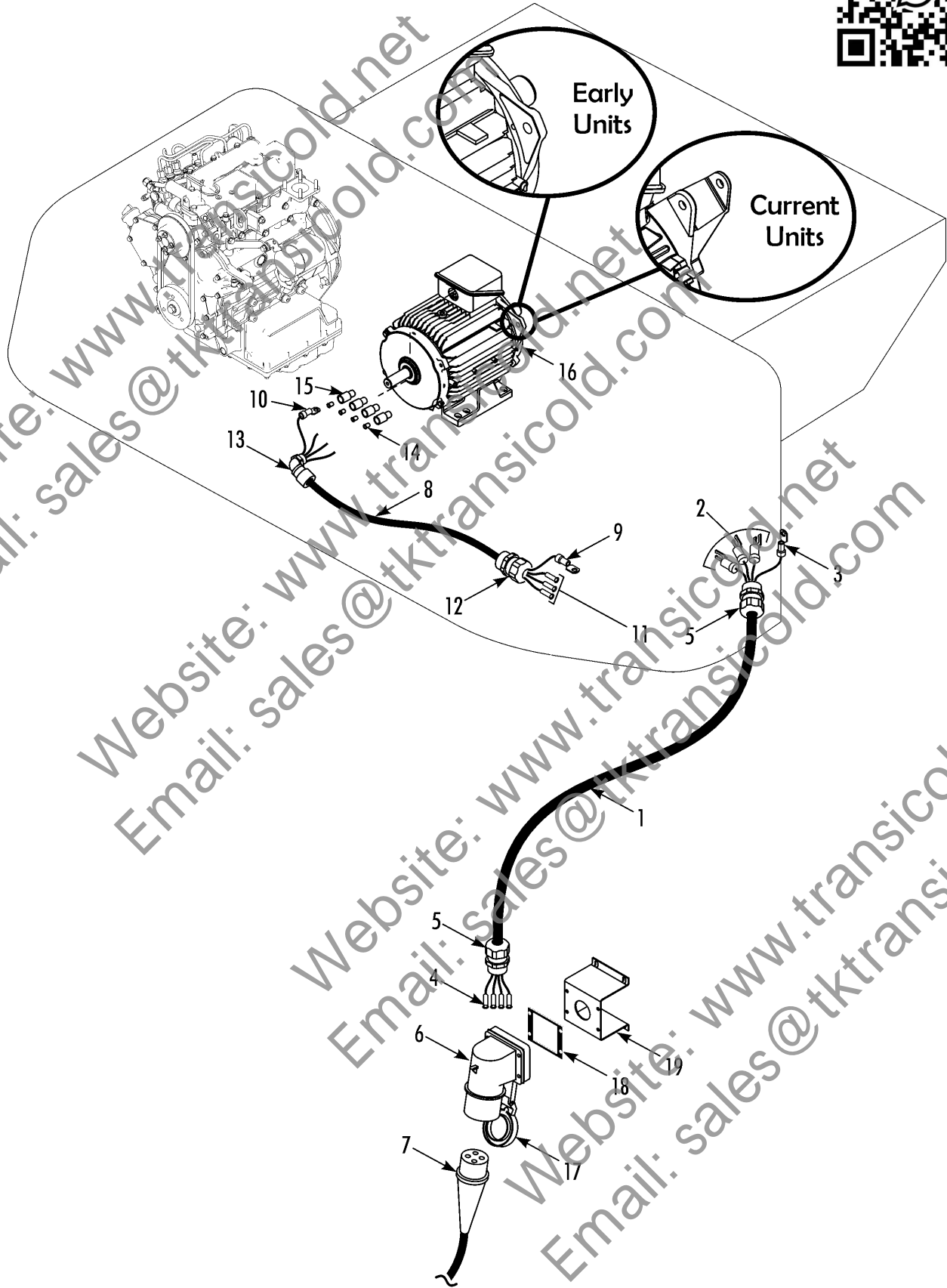


BATTERY CABLES & FUSE



Revised
06/19/12

REF	PART NO.	DESCRIPTION	
1	41-3665	HOLDER - fuse	1
2	41-3666	FUSE (60 amp)	1
3	41-8596	TERMINAL (3/8)	1
4	41-3408	TERMINAL - splice	1
5	41-8699	CABLE - power (#2 wire, 12V)	1
6	41-8597	CABLE - battery (21 ft)	2
	42-642	CABLE - battery (8.4 M)	1
7	41-8598	TERMINAL - battery cable	2
8	41-8701	CABLE - ground (96 in)	1
9	55-6994	SCREW - ground	1
	55-7075	FLATWASHER	1
	55-7170	LOCKWASHER	1
10	51-1614	STUD - ground terminal	1
11	55-2640	NUT - ground	1
	55-3996	LOCKWASHER (internal tooth)	1
	55-2363	LOCKWASHER (spring)	1
	55-2641	FLATWASHER	3
12	92-7521	BRACKET - battery cable	1
	92-9583	BRACKET - battery cable (T-500R, see 259F5)	1
	55-4606	SCREW - bracket	2
	55-4638	FLATWASHER	2
	55-7478	LOCKWASHER	2
13	55-6388	CLAMP - cable (3/8)	2
	92-5563	CLAMP - cable (7/16)	2
14	33-1371	GROMMET	2



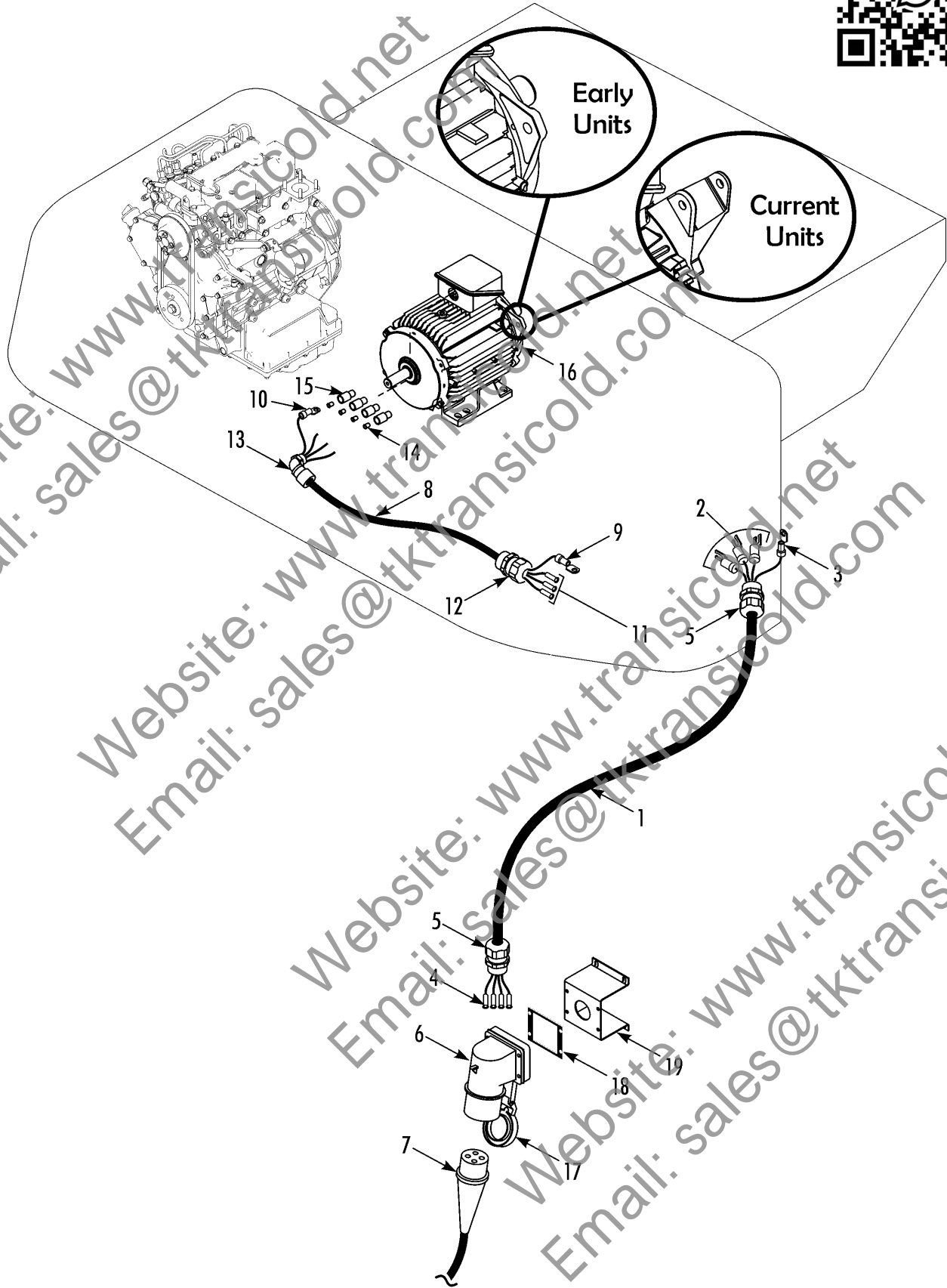
POWER RECEPTACLE & MOTOR HARNESS

EMEIA

Revised
03/01/13



REF	PART NO.	DESCRIPTION	
1	41-8745	HARNESS - power (EMEIA, 4100 mm)	
	42-641	HARNESS - power (EMEIA, 6100 mm)	1
2	41-4407	*TERMINAL - fork (#8 yellow)	3
3	44-2792	*TERMINAL - ring (#8 yellow)	1
4	44-9891	*TERMINAL - pin (10 ga)	4
5	51-1852	CONNECTOR - harness grip	2
	55-2636	*NUT - lock	2
	41-4189	*WASHER - sealing	2
6	41-8746	RECEPTACLE - power (220/3/50 30 amp, 3 pole + E + N)	1
	41-8762	RECEPTACLE - power (380/3/50 32 amp, 3 pole + E + N)	1
	44-6971	RECEPTACLE - power (230/3/50 32 amp, 3 pole + E)	1
	44-6875	RECEPTACLE - power (380/3/50 32 amp, 3 pole + E)	1
7	44-7576	PLUG - power (230/3/50 32 amp, 3 pole + E, mates with 44-6971)	1
	44-6885	PLUG - power (380/3/50 32 amp, 3 pole + E, mates with 44-6875)	1
	41-782	PLUG - power (220/3/50 30 amp, 3 pole + E + N), mates w/ 41-8746)	1
	41-520	PLUG - power (380/3/50 30 amp, 3 pole + E + N), mates w/ 41-8762)	1
8	42-903	HARNESS - motor	1
9	44-2792	*TERMINAL - ring (#8 yellow)	1
10	44-2793	*TERMINAL - ring (1/4 yellow)	1
11	44-9891	*TERMINAL - pin (10 ga)	3
12	51-1852	*CONNECTOR - harness grip	1
13	51-1853	*CONNECTOR - harness grip (90 degree)	1
	55-2636	NUT - lock	2
	41-4189	WASHER - sealing	2
14	41-1105	SLEEVE - crimp	A/R
15	44-6646	CAP - sleeve	A/R
16	104-784	MOTOR (early units, 7.2 hp)	1
	104-801	MOTOR (current units 7.2 hp)	1
	104-786	MOTOR (early units, 12 hp)	1
	104-791	MOTOR (current units 12 hp)	1
17	99-9052	COVER - receptacle	1
18	33-1697	GASKET - receptacle	2
19	92-1169	BRACKET - receptacle	1



POWER RECEPTACLE & MOTOR HARNESS
EMEIA

Revised
03/01/13



REF	PART NO.	DESCRIPTION
	55-9695	SCREW - receptacle to bracket
	55-9763	NUT

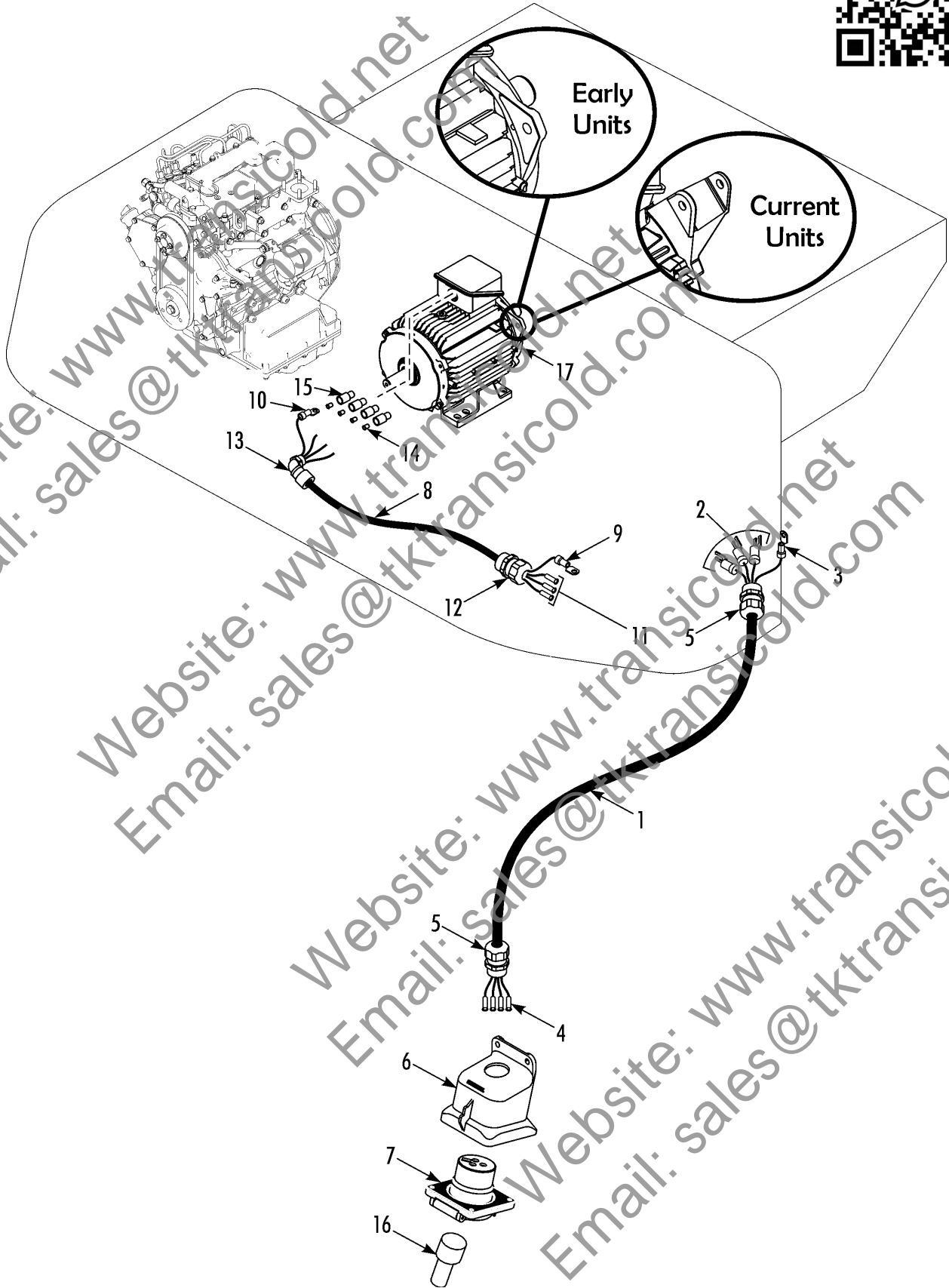
4

Website: www.transicold.net
Email: sales@tktransicold.com

Website: www.transicold.net
Email: sales@tktransicold.com

Website: www.transicold.net
Email: sales@tktransicold.com

Website: www.transicold.net
Email: sales@tktransicold.com



POWER RECEPTACLE & MOTOR HARNESS

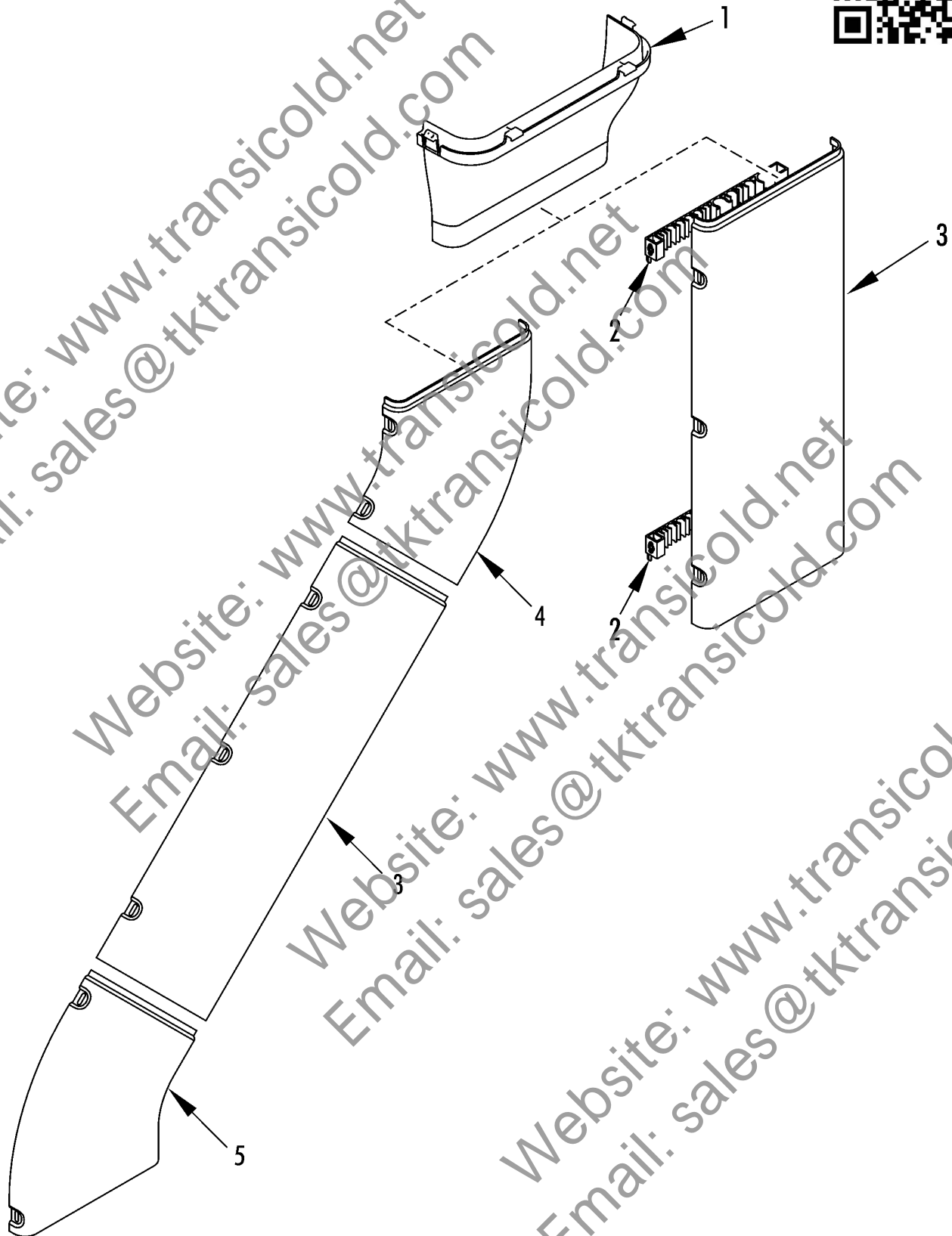
TSA



Revised
03/01/13



REF	PART NO.	DESCRIPTION	
1	41-8741	CABLE - power (TSA)	
2	41-4407	*TERMINAL - fork (#8 yellow)	3
3	44-2792	*TERMINAL - ring (#8 yellow)	1
4	44-9891	*TERMINAL - pin (10 ga)	4
5	41-4188	*CONNECTOR - harness grip	2
	55-2636	*NUT - lock	2
	41-4189	*WASHER - sealing	2
6	41-8292	BOX - receptacle	1
7	41-8293	RECEPTACLE - power (30 amp, 230/3/60)	1
	41-8294	RECEPTACLE - power (20 amp, 460/3/60)	1
	41-8275	RECEPTACLE - power (50 amp, 230/3/60)	1
	41-1817	RECEPTACLE - power (Japan, 50 amp, 230/3/60)	1
8	41-8740	CABLE - motor	1
9	44-2792	*TERMINAL - ring (#8 yellow)	1
10	44-2793	*TERMINAL - ring (1/4 yellow)	1
11	44-9891	*TERMINAL - pin (10 ga)	3
12	41-4188	*CONNECTOR - harness grip	1
13	51-1853	*CONNECTOR - harness grip (90 degree)	1
	55-2636	NUT - lock	2
	41-4189	WASHER - sealing	2
14	41-1105	SLEEVE - crimp	A/R
15	44-6646	CAP - sleeve	A/R
16	44-4695	PLUG - power (30 amp, 230/3/60)	1
	44-4700	PLUG - power (20 amp, 460/3/60)	1
	41-1816	PLUG - power (50 amp, 460/3/60)	1
	41-1817	PLUG - power (Japan, 50 amp, 230/3/60)	1
17	104-784	MOTOR (early units, 7.2 hp)	1
	104-801	MOTOR (current units, 7.2 hp)	1
	104-786	MOTOR (early units, 12 hp)	1
	104-791	MOTOR (current units, 12 hp)	1



HOSE MANAGEMENT



Revised
01/26/12



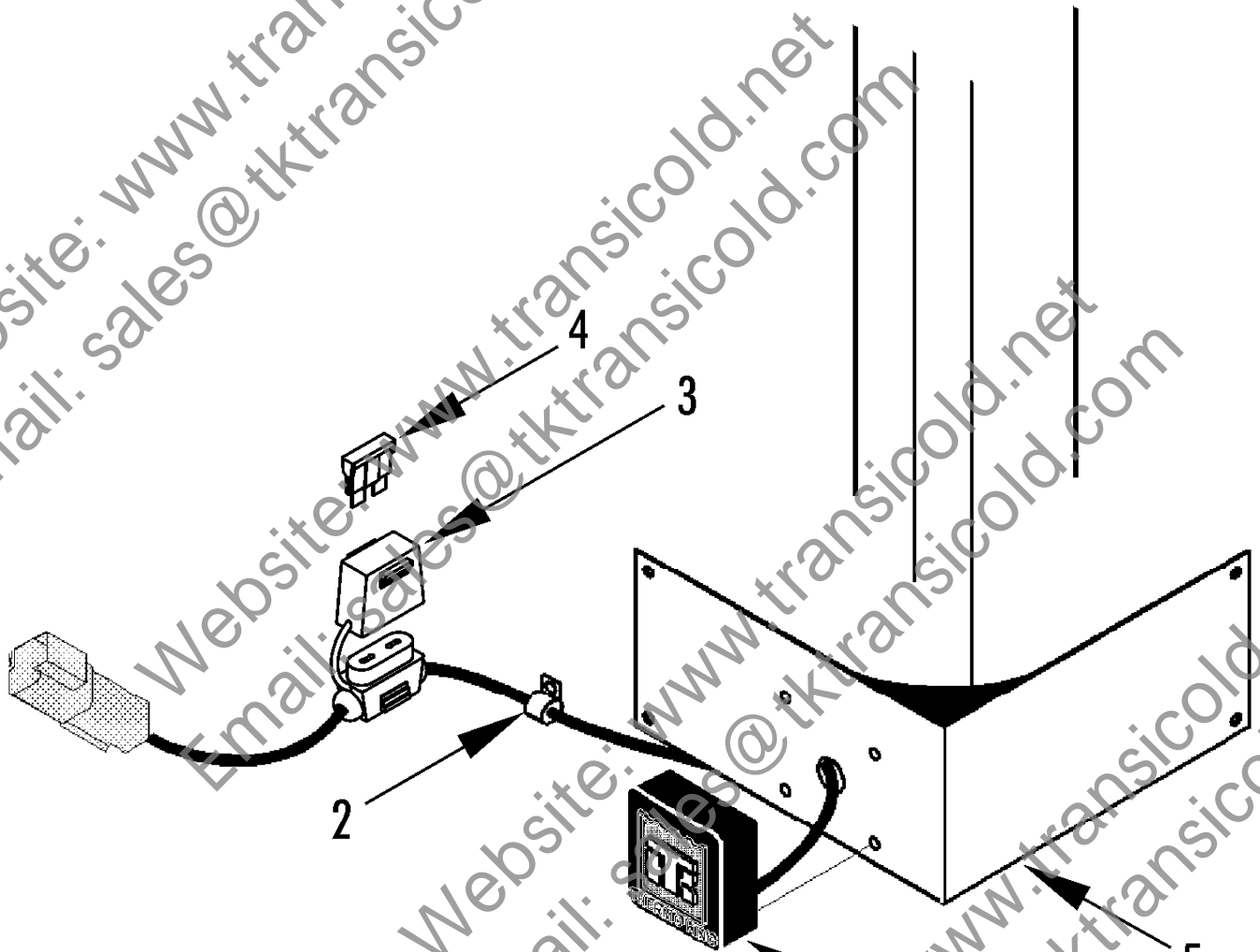
REF	PART NO.	DESCRIPTION	
	90-421	KIT - hose management	
1	98-8213	*COVER - hose management	1
2	92-1111	*HOLDER - hose clip	6
3	92-1112	*COVER - straight	3
	55-3015	*SCREW - holder & clip	6
4	92-1113	COVER - hose management (curved, TSA option)	1
5	92-1114	COVER - hose management (curved, TSA option)	1

Website: www.transicold.net
Email: sales@tktransicold.com

Website: www.transicold.net
Email: sales@tktransicold.com

Website: www.transicold.net
Email: sales@tktransicold.com

Website: www.transicold.net
Email: sales@tktransicold.com



REMOTE INDICATOR LIGHT




Revised
07/13/11

REF	PART NO.	DESCRIPTION	
1	40-914	KIT - remote status light (use 40-980, see note)	
2	55-5294	*CLAMP - harness	5
	55-5640	*SCREW - clamp	5
	55-2001	*FLATWASHER	5
	55-2330	*BANDWRAP	8
	55-396	*LOCKWASHER - internal tooth	1
	55-3941	*SCREW - sheet metal	1
3	41-5841	*HOLDER - fuse	1
4	41-1932	*FUSE (1 amp)	1
5	91-8733	*BRACKET - remote light	1
	55-5640	*SCREW - bracket	4
	55-2001	*FLATWASHER	4

NOTE: Remote Status Light Kit 40-914 has been replaced with 40-980. See Grid 226E6.

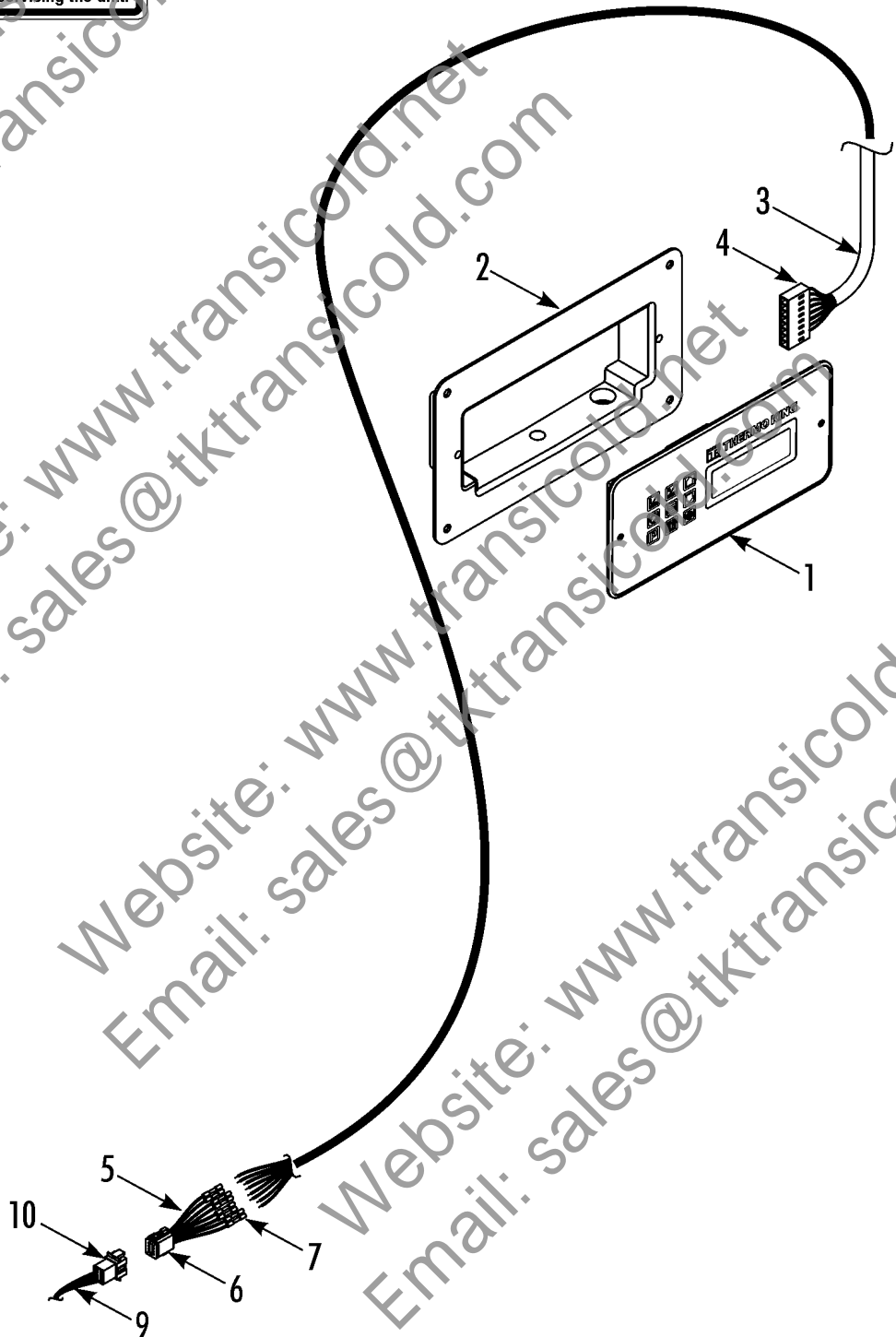


⚠ WARNING



This system is equipped with a rear remote controller and can be turned ON from the rear remote controller. Can cause injury.

Turn Microprocessor Switch OFF before servicing the unit.



FLUSH MOUNT CONTROLLER



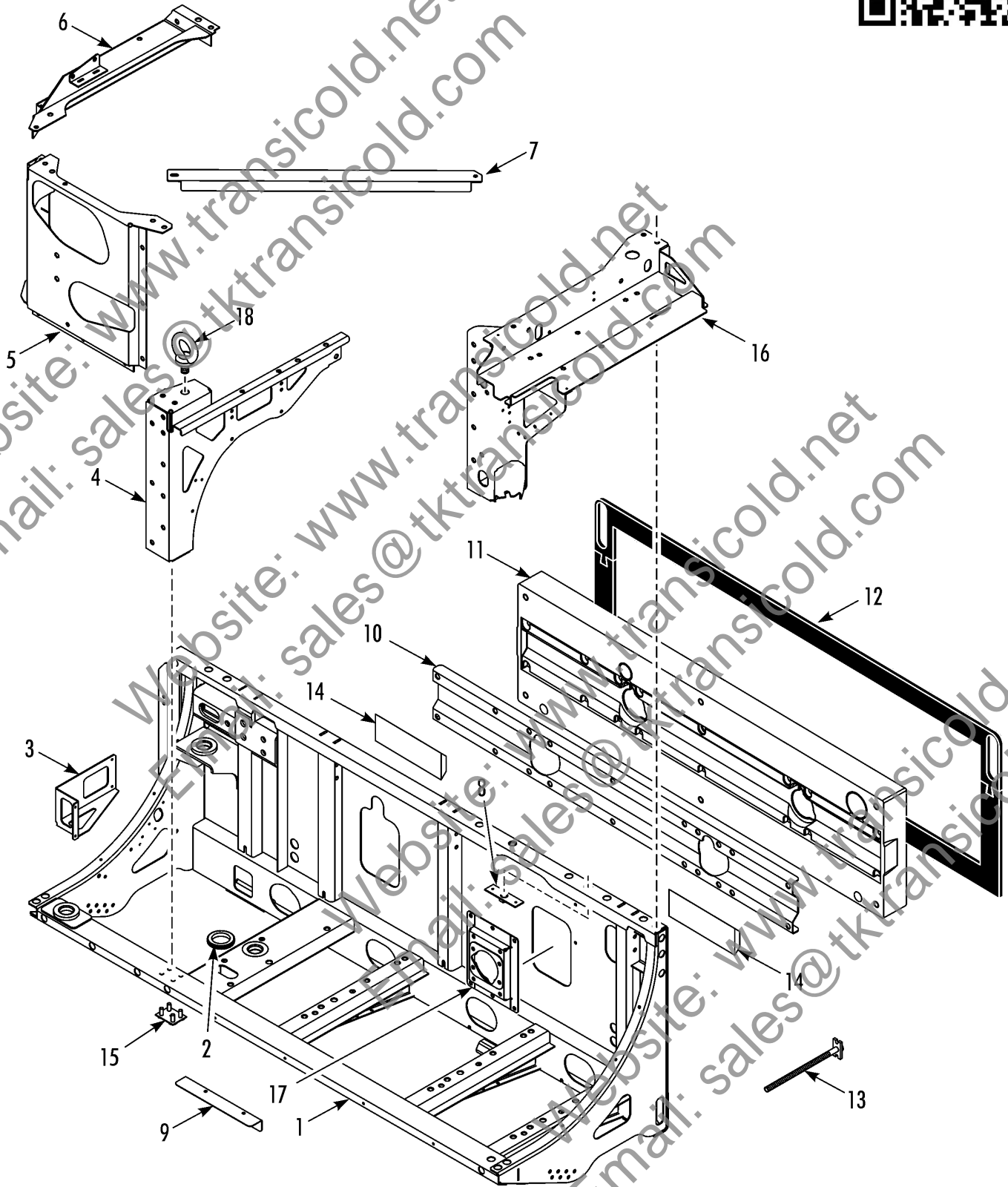
Revised
05/01/13

REF	PART NO.	DESCRIPTION	
1	45-2401	CONTROLLER - flush mount (single temp)	
	93-1032	*FACEPLATE	1
	55-3443	SCREW - controller	2
2	90-335	KIT - box, remote controller	1
3	41-8702	HARNESS - controller to evap	1
	41-7032	HARNESS - controller to evap (Precedent)	1
4	41-8765	*CONNECTOR - 8-pin	1
	41-8872	*TERMINAL - gold (20 ga)	7
5	41-6586	HARNESS - evaporator	1
6	44-9903	*PLUG - 8-pin	1
	44-9902	*WEDGE - 8 -pin	1
	41-8816	*SOCKET - gold (18 ga)	8
7	41-124	*TERMINAL - splice	8
8	92-4978	NAMEPLATE - Warning	1
9	42-839	HARNESS - remote controller	1
10	41-5709	*CONNECTOR - sealed (8-pin)	1

233H7



CONDENSER FRAME GROUP

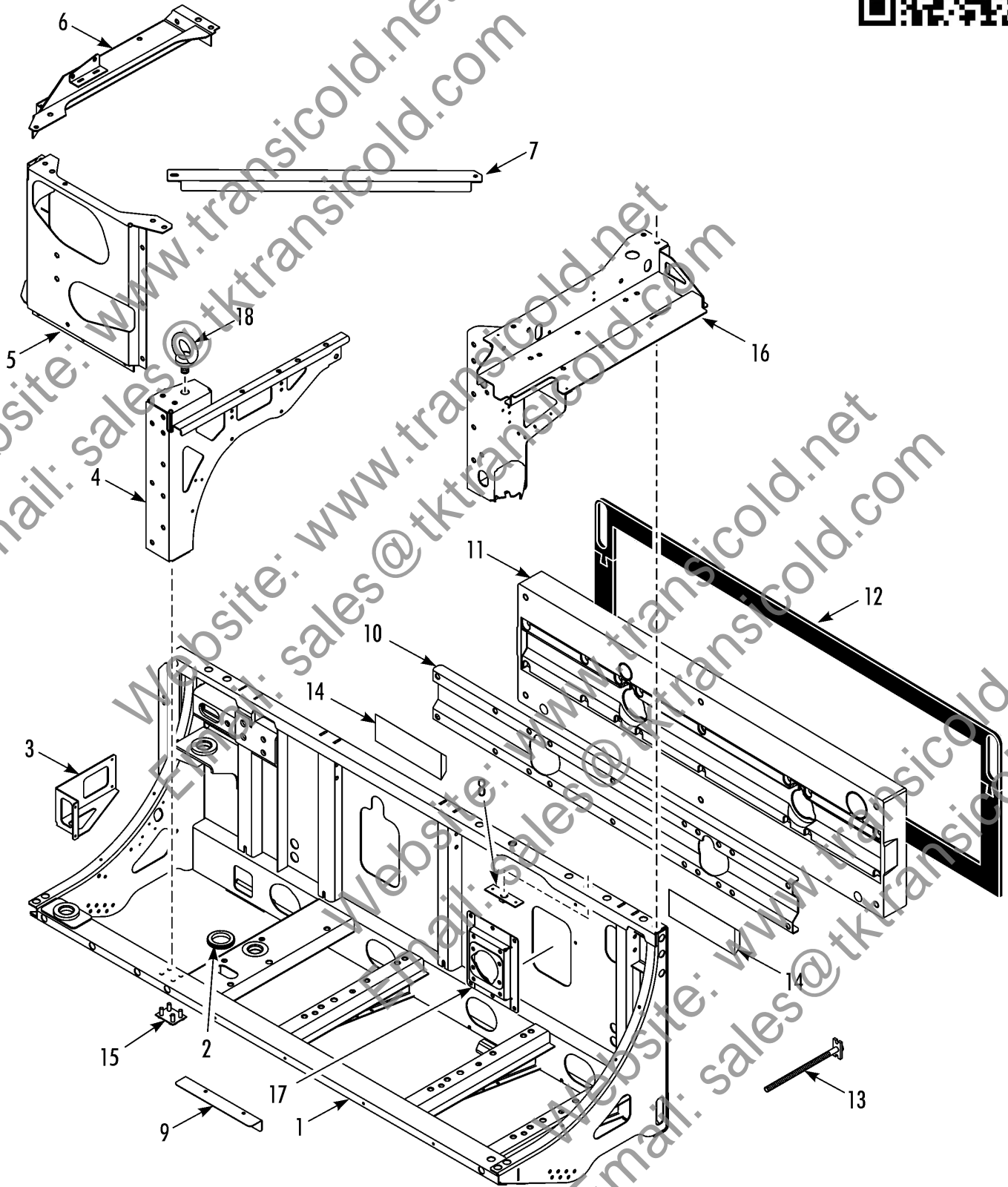


CONDENSER FRAME GROUP



Revised
06/01/13

REF	PART NO.	DESCRIPTION	
1	98-8290	FRAME - condenser	
	55-9084	INSERT (M6)	25
	51-1880	INSERT (M8)	20
2	33-1371	GROMMET (1.7 id)	2
3	92-7522	MEMBER - bottom	1
4	92-7523	ARCH - support	1
	55-6764	SCREW - arch	2
5	92-7524	BRACKET - front	1
	92-9928	BRACKET - front (units w/ micro channel coil)	1
6	92-7525	BRACKET - fuel filter	1
7	92-7526	BRACE - condenser coil	1
	55-6215	SCREW - bracket & support	15
	55-7727	LOCKWASHER	15
	55-7069	FLATWASHER	15
8	92-7642	NUTSTRIP - unit lifting	2
	55-9495	RIVET - nutstrip	4
9	92-7521	BRACKET - battery cable (see 236D0)	1
10	98-8204	STIFFENER - evaporator	1
	55-5579	SCREW - stiffener (M10 x 25)	2
	55-6280	SCREW - stiffener (M10 x 60)	6
	55-1173	LOCKWASHER	8
	55-7072	FLATWASHER	8
11	98-8205	BULKHEAD	1
	98-8905	BULKHEAD (heat option only)	1
12	30-290	GASKET - sill	1
13	99-630	T-BOLT (6.0 in lg)	A/R
	92-8703	T-BOLT (7.75 in lg)	A/R
	99-214	T-BOLT (9.6 in lg)	A/R
	55-5234	WASHER - special	4
	55-3686	NUT	4
14	92-7527	BLOCK - filler (T-570/600/800)	2
15	92-9248	BOLTSTRIP	1
	55-9495	RIVET - boltstrip	1



CONDENSER FRAME GROUP



Revised
06/01/13



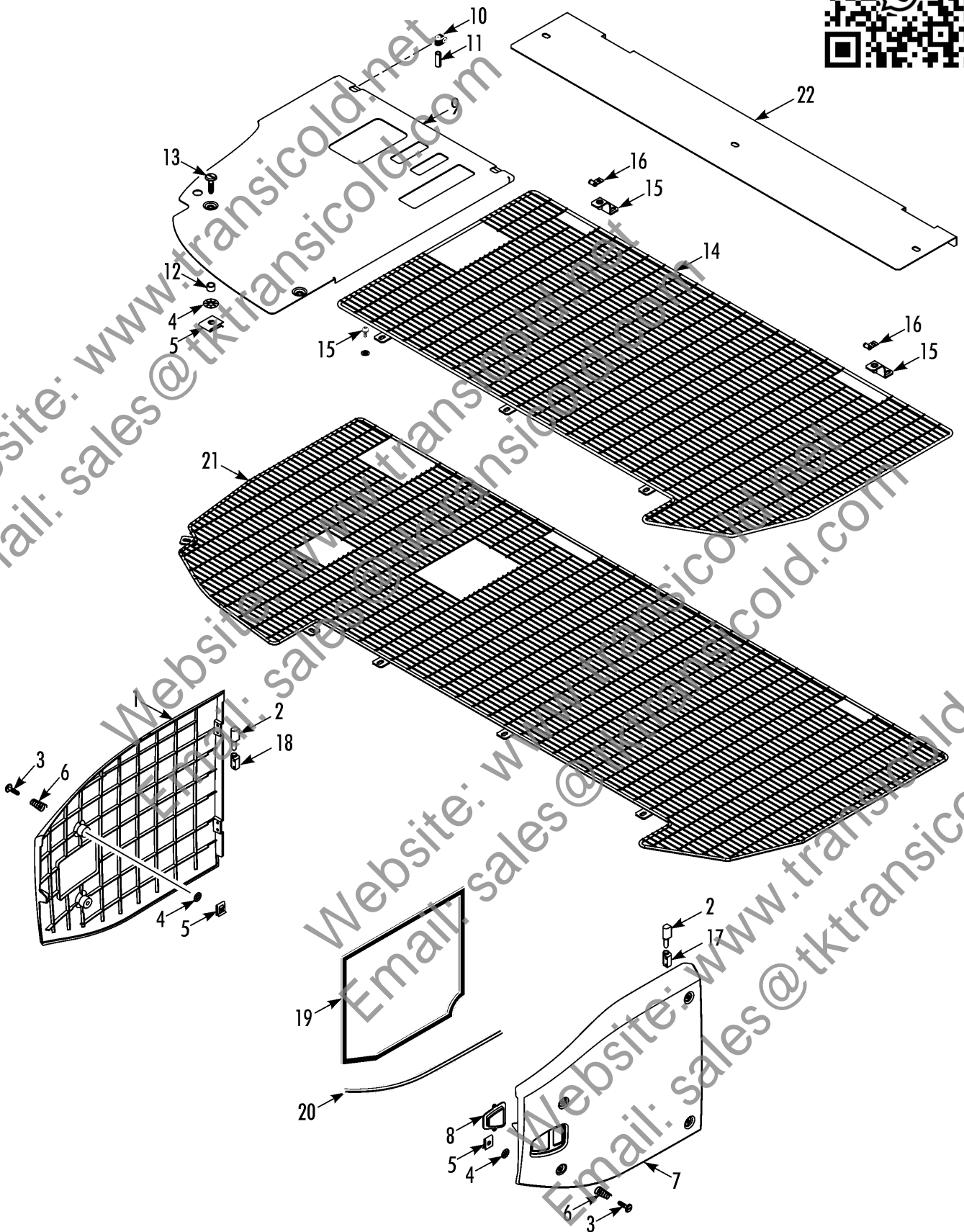
REF	PART NO.	DESCRIPTION	
16	92-9654	BRACKET - valve	
	92-9654	BRACKET - valve (units w/ micro channel coil)	1
17	92-7784	BRACE - fanshaft	1
18	51-2026	BOLT - unit lifting	3

Website: www.transicold.net
Email: sales@tktransicold.com

Website: www.transicold.net
Email: sales@tktransicold.com

Website: www.transicold.net
Email: sales@tktransicold.com

Website: www.transicold.net
Email: sales@tktransicold.com

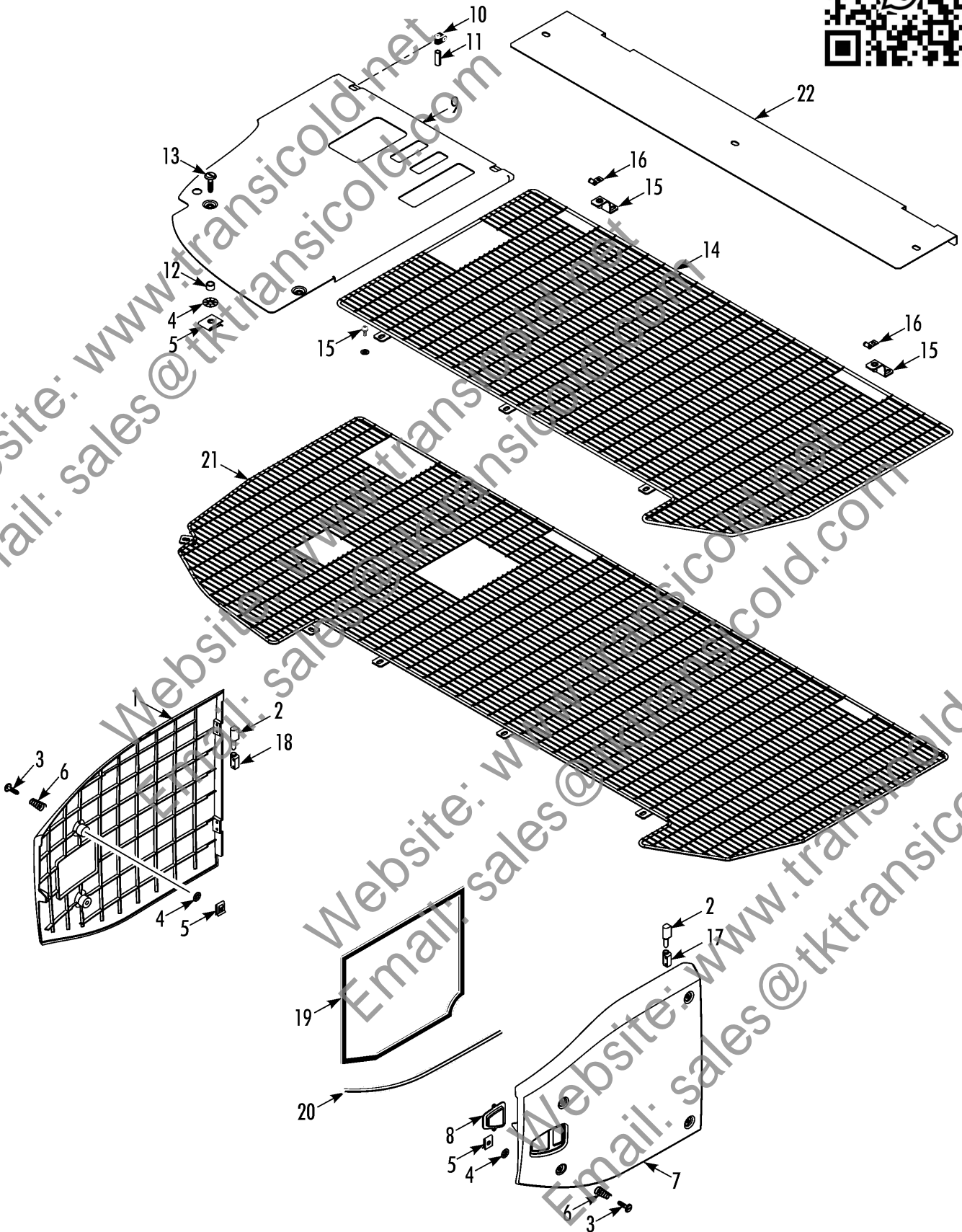


DOORS & COVERS T-600/600R/800/800R

Revised
12/07/12



REF	PART NO.	DESCRIPTION	
1	98-8023	DOOR - engine (curbside)	
2	92-9610	*HINGE - door (with pin, 2 per door)	4
	55-7407	*SCREW - hinge	8
	55-7171	*LOCKWASHER	8
	55-7089	*FLATWASHER	8
3	51-1928	FASTENER - door	6
4	51-1117	RETAINER - fastener	8
5	55-4318	NUT - u	8
6	51-1927	SPRING - fastener (door)	4
7	98-8024	DOOR - control box (roadside)	1
8	92-7790	*WINDOW - sightglass	1
	55-7409	SCREW - hinge to door	1
	55-7171	LOCKWASHER	1
	55-7089	FLATWASHER	1
9	98-8223	COVER - engine	1
10	55-6544	CLAMP - cover	2
11	99-8822	SPACER - clamp	2
	55-8993	SCREW - clamp	2
	55-8782	WASHER - special	2
	55-7170	LOCKWASHER	2
	55-7075	FLATWASHER	2
12	55-6023	SPACER - fastener	2
	55-7170	LOCKWASHER	4
13	51-1926	SCREW - cover	2
	55-8536	FLATWASHER	2
14	98-8214	SCREEN - top	1
	51-718	SCREW - screen (16mm)	3
	51-1926	SCREW - screen (25mm)	2
	55-8782	WASHER - special	3
15	92-9224	BRACKET - clamp	2
	51-1926	SCREW - clamp (25mm)	4
	55-8782	WASHER - special	4
16	55-2536	CLAMP - screen	2



DOORS & COVERS T-600/600R/800/800R

Revised
12/07/12



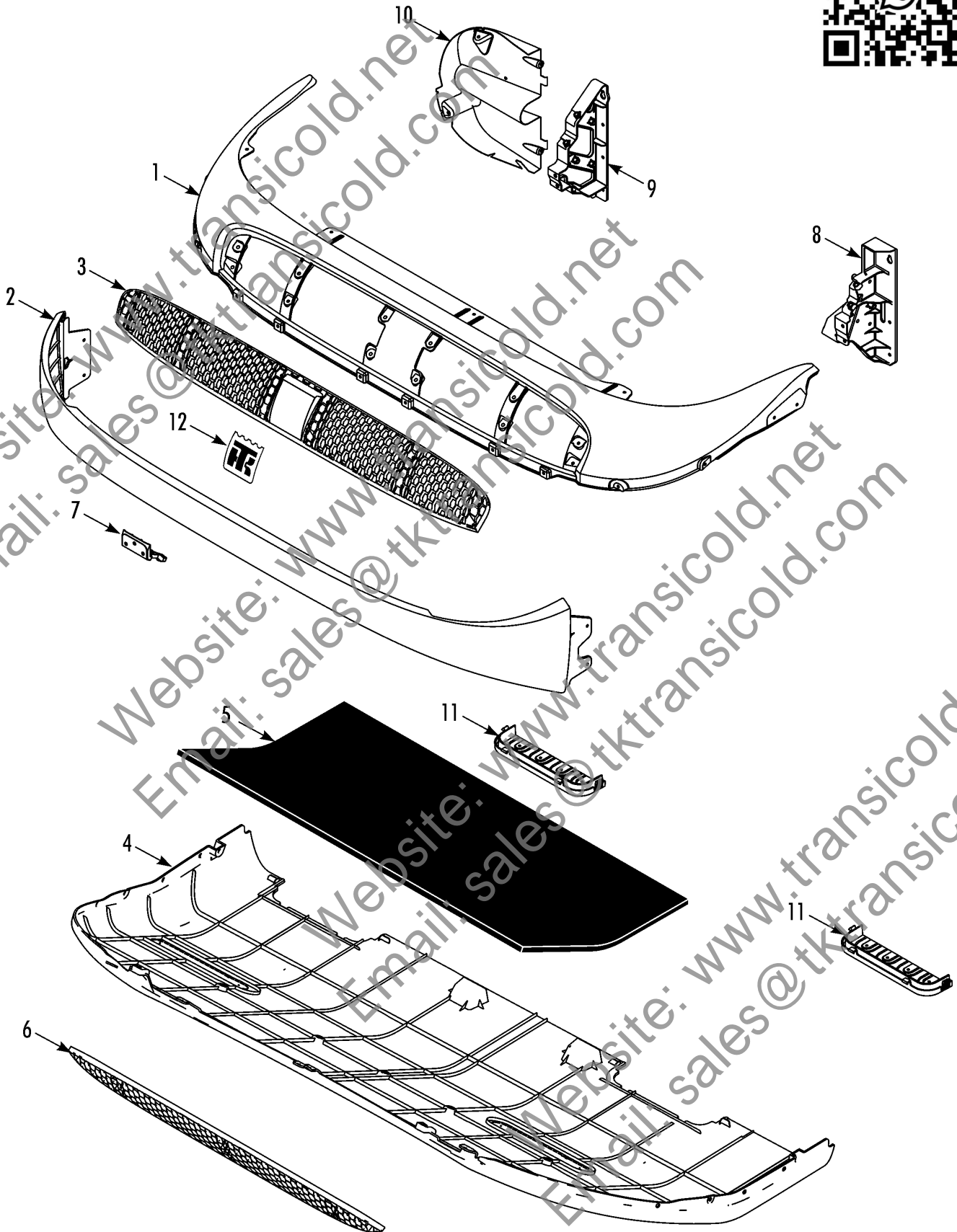
REF	PART NO.	DESCRIPTION	
17	91-8726	HINGE - left (control box door)	
18	91-8725	HINGE - right (engine door)	2
	55-7407	SCREW - hinge to frame	8
	55-7171	LOCKWASHER	8
	55-7089	FLATWASHER	8
19	33-4504	GASKET - control box door	1
20	33-4522	GASKET - control box door (lower)	1
21	98-8474	SCREEN - top (full cover)	1
22	92-9119	COVER - snow (optional)	1
	55-4666	SCREW - cover	3
	55-9428	WASHER - special	6
	55-7007	NUT	3

Website: www.transicold.net
 Email: sales@tktransicold.com

235A8



CONDENSER COVERS & GRILLES T-600/600R/800/800R



CONDENSER COVERS & GRILLES T- 600/600R/800/800R

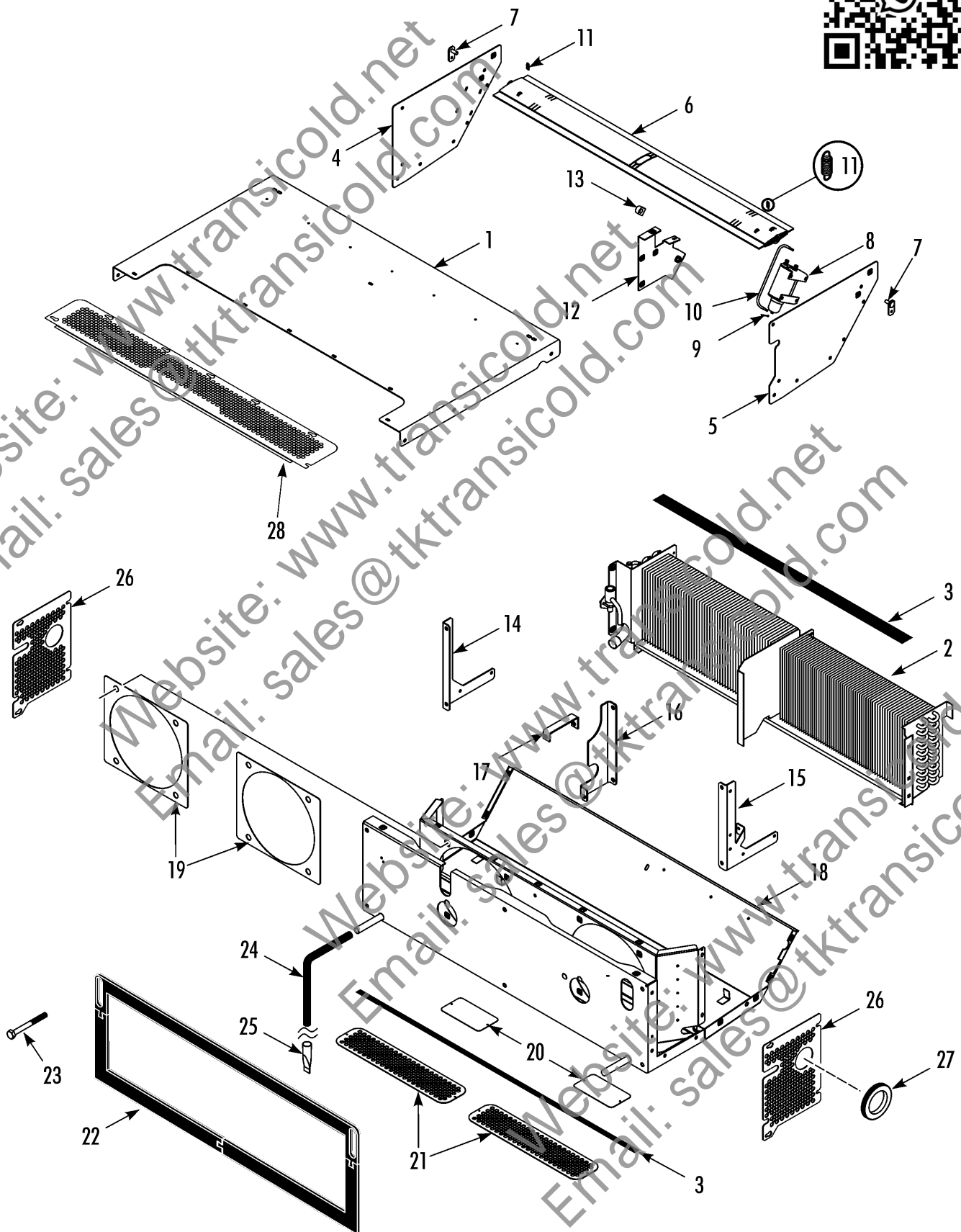


REF	PART NO.	DESCRIPTION	
1	98-8019	CAP - top	
	51-2123	INSERT - threaded (M6)	8
	51-2124	INSERT - threaded (M5)	1
	51-1926	SCREW - cap (SEMS, 25mm)	3
	51-1929	SCREW - cap (SEMS, 16mm)	6
	55-7035	SCREW - cap (hex hd)	4
	55-7171	LOCKWASHER	4
	55-7089	FLATWASHER	4
2	98-8018	BAND - belly	1
	51-718	SCREW - band	8
3	98-8211	GRILLE - upper	1
	98-8530	GRILLE - upper (chrome)	1
	51-1926	SCREW - grille	12
4	98-8017	PANEL - condenser (bottom)	1
5	38-4521	SOUNDFOAM - bottom	1
6	98-8025	GRILLE - lower	1
	98-8442	GRILLE - lower (chrome)	1
	51-1926	SCREW - panel	2
7	92-7034	BRACKET - band	1
	51-718	SCREW - bracket to band	3
8	92-7031	BRACKET - coil (roadside)	1
	51-718	SCREW - bracket to cap	2
9	92-7030	BRACKET - coil (curbside)	1
	51-718	SCREW - bracket to cap	2
10	92-7551	PANEL - blockoff	1
	51-718	SCREW - panel to band	4
11	92-7552	CAP - hose management	2
12	92-8668	NAMPLATE - TK logo	1

242G5



EVAPORATOR COMPARTMENT (1/10 & after)



EVAPORATOR COMPARTMENT (1/10 & after)

Revised
06/03/13

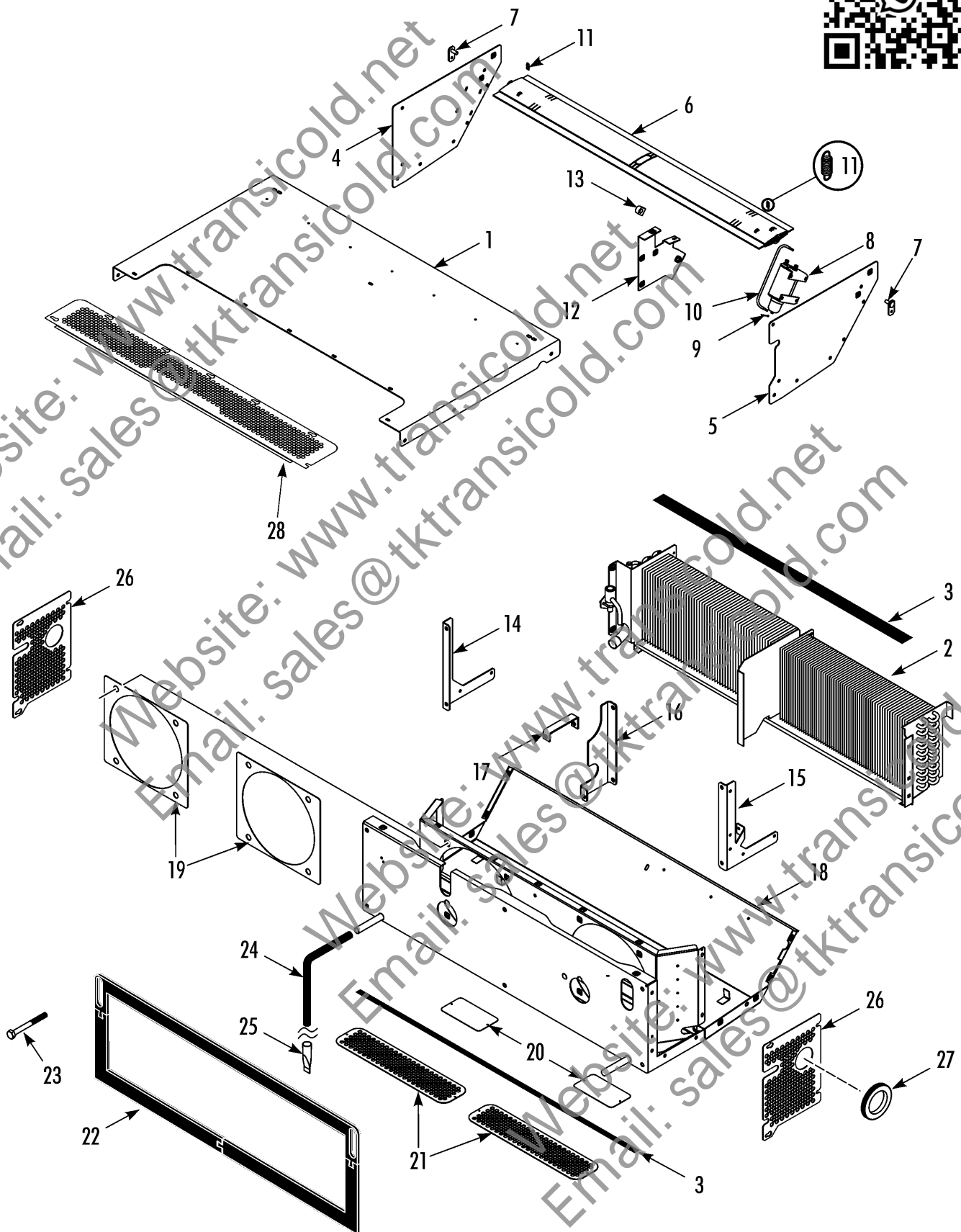


REF	PART NO.	DESCRIPTION	
1	98-8208	HOUSING - evaporator	
	55-9761	SCREW - housing (M6 X 25)	3
	51-718	SCREW - housing (M6 X 16)	8
	55-6997	NUT - captive	8
2	67-2422	COIL - evaporator (see 235H3)	1
	67-2730	COIL - evaporator (unit w/ coolant option, see 259C9)	1
	51-718	SCREW - coil	4
3	203-534	SEALER - tape	A/R
4	92-8272	COVER - curb side	1
5	92-8273	COVER - road side	1
	51-718	SCREW - cover (M6 X 16)	A/R
6	98-6687	BLADE - damper	1
7	92-8274	PIVOT - blade	2
8	44-2823	SOLENOID - damper	1
	91-3095	*COVER - plunger	1
	55-2762	*BOLT - eye	1
	44-2847	*PLUNGER	1
	44-2756	DIODE	1
	51-718	SCREW - solenoid	4
	92-7541	NUTSTRIP - solenoid	2
9	55-2550	PIN - cotter	2
	55-2001	FLATWASHER	2
10	99-9953	ROD - damper solenoid	1
11	91-861	SPRING - damper blade	2
12	92-8275	BRACKET - housing support	1
13	91-759	CLAMP - damper blade	1
	55-8316	SCREW - clamp	1
	55-7075	FLATWASHER	2
	55-7008	NUT	1
14	92-7537	BRACKET - drain pan (roadside)	1
15	92-7536	BRACKET - drain pan (curbside)	1
	51-718	SCREW - bracket (4 each bracket)	8
16	92-7538	BRACKET - evaporator (vertical)	1

242G5



EVAPORATOR COMPARTMENT (1/10 & after)



EVAPORATOR COMPARTMENT (1/10 & after)

Revised
06/03/13




REF	PART NO.	DESCRIPTION	
17	92-8610	BRACKET - evaporator (horizontal)	
	55-7372	SCREW - bracket	2
	55-7075	FLATWASHER	2
	55-7170	LOCKWASHER	2
18	98-8207	BASE - drain pan (before 11/11)	1
	98-8904	BASE - drain pan (11/11 & after)	1
	98-8987	BASE - drain pan (coolant heat option)	1
19	98-8209	ORIFICE - evaporator fan	2
	55-6994	SCREW - orifice	8
	55-3045	WASHER - dome	8
	55-6997	NUT - captive	8
20	92-9531	COVER - evaporator (bottom)	2
21	92-7650	SCREEN - evaporator	2
	55-5635	SCREW - cover & screen	4
22	30-290	KIT - sill gasket	1
23	55-7375	SCREW - evaporator to frame (100 mm lg)	1
	51-111	SCREW - evaporator to frame (140 mm lg)	5
	55-8536	FLATWASHER	6
	55-7348	NUT	6
24	98-6722	HOSE - evaporator drain	2
	51-1989	CLAMP - hose (24MM)	2
25	66-1273	VALVE - check	2
26	98-8800	SCREEN - evaporator	2
	55-9495	RIVET - screen	4
27	33-2361	GROMMET	1
28	98-8908	GUARD - top	1

240B2



LOW SOUND Ldb KIT (T-600 & T-800)

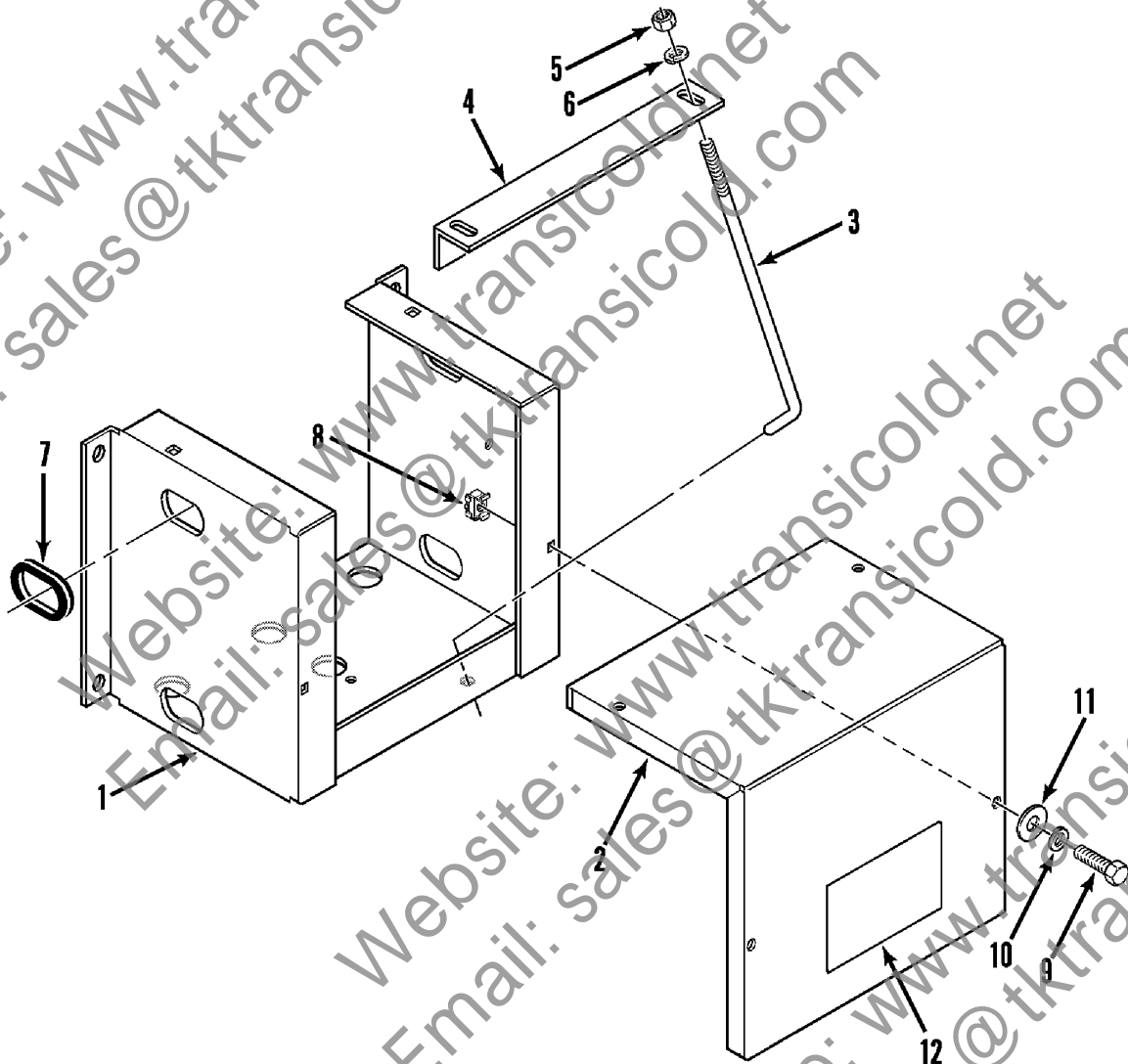


LOW SOUND Ldb KIT (T-600 & T-800)



Revised
01/28/13

REF	PART NO.	DESCRIPTION	
1	78-1708	FAN - condenser (Ldb kit)	
	55-141	SCREW - fan	4
	55-790	LOCKWASHER	4
2	77-1699	HUB - fan	1
	55-8650	SCREW - hub	2
	55-790	LOCKWASHER	6
	55-371	FLATWASHER	2
3	55-7555	KEY	1
4	92-1551	ORIFICE - condenser fan	1
5	92-7953	PANEL - blockoff	1
6	92-7955	LOUVER - sound	2
7	33-4525	SOUNDFOAM - engine door	1
	33-5077	SOUNDFOAM - engine door	1
	51-2375	BUTTON - trim	1
8	33-4527	SOUNDFOAM - engine cover	1
	51-1984	CLIP - foam retainer	5
9	98-8223	COVER - engine (see 235A9)	1
10	98-8214	SCREEN - top (see 235A9)	1
11	51-1926	SCREW - screen (25mm)	5
	51-1929	SCREW - screen (16mm)	3
	55-8782	WASHER	8
	55-2536	CLAMP - screen	3
	55-6023	SPACER	1
	51-1994	U-NUT	1
12	33-4521	SOUNDFOAM - grille	1
13	33-5078	SOUNDFOAM - engine	1

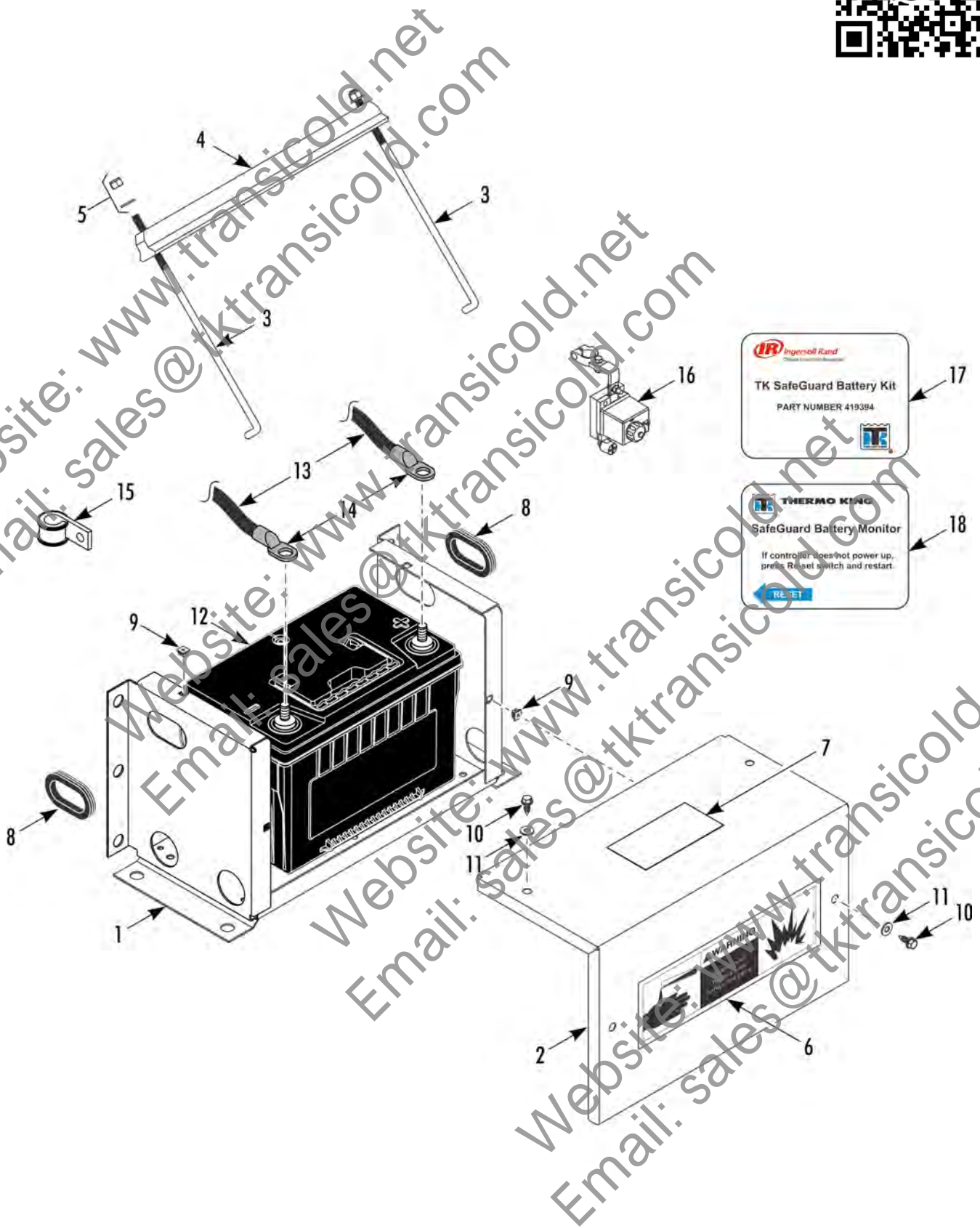


BATTERY BOX ASSEMBLY (TSA)



Revised
08/15/11

REF	PART NO.	DESCRIPTION	
	45-897	BOX - battery (does not include battery)	
1	98-2011	*BOX - battery	1
2	98-1957	*COVER - battery box	1
3	99-5716	*ROD - battery holddown (13.5 lg)	2
	99-7170	*ROD - battery holddown (11.25 lg)	2
4	91-1344	*ANGLE - battery holddown	1
5	55-2542	*NUT	2
6	55-371	*FLATWASHER	2
7	33-1371	*GROMMET	2
8	55-4974	*NUT - captive	4
9	55-3018	*SCREW - cover	4
10	55-2993	*LOCKWASHER	4
11	55-2086	*FLATWASHER	4
12	99-4490	NAMEPLATE - Warning	1
	99-5714	NAMEPLATE - Corrosive	1
	99-5715	NAMEPLATE - recommended batteries	1
	203-339	BATTERY (480CCA)	1
	203-340	BATTERY (625CCA)	1
	203-774	BATTERY (640 CCA)	1
	203-777	BATTERY - EON (880 CCA)	1

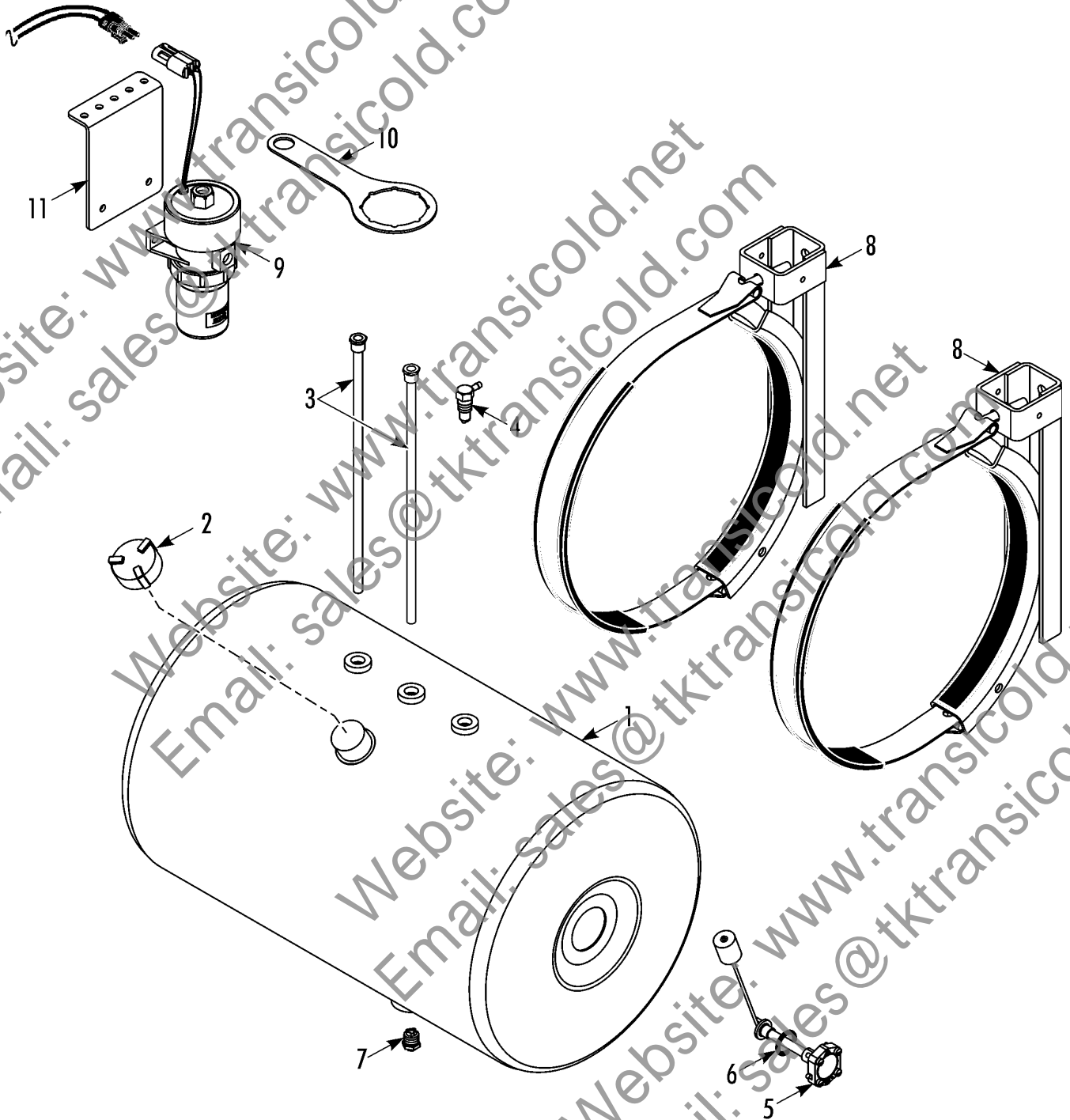


BATTERY BOX ASSEMBLY (EMEIA)



Revised
06/08/13

REF	PART NO.	DESCRIPTION	
	45-1583	BOX (complete, does not include battery)	
1	98-4616	*BOX - battery	1
2	98-4617	*COVER - battery box	1
3	99-7170	*ROD - battery holddown	2
4	91-1344	*ANGLE - battery holddown	1
5	55-2542	*NUT	3
	55-2958	*FLATWASHER	3
6	99-5714	*NAMEPLATE - Warning	1
7	99-4491	*NAMEPLATE - This Side Up	1
8	33-1371	*GROMMET	2
9	55-2871	*NUT - grommet	4
10	55-5646	*SCREW - cover	4
11	55-2086	*FLATWASHER	4
12	203-339	BATTERY (480 CCA)	1
	203-340	BATTERY (625 CCA)	1
	203-774	BATTERY (640 CCA)	1
	203-765	BATTERY (760 CCA)	1
	203-777	BATTERY - EON (880 CCA)	1
13	41-8597	CABLE - battery (21 ft)	2
	42-642	CABLE - battery (8.4 M, 27.5 ft)	1
	41-3921	CABLE - battery (43 ft)	1
	41-429	CABLE - battery (39 ft)	1
	44-7578	CABLE - battery (16 in)	2
14	41-8598	TERMINAL - battery cable	2
15	55-549	CLAMP - cable	8
	55-5641	SCREW - clamp	8
16	40-1118	KIT - battery disconnect (SafeGuard)	1
	41-9394	*SWITCH - SafeGuard (12V)	1
	33-4844	*FOAM - switch	1
17	92-8695	*NAMEPLATE - Battery SafeGuard	1
18	92-8693	*NAMEPLATE - Battery Reset	1



FUEL TANK & PUMP GROUP



Revised
08/21/11

REF	PART NO.	DESCRIPTION	
1	12-927	TANK - fuel (30 gal 18 dia)	
2	11-7984	*CAP - fuel tank	1
3	11-5331	*TUBE - fuel	2
4	55-5617	*VENT - check	1
5	11-2593	*GAUGE - fuel	1
	11-5450	*DIAL - fuel gauge	1
6	33-4818	**O-RING - gauge to tank	1
7	11-9134	*DRAIN - ball check	1
8	98-8077	BAND - fuel tank	2
	55-3686	NUT	2
	55-5431	FLATWASHER	2
9	41-7059	PUMP - fuel	1
	10-376	*KIT - filter (diesel)	1
	10-378	*KIT - bowl & gasket	1
	33-4256	*GASKET - bowl to body	1
10	204-1166	WRENCH - fuel bowl	1
11	92-5656	BRACKET - fuel pump	1
	55-1587	SCREW - bracket	2
	55-4953	NUT	2



THERMO KING

1

T-500R

15

T-600

4

T-570R

7

T-600M

12

T-800

5

T-600R

8

T-800M

13

T-1000

6

T-800R

9

T-1000M

14

T-1000R

10



17



16

T-1200R whisper

11

18

220 VAC
50 Hz 3Ø

23

220/230 VAC
60 Hz 3Ø

24

230 VAC
50 Hz 3Ø

25

380 VAC
50 Hz 3Ø

26

400 VAC
50 Hz 3Ø

27

400/460 VAC
50/60 Hz 3Ø

28

R 404A
REFRIGERANT TYPE
COMPRESSION OIL TYPE

19

203-513
POLYOL ESTER ISO 35

20

R 404A

21



22

WARNING
Do Not Operate Scroll
Compressor with Service or
Receiver Tank Valves Closed.
Compressor Damage Will
Occur.

29

DRUCKBEHAELTER
HERSTELLER _____
NR _____
BALLJAHR _____
ZUL. BETRIEBSDRUCK XX.X BAR
#HALT X.X L
THERMO KING EUROPE, GALWAY IRELAND

31

30

NAMEPLATES



Revised
01/23/13

REF	PART NO.	DESCRIPTION	
1	92-7653	NAMEPLATE - TK Logo	
2	92-7654	NAMEPLATE - Thermo King	1
3	92-7367	NAMEPLATE - IR Logo	1
4	92-7664	NAMEPLATE - T-600	1
5	92-7665	NAMEPLATE - T-800	1
6	92-7652	NAMEPLATE - T-1000	1
7	92-9247	NAMEPLATE - T-570R	1
8	92-8129	NAMEPLATE - T-600R	1
9	92-8130	NAMEPLATE - T-800R	1
10	92-8145	NAMEPLATE - T-1000R	1
	92-9113	NAMEPLATE - T-1000R	1
11	92-7791	NAMEPLATE - T-1200R	1
12	92-9376	NAMEPLATE - T-600M	1
13	92-9245	NAMEPLATE - T-800M	1
14	92-9246	NAMEPLATE - T-1000M	1
15	92-9699	NAMEPLATE - T-500R	1
16	92-6772	NAMEPLATE - Green Tech	1
17	92-9112	NAMEPLATE - SPECTRUM	1
18	92-8726	NAMEPLATE - WHISPER (black)	1
	92-9616	NAMEPLATE - WHISPER (white)	1
19	91-5886	NAMEPLATE - R404A	1
20	92-326	NAMEPLATE - Compressor Oil	1
21	91-5882	NAMEPLATE - R404A	1
22	99-9084	NAMEPLATE - Arrow	1
23	91-2368	NAMEPLATE - 220 VAC 50Hz 3 phase	1
24	91-1920	NAMEPLATE - 220-230 VAC 60Hz 3 phase	1
25	92-4320	NAMEPLATE - 230 VAC 50Hz 3 phase	1
26	99-9700	NAMEPLATE - 380 VAC 50 Hz 3 phase	1
27	92-4321	NAMEPLATE - 400 VAC 50Hz 3 phase	1
28	92-4322	NAMEPLATE - 400/460 VAC 50/60Hz 3 phase	1
29	91-5658	NAMEPLATE - LPCO Switch	1
30	92-7184	NAMEPLATE - Relay Board (SR-2)	1
	92-8824	NAMEPLATE - Relay Board (SR-3)	1



THERMO KING

1

T-500R

15

T-600

4

T-570R

7

T-600M

12

T-800

5

T-600R

8

T-800M

13

T-1000

6

T-800R

9

T-1000M

14

T-1000R

10



17



16

T-1200R whisper

11

18

220 VAC
50 Hz 3Ø

23

220/230 VAC
60 Hz 3Ø

24

R 404A
REFRIGERANT TYPE
COMPRESSION OIL TYPE

19

203-513
POLYOL ESTER ISO 35

20

R 404A

21



22

230 VAC
50 Hz 3Ø

25

380 VAC
50 Hz 3Ø

26

WARNING ⚠
Do Not Operate Scroll
Compressor with Service or
Receiver Tank Valves Closed.
Compressor Damage Will
Occur.

29

400 VAC
50 Hz 3Ø

27

400/460 VAC
50/60 Hz 3Ø

28

DRUCKBEHAELTER
HERSTELLER _____
NR _____
BALLJAHR _____
ZUL. BETRIEBSDRUCK XX.X BAR
#HALT _____ X.X L
THERMO KING EUROPE, GALWAY IRELAND

31

SERIAL NUMBER	
1	2
3	4
5	6
7	8
9	10
11	12
13	14
15	16
17	18
19	20
21	22
23	24
25	26
27	28
29	30
31	32
33	34
35	36
37	38
39	40
41	42
43	44
45	46
47	48
49	50
51	52
53	54
55	56
57	58
59	60
61	62
63	64
65	66
67	68
69	70
71	72
73	74
75	76
77	78
79	80
81	82
83	84
85	86
87	88
89	90
91	92
93	94
95	96
97	98
99	100

30



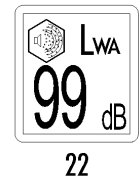
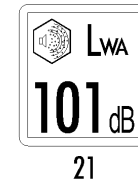
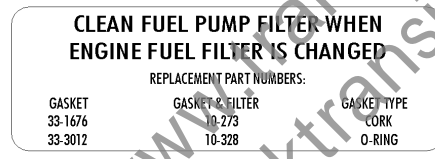
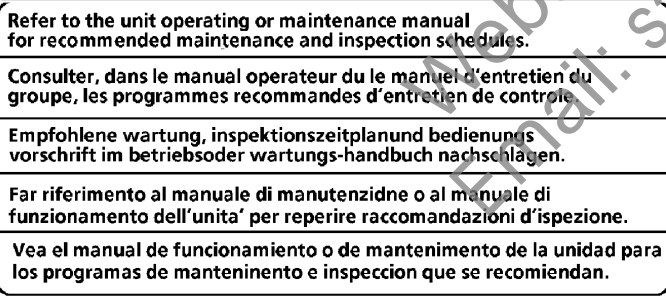
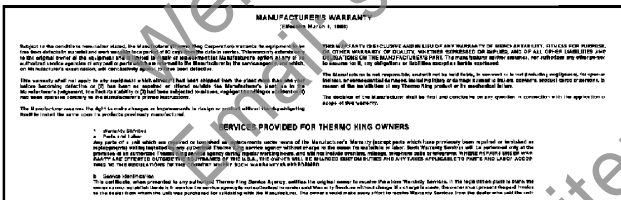
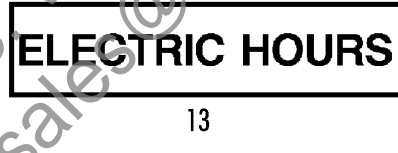
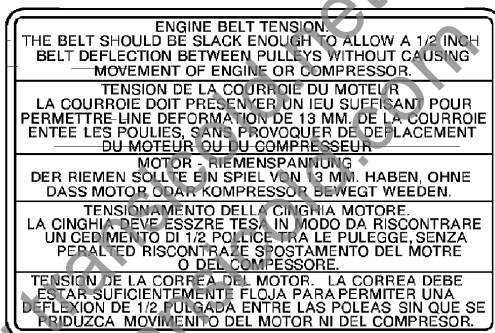
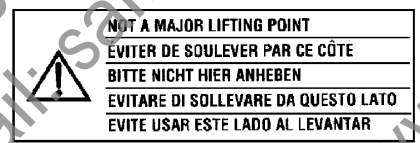

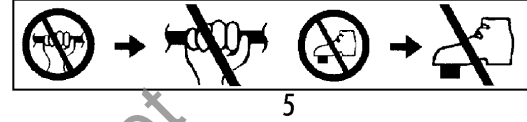

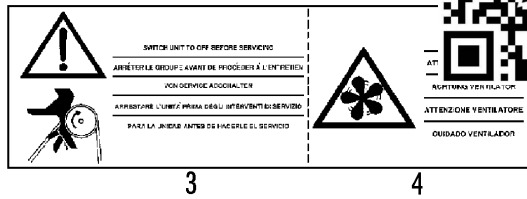
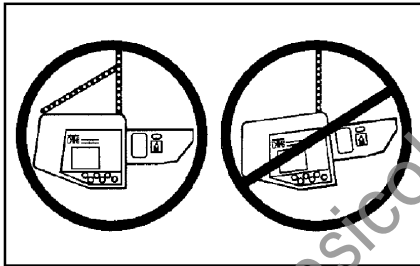
REF	PART NO.	DESCRIPTION	
31	92-1944	NAMEPLATE - Pressure Vessel (condenser)	
	92-1946	NAMEPLATE - Pressure Vessel (evaporator)	1
	92-1947	NAMEPLATE - Pressure Vessel (accumulator)	1
	91-7419	NAMEPLATE - Pressure Vessel (heat exchanger)	1
	92-1945	NAMEPLATE - Pressure Vessel (receiver)	1

Website: www.transicold.net
Email: sales@tktransicold.com

Website: www.transicold.net
Email: sales@tktransicold.com

Website: www.transicold.net
Email: sales@tktransicold.com

Website: www.transicold.net
Email: sales@tktransicold.com





REF	PART NO.	DESCRIPTION	
1	91-3357	NAMEPLATE - Caution Lifting	1
2	99-7834	NAMEPLATE - Caution	1
3	93-644	NAMEPLATE - Caution	1
4	91-4815	NAMEPLATE - Caution, Fan	1
5	99-9857	NAMEPLATE - Warning	1
6	91-4816	NAMEPLATE - Caution, High Voltage	1
7	91-8799	NAMEPLATE - Caution, Cycle Sentry	1
8	91-1739	NAMEPLATE - Warning, Not A Major Lifting Point	1
9	99-4806	NAMEPLATE - Warranty (TSA)	1
	91-7989	NAMEPLATE - Warranty (EMEIA)	1
10	99-9954	NAMEPLATE - Belt Tension	1
11	91-4811	NAMEPLATE - Run hours	1
12	99-9526	NAMEPLATE - Bypass Oil Filter	1
13	91-4810	NAMEPLATE - Electric hours	1
14	99-8509	NAMEPLATE - Maintenance	1
	92-176	NAMEPLATE - Maintenance (Japan)	1
15	91-4809	NAMEPLATE - Engine hours	1
16	99-9525	NAMEPLATE - Fuel Filter	1
17	91-9972	NAMEPLATE - Battery Terminal	1
18	91-9973	NAMEPLATE - Battery Terminal	1
19	99-4660	NAMEPLATE - Positive	1
20	99-4661	NAMEPLATE - Negative	1
21	92-4311	NAMEPLATE - Sound Power (101 Ldb)	1
22	92-2923	NAMEPLATE - Sound Power (99 Ldb)	1
23	92-5374	NAMEPLATE - Sound Power (103 Ldb)	1
24	91-8860	NAMEPLATE - Clean Fuel Pump	1
25	92-5947	NAMEPLATE - Tethers	1



Ingersoll Rand's Climate Solutions sector delivers energy-efficient HVACR solutions for customers globally. Its world class brands include Thermo King, the leader in transport temperature control and Trane, a provider of energy efficient heating, ventilating and air conditioning systems, building and contracting services, parts support and advanced controls for commercial buildings and homes.

Distributed by:

Thermo King Corporate

314 West 90th Street
Minneapolis, MN 55420
Direct (952) 887-2200



Parts Manual



SLXI 400

TK 61481-2-PM (Rev. 4-12-17)



Website: www.transicold.net
Email: sales@tktransicold.com

Website: www.transicold.net
Email: sales@tktransicold.com

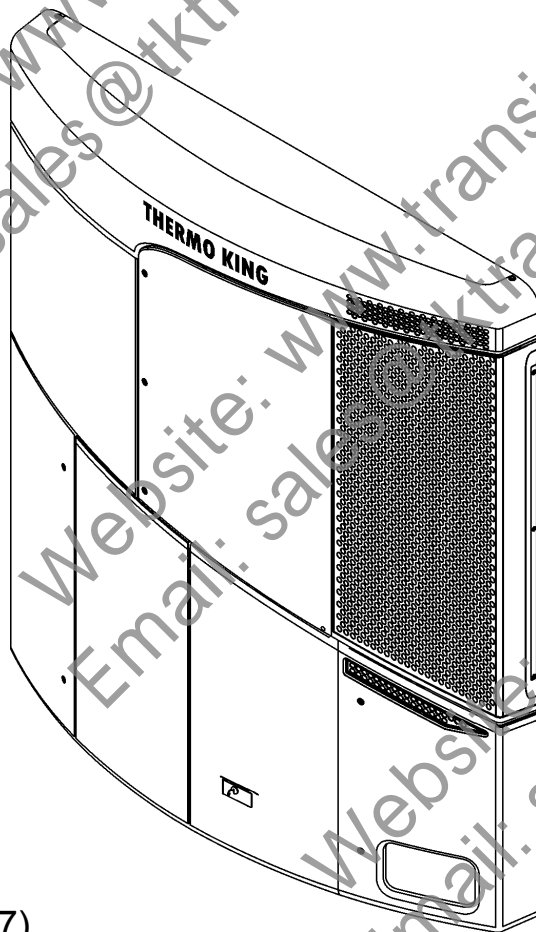
Website: www.transicold.net
Email: sales@tktransicold.com

Website: www.transicold.net
Email: sales@tktransicold.com



SLXI 400

61481



Printed (April 12, 2017)

Copyright © 03/13/17 – Thermo King Corp. - Minneapolis, MN U.S.A.
Printed in the U.S.A.

General Information

Table of Contents

This Parts Manual contains a numerical table of contents listing each assembly name, its associated Grid number and page number. The numerical table of contents is arranged numerically by Grid number. There are references in a parts list referring to other Grid numbers; the numerical table of contents is arranged to facilitate finding the referenced illustrations.

Contact Information

Customer Service:

844-TKCOLDE (844-852-6533)

Dealer Locator:

<http://dealers.thermoking.com/dealer-locator.html>

Assemblies and Subassemblies

When parts are indented in the description preceded with an asterisk (*). This indicates it is available separately or included in an



GRID NO. 67D6

SWITCH PANEL ASSEMBLY

REF	PART NO.	DESCRIPTION	QTY
	451239	PANEL - assy, switch	1
1	991960	*PANEL	1
	996280	**NAMEPLATE - panelx	1
2	330743	*GASKET	1

For example: The Switch Panel Nameplate (996280) is available separately, available as part of the Switch Panel (991960) and with the Panel Assembly (451239).

ABBREVIATIONS:

The following abbreviations appear in Parts Manuals.

A AC alternating current	ext external	pkg package
A/R as required	F F Fahrenheit	ph phase
accum accumulator	fill fillister	pos positive
adj adjusting	fi fuel injection	psi pounds per square inch
al aluminum	fl flare	R rad radiator
alt alternator	fpt female pipe thread	rcvr receiver
A or amp ampere	ft feet	ref reference
assy assembly	ftg fitting	reg regulator
ASQ Ask for Quote	G gal gallon	req required
B bd board	H hex hexagon	rpm revolutions per minute
brg bearing	hh hexagon head	S sec second
brkr breaker	hd head	slid solder
brkt bracket	hp horsepower	soc hd socket head
C C Celsius	hsg housing	sol solenoid
cw clockwise	I id inside diameter	spl special
ccw counter-clockwise	in inch (2.54 cm)	sq square
cam camshaft	incl includes	ss stainless steel
cm centimeters	inj injection	std standard
compr compressor	int internal	stl steel
cond condenser	int th internal tooth	suct suction
conn connector	K kvv kiloWatt	sw switch
cyl cylinder	L l Liter (Litre)	T TBD To Be Determined
D def defrost	liq liquid	term terminal
deg degree	lg long	temp temperature
dehyd dehydrator	M M Meter (Metre)	thk thick
dia diameter	mm Millimeter (Millimetre)	TSA Transport Solutions Americas
DC direct current	mpt male pipe thread	U us undersize
disc discharge	mod modulating	V vib vibrasorber
diff differential	N neg negative	v Volt
E EMI Extended Maintenance Interval	No number	W W watt
EMEIA Europe, Middle East, India and Africa	NS not supplied	w/ with
eng engine	NSS not sold separately	w/o without
exch exchanger	O os oversized	
exp expansion	od outside diameter	
	ors o-ring seal	
	P pcb printed circuit board	



SLXI 400

Contents

Grid Name	Grid	Page
SLXI 400 REFERENCE SHEET	22U5	6
CYLINDER BLOCK GROUP (TK486V)	309A9	8
GEAR CASE GROUP (TK486V)	309B1	10
FLYWHEEL HOUSING GROUP (TK486V)	309B2	12
OIL SUMP GROUP (TK486V)	309B3	14
CYLINDER HEAD & VALVE COVER (TK486V)	309B4	16
CRANKSHAFT & PISTON GROUP (TK486V)	309B5	20
INTAKE & EXHAUST MANIFOLD (TK486V)	309B6	22
CAMSHAFT & DRIVE GEAR GROUP (TK486V)	309B7	24
OIL FILTER & PUMP GROUP (TK486V)	309B8	26
WATER PUMP ASSEMBLY (TK486V)	309B9	30
FUEL PUMP ASSEMBLY (TK486V)	309C1	32
FUEL INJECTION GROUP (TK486V)	309C2	34
FUEL INJECTION PUMP GROUP (TK486V)	309C3	36
FUEL INJECTION NOZZLE (TK486V)	309C4	40
GASKET SET (TK486V)	309C5	42
THROTTLE SOLENOID GROUP	309D4	46
FUEL FILTER & HOSES	309D5	48
INTAKE & EXHAUST GROUP	309D6	52
COOLANT GROUP	309D7	54
ENGINE MOUNT	309D8	56
ENGINE COUPLER / CLUTCH	312B4	58
BELTS & BLOWERS	312B6	60
IDLER	290H2	64
IDLER	225E3	66
IDLER CLUTCH	225E4	68
CONDENSER BLOWERS	309E2	70
EVAPORATOR BLOWER	309E3	72
FANSHAFT	225D13	76
TENSIONER CLUTCH	261F2	78
CROSS SHAFT (30 units)	226C2	80
REFRIGERATION COMPONENTS	312B5	82
REFRIGERATION CLAMPS & MOUNTING	309H4	86
MICRO-CHANNEL CONDENSER COIL	309H5	90
COMPRESSOR GROUP X430P (W/ INTERNAL OIL FILTER)	309H6	92
COMPRESSOR - X430P (w/ internal oil filter)	293E2	96
COMPRESSOR GASKET SET (300326, X430P)	272E0	102
3-WAY VALVE ASSEMBLY	226C6	104
ELECTRIC COMPONENTS (30 UNITS)	310A1	106
ELECTRIC COMPONENTS (50 UNITS)	310A2	110
COMPONENT MOUNTING	310A3	114
CONTROL BOX (PLASTIC BOX)	310A4	118
HIGH VOLTAGE TRAY ASSEMBLY	310A5	122
TELEMATICS BLUEBOX	310B6	124
DOOR SWITCH - LOW PROFILE	212G7	126
AIR CHUTE	279E3	128



SLXI 400 Contents

Grid Name	Grid	Page
STATUS/ TEMPERATURE/ FUEL LEVEL DISPLAYS (Europe)	298E5	130
TouchPrint DATALOGGER (Trailer Units)	270G0	132
TouchPrint DATALOGGER	270E10	134
USB DATALOGGER	279G1	136
TouchPrint PRINTER (Trailer Units)	275D8	138
SOLAR PANEL	290H0	140
TouchPrint PRINTER	275D9	142
TAIL LIFT CHARGER (9/14 & After)	290A5	144
REAR REMOTE CONTROLLER	228A1	146
DROP-DOWN HMI BOX (plastic control box)	259A1	148
ANTIFROST KIT (discharge air control)	251G1	150
CONDENSER FRAME, EVAPORATOR PANELS & GRILLES	310A6	152
DOORS AND PANELS, UPPER SECTION	310A7	154
DOORS, BOTTOM SECTION	310A8	158
DOORS, BOTTOM SECTION (W/ WHISPER OPTION)	310B8	162
PROTECTION BARS	256E1	166
FUEL FILTER (Optional)	235F9	168
FUEL FILTER (Optional w/ electric heater)	250F3	170
PLASTIC FUEL TANK	187B0	172
FUEL TANK (100L ALUMINUM)	310B9	176
FUEL TANK (190L ALUMINUM)	310C1	178
NAMEPLATES	310A9	182

SLXI 400
Contents

Grid Name



Grid Page

Website: www.transicold.net
Email: sales@tktransicold.com

Website: www.transicold.net
Email: sales@tktransicold.com

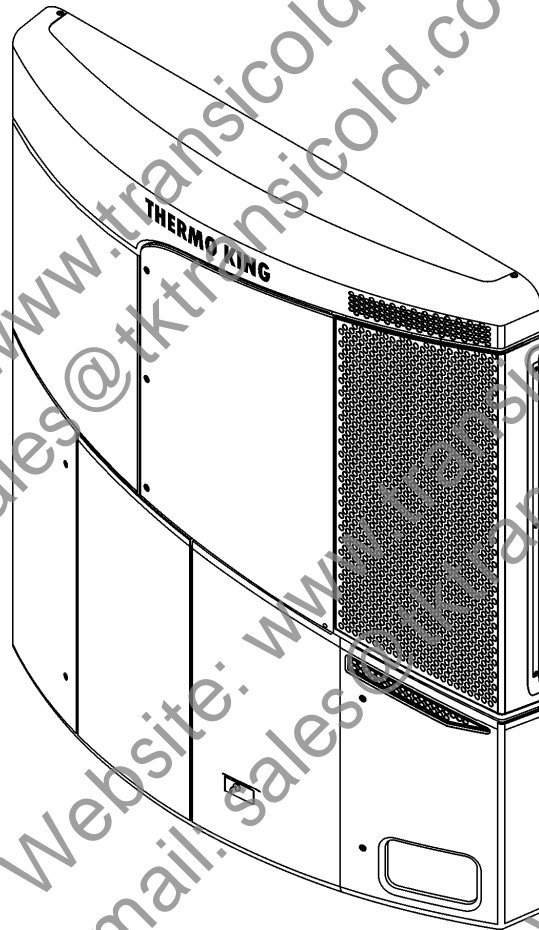
Website: www.transicold.net
Email: sales@tktransicold.com

Website: www.transicold.net
Email: sales@tktransicold.com

22U5



SLXI 400 REFERENCE SHEET



Revised
04/06/17

SLXi 400 REFERENCE SHEET

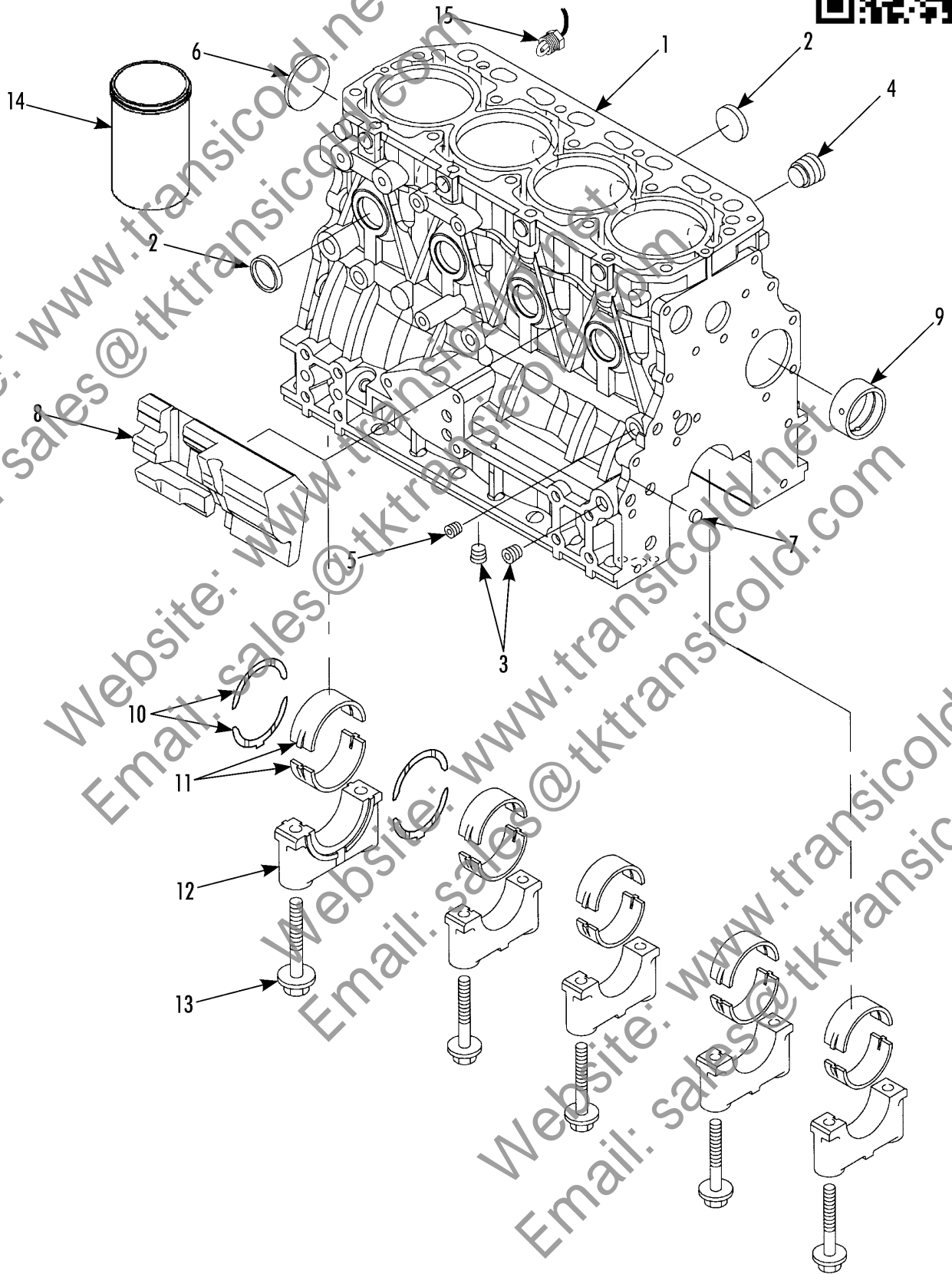


B/M	DESCRIPTION
903583	System - SLXi 400 50, R452A
903584	System - SLXi 400 30, R452A
049311	Alternator 120A
049470	SLXi 400 50 R452A
049471	SLXi 400 50 R404A
049509	White Skins
049510	White Skins w/ Whisper Option
049563	SLXi 400 30 Refrigerant R452A
049564	SLXi 400 30 Refrigerant R404A
049576	Silver Skins
049577	Silver Skins w/ Whisper Option
705901	Remote Light Status - Triple Combo
705912	Remote Light Status - Triple Combo

309A9



CYLINDER BLOCK GROUP (TK486V)



Revised
12/27/16

CYLINDER BLOCK GROUP (TK486V)

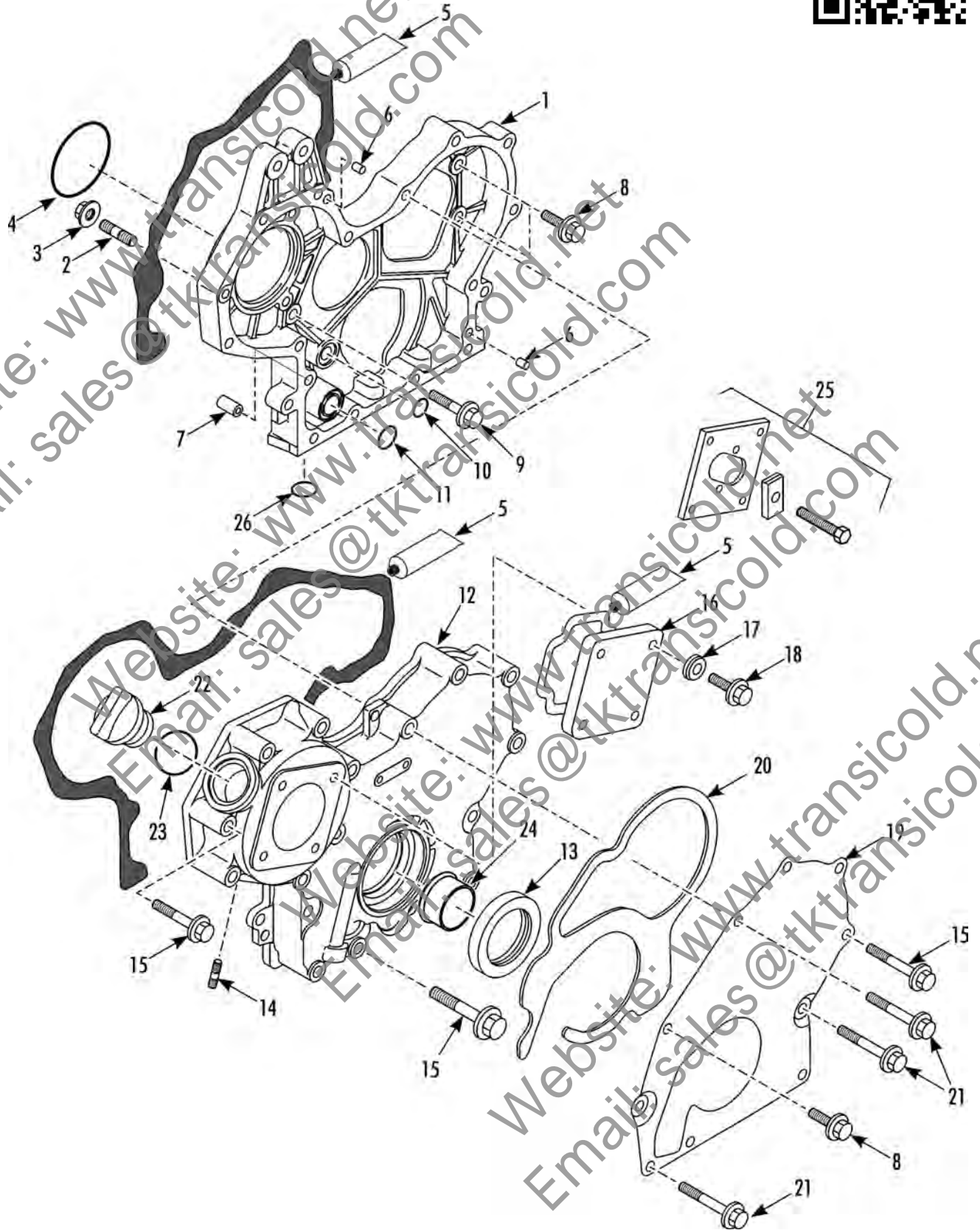


REF	PART NO.	DESCRIPTION	
	1010414	ENGINE (TK486V, interim TIER 4 compliant, 12V, 2200 rpm, new exchange)	
1	NSS	* BLOCK - cylinder	1
2	115499	* PLUG - frost (30 mm)	8
3	556176TKA	* PLUG - pipe (1/4)	3
4	556229	* PLUG	1
5	554593	* PLUG - pipe (1/8)	1
6	511188	* PLUG - frost (50 mm)	1
7	116555	* PLUG - frost (12 mm)	2
8	130318	* SPACER	1
9	130926	* BUSHING - camshaft	1
10	130927	* BEARING - thrust (std)	2
	130928TKA	* BEARING - thrust (0.25 mm os)	2
11	130920TKA	* BEARING - main	5
	130921	* BEARING - main (0.25 mm os)	5
12	NSS	* CAP - bearing	4
13	558852	* BOLT - bearing cap	10
14	118919	LINER - service	4
15	412317	HEATER - frost plug	1

309B1



GEAR CASE GROUP (TK486V)



Revised
10/31/16

GEAR CASE GROUP (TK486V)

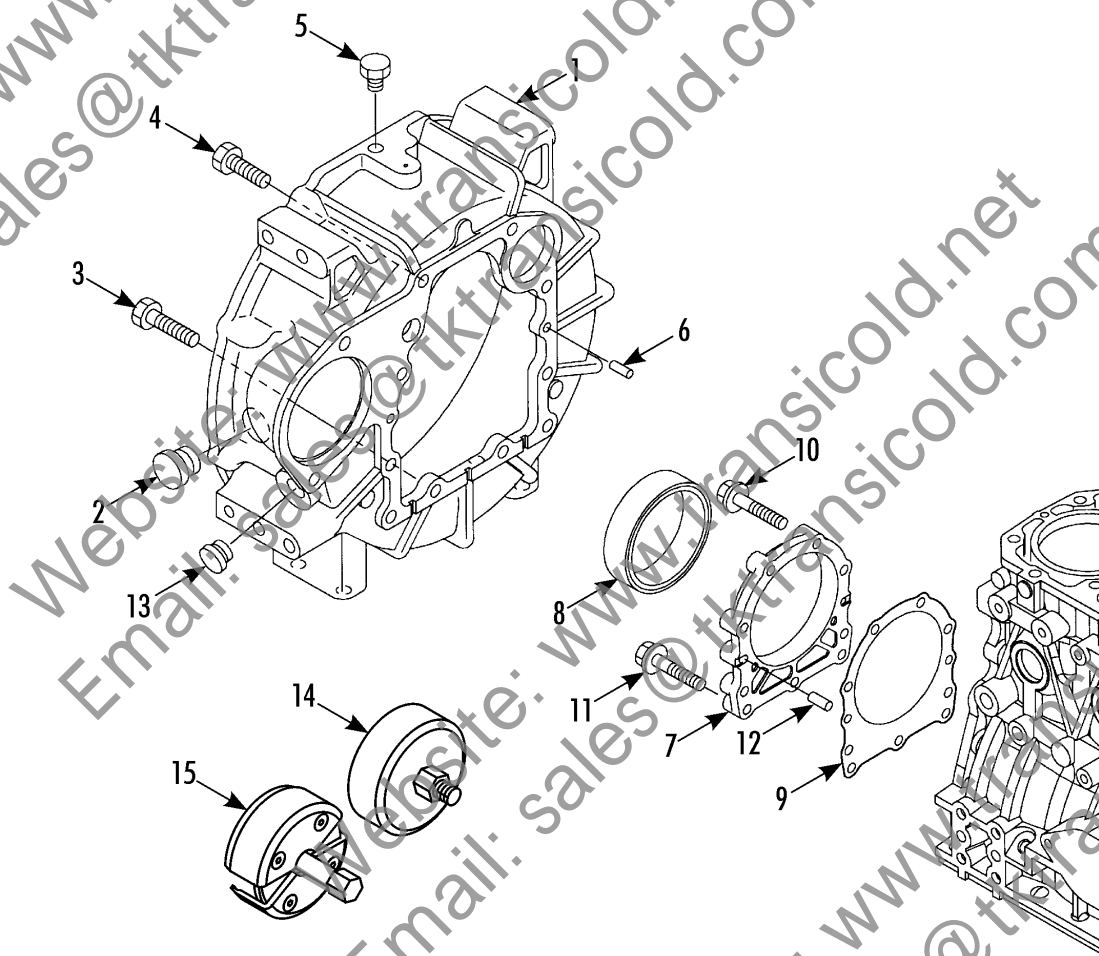


REF	PART NO.	DESCRIPTION	
1	130319	CASE - gear	
2	511146	STUD - injection pump	3
3	510594	NUT	3
4	331953	O-RING - injection pump	1
5	2030348	GASKET - adhesive	A/R
6	555816	PIN - dowel	2
7	556234	PIN - dowel	2
8	558441	SCREW - case (16 mm)	3
9	555809	SCREW - case (45 mm)	1
10	333821TKA	O-RING - gear case (16 mm)	1
11	334089TKA	O-RING - gear case (20 mm)	1
12	130322	COVER - gear case	1
13	334088	* SEAL - oil	1
14	556367	* STUD - fuel pump	3
15	556236	SCREW - cover (55 mm)	8
16	115082	COVER	1
17	554622TKA	WASHER - sealing	4
18	558854TKA	SCREW - cover (12 mm)	4
19	130321	COVER - sound shield	1
20	334087	GASKET - cover	1
21	556237	SCREW - cover (85 mm)	7
22	115091	CAP - oil fill	1
23	331954	O-RING - cap	1
24	119592	SPEEDI SLEEVE - front seal	1
25	2041011	TOOL - injection pump gear remover	1
26	334089TKA	O-RING	1

309B2




FLYWHEEL HOUSING GROUP (TK48)



Revised
11/04/16

FLYWHEEL HOUSING GROUP (TK486V)

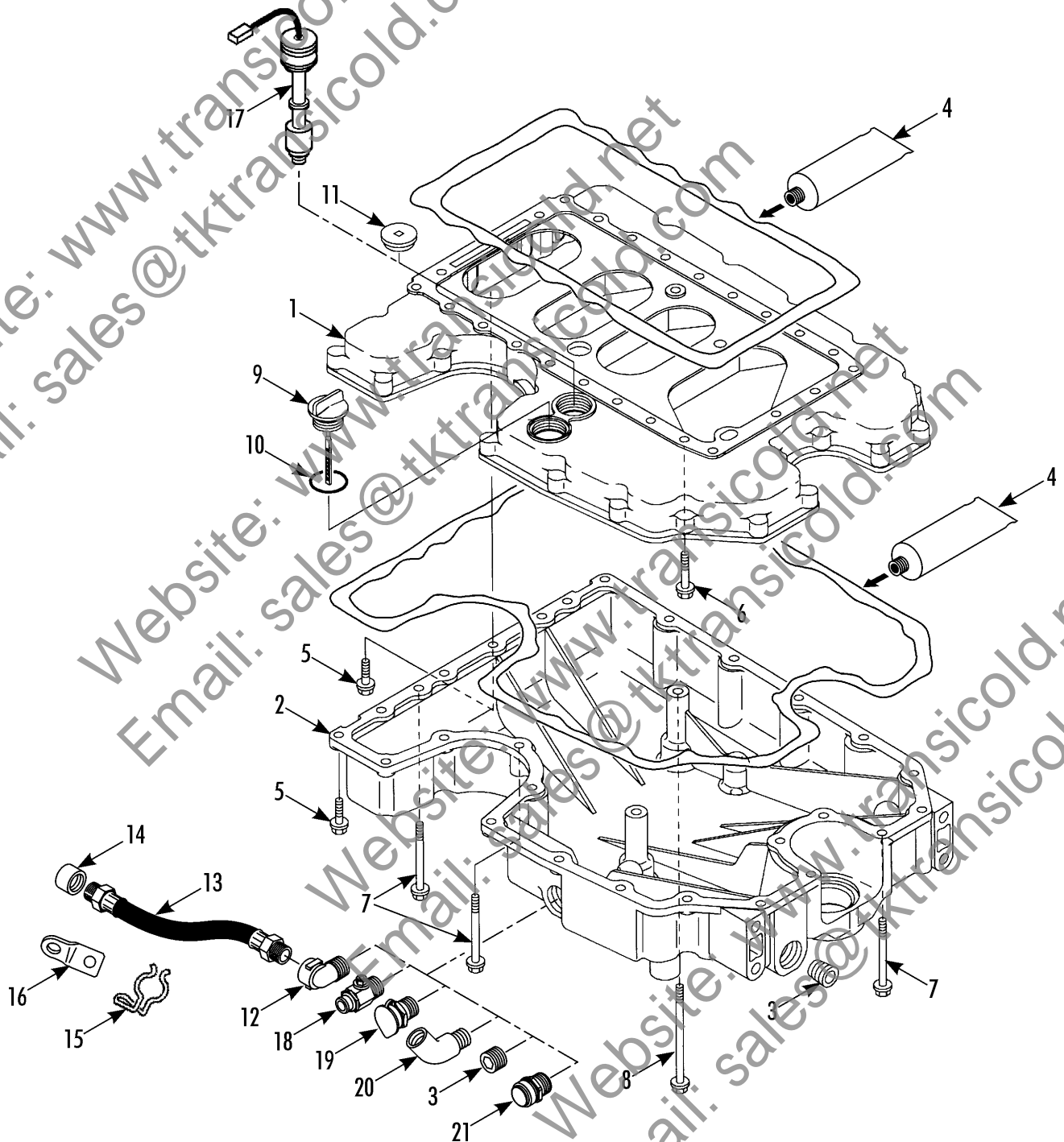


REF	PART NO.	DESCRIPTION	
1	120823	HOUSING - flywheel	
2	116031	PLUG - access hole	1
3	558856	SCREW - housing (30 mm)	4
4	556537	SCREW - housing (25 mm)	6
5	558855	SCREW - plug (M12 x 16)	1
6	555816	PIN - dowel	2
7	118924	CASE - oil seal	1
8	332974	SEAL - oil (axial)	1
9	332969	GASKET - oil seal case	1
10	511149	SCREW - case (30 mm)	6
11	556191	SCREW - case (35 mm)	3
12	555816	PIN - dowel	2
13	511162	SCREW - housing	1
14	2040952	TOOL - seal installer	1
15	2040994	TOOL - seal remover	1

309B3




OIL SUMP GROUP (TK486V)



Revised
10/31/16

OIL SUMP GROUP (TK486V)

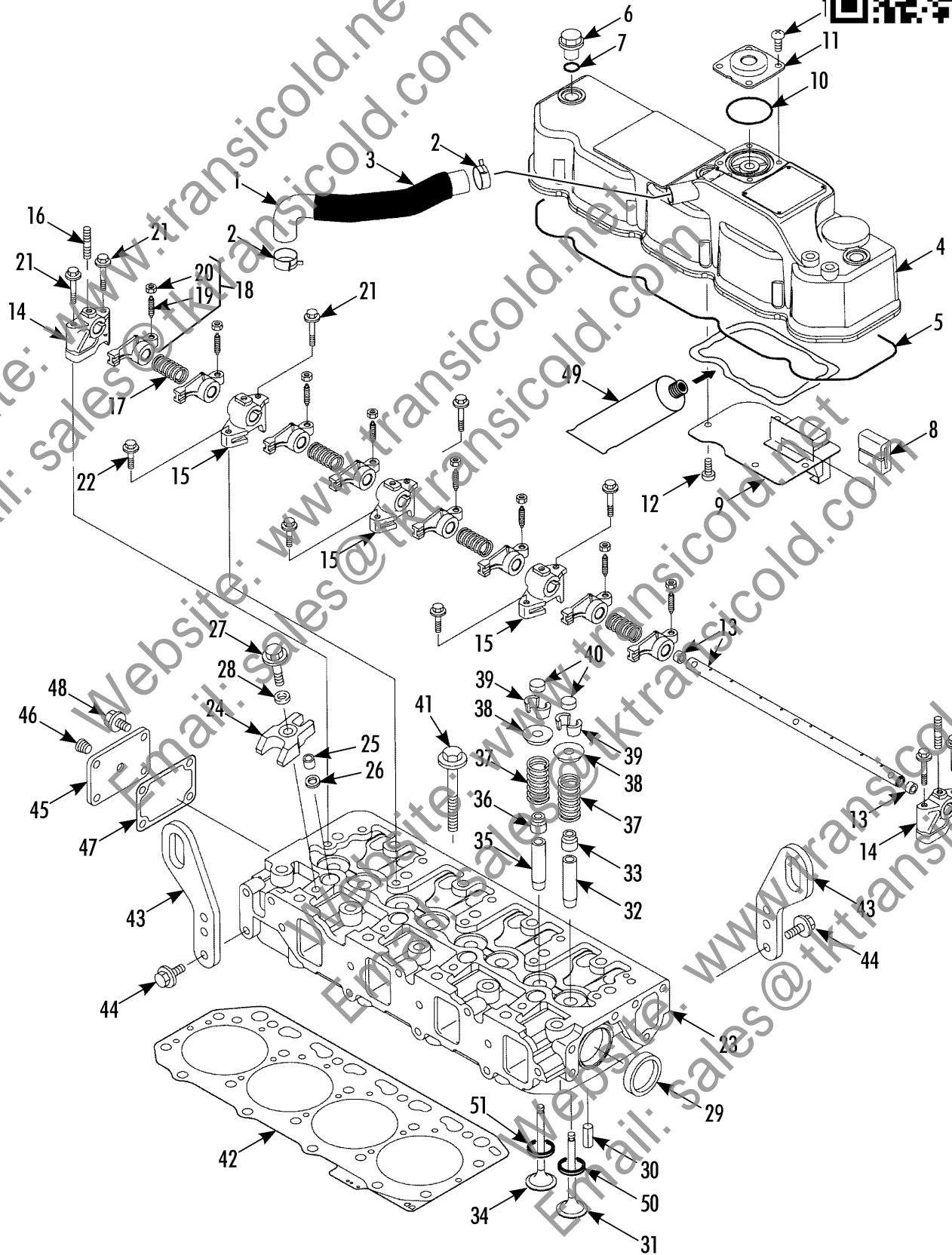



REF	PART NO.	DESCRIPTION	
1	120868	SUMP - oil (upper)	
2	120869	SUMP - oil (lower)	1
3	558437	* PLUG - drain	2
4	2030348	GASKET - adhesive (RTV silicone)	A/R
5	556246	SCREW - oil base (25 mm)	15
6	555809	SCREW - oil base (45 mm)	19
7	556237	SCREW - oil base (85 mm)	12
8	511150TKA	SCREW - oil base (120 mm)	1
9	118667	DIPSTICK	1
10	334090	O-RING - dipstick	1
11	118923	CAP (units w/o oil level switch, push-in type)	1
12	559167	ELBOW - hose (90 degree)	1
13	118984	HOSE - oil drain (10 in long)	1
	115911	HOSE - oil drain (17 in long)	1
14	555081	CAP - hose	1
15	914823	CLIP - hose	1
	551587	SCREW - clip	1
	552086	FLATWASHER	1
	554953	NUT	1
16	917191	BRACKET - clip	1
17	414470	SWITCH - oil level (threaded type)	1
	334160	* O-RING - switch	1
18	119338	VALVE - oil drain	1
19	119448	FITTING - oil drain (ESOC)	1
20	553744	ELBOW - hose (45 degree)	1
21	131063	FITTING - oil drain w/cap	1

309B4



CYLINDER HEAD & VALVE COVER (TK486V)



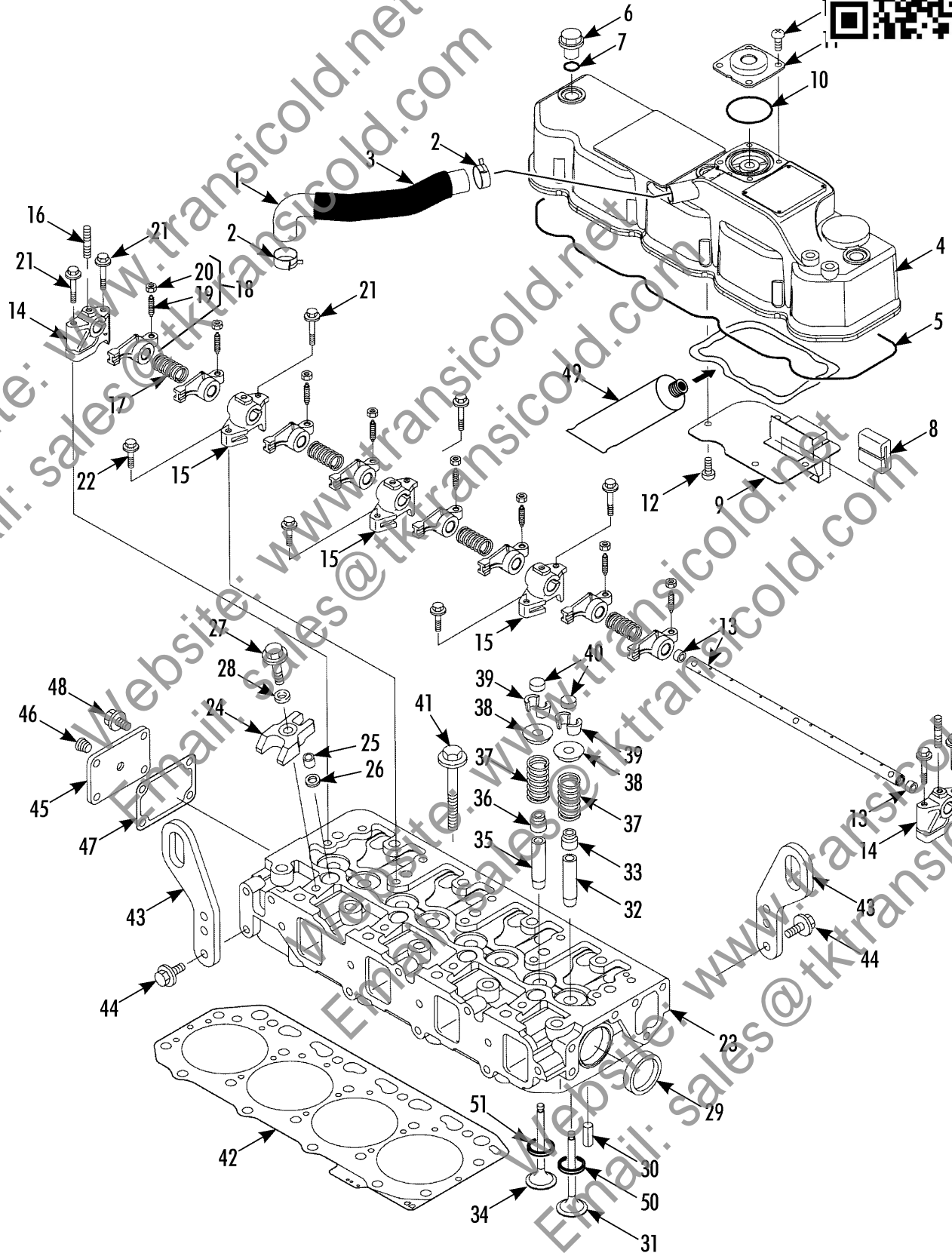
Revised
10/31/16**CYLINDER HEAD & VALVE COVER
(TK486V)**


REF	PART NO.	DESCRIPTION	
1	130344	PIPE - breather	
2	558442	* CLAMP - hose (24)	2
3	913542	TUBE - sponge (insulation, cut to 11.0 in lg)	1
4	130337	COVER - valve	1
5	130340	* GASKET - valve cover	1
6	115103	* KNOB - valve cover	3
7	333512	* O-RING - cover	3
8	118671	* BAFFLE - breather	1
9	130338	* PLATE - baffle	1
10	332762TKA	* O-RING	1
11	130339	* COVER - breather	1
12	510598TKA	* SCREW - cover	8
13	130332TKA	SHAFT - rocker arm	1
	130335	* SHAFT - rocker arm	1
14	130333	* SUPPORT - rocker arm	2
15	130334	* SUPPORT - rocker arm	3
16	556245	* STUD - valve cover	3
17	116704	* SPRING	4
18	130336	* ARM - rocker	8
19	558859	** SCREW - valve adjust	8
20	558860	** NUT	8
21	556193	SCREW - support (50 mm)	7
22	556246	SCREW - support (25 mm)	3
23	121092	HEAD - cylinder	1
24	130342TKA	* RETAINER - nozzle	4
25	130341TKA	* PROTECTOR - nozzle	4
26	116707	* GASKET - copper (nozzle seat)	4
27	556191	* SCREW - nozzle retainer	4
28	511151	* WASHER	4
29	116567	* PLUG - frost (40 mm)	1

309B4



CYLINDER HEAD & VALVE COVER (TK486V)



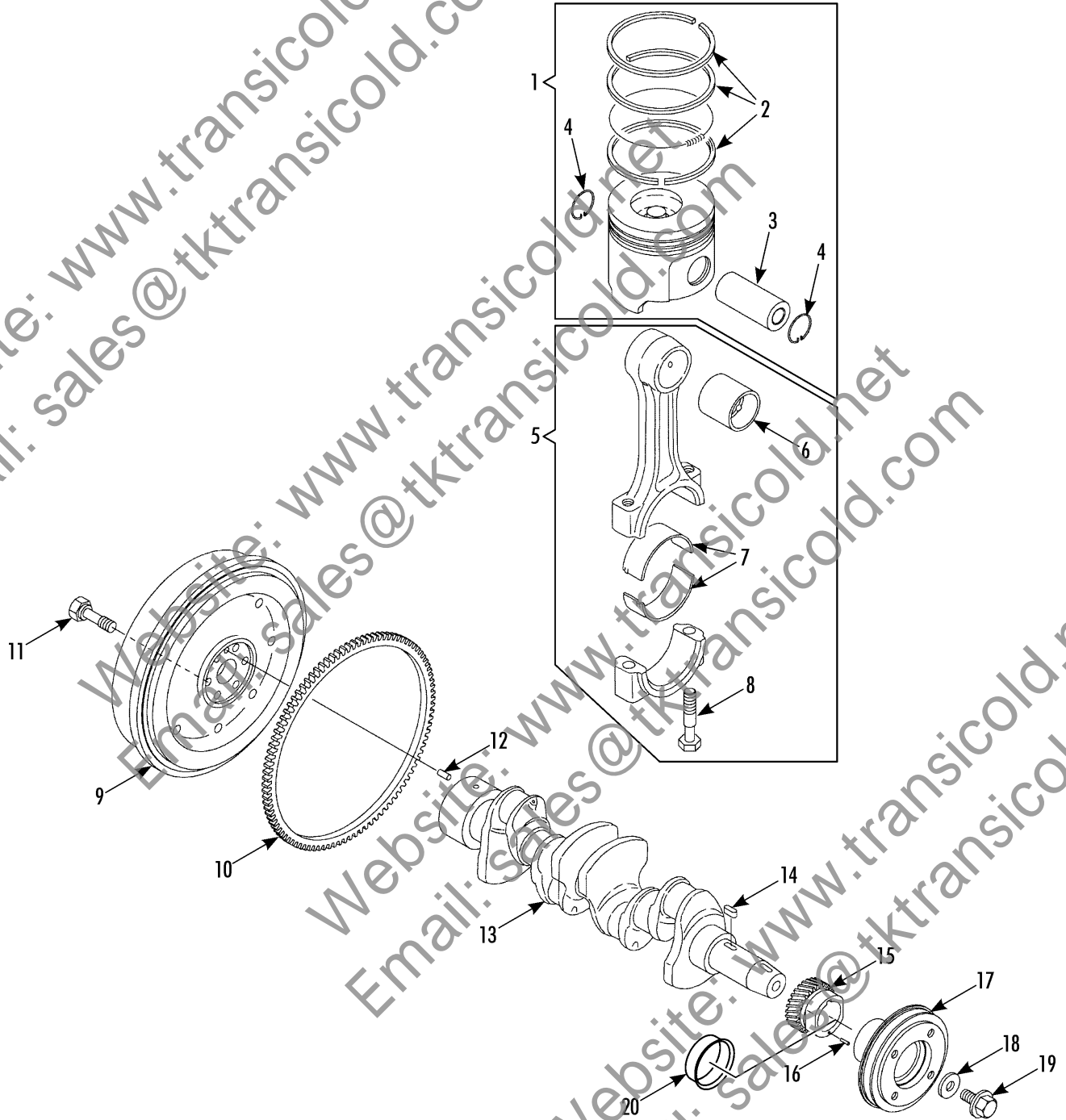
Revised
10/31/16**CYLINDER HEAD & VALVE COVER
(TK486V)**

REF	PART NO.	DESCRIPTION	
30	555803	* PIN - spring	
31	130932	* VALVE - intake	4
32	118928	* GUIDE - valve (intake)	4
33	118935	* SEAL - valve stem (intake)	4
34	130659	* VALVE - exhaust	4
35	118929	* GUIDE - valve (exhaust)	4
36	118934	* SEAL - valve stem (exhaust, marked w/ yellow stripe)	4
37	118932	* SPRING - valve	8
38	118933	* RETAINER - spring	8
39	558858	* KEEPER - valve	8
40	118936	* CAP - valve	8
41	558853	SCREW - cylinder head	18
42	335056	GASKET - head (see Service Bulletin TT537)	1
43	130126	LIFTER - engine	2
44	555801	SCREW - lifter	4
45	118942	* FLANGE	1
46	555763	* PLUG	1
47	332934TKA	GASKET - flange	1
48	558441	SCREW - flange	4
49	2030348	GASKET - liquid	A/R
50	130648	SEAT - valve (intake)	4
51	118927	SEAT - valve (exhaust)	4

309B5



CRANKSHAFT & PISTON GROUP (TK



Revised
10/31/16

CRANKSHAFT & PISTON GROUP (TK486V)

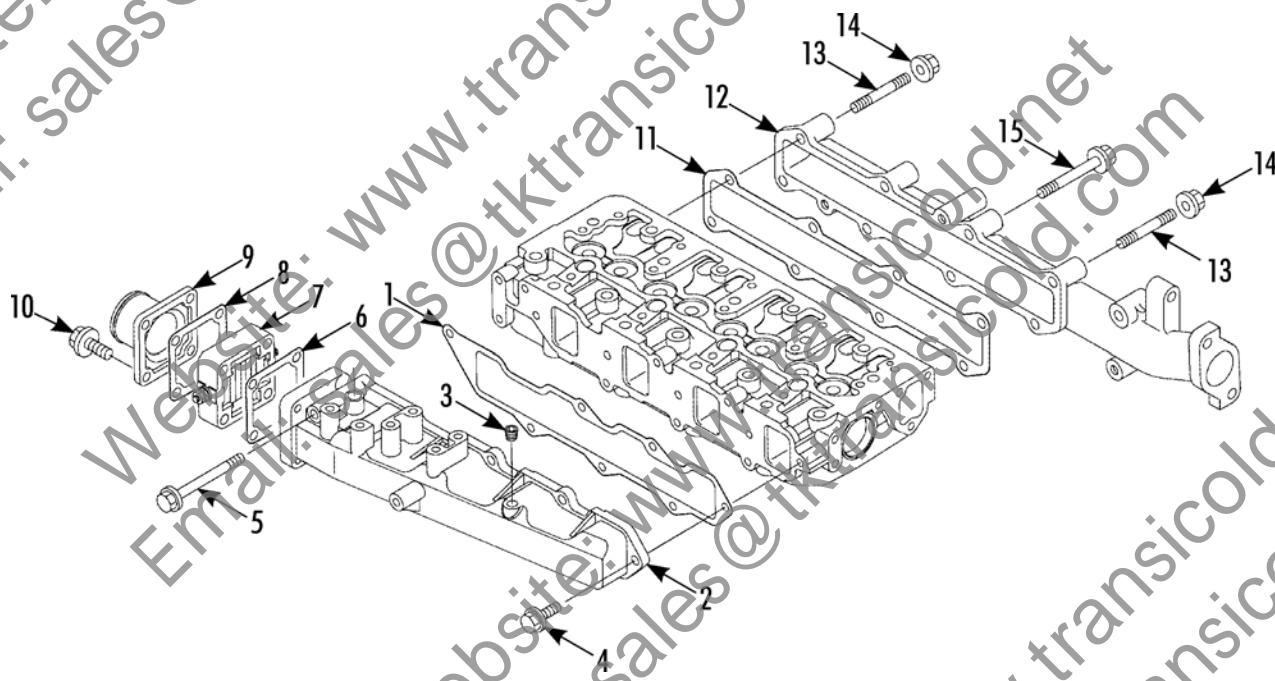


REF	PART NO.	DESCRIPTION	
1	131064	PISTON (std, incl 2-4)	
	131065	PISTON (w/ ring, 0.25 mm os)	4
	131066	PISTON (w/ ring, 0.50 mm os)	4
2	130355	* RING SET (std)	2
	130461TKA	* RING SET (0.25 mm os)	4
	130455	* RING SET (0.50 mm os)	4
3	118950	* PIN - piston	4
4	118951	* CIRCLIP	8
5	118952	ROD - connecting	4
6	118953	* BUSHING - piston pin	4
7	130924	* BEARING - connecting rod (std)	4
	130925	* BEARING - connecting rod (0.25 mm os)	4
8	558865TKA	* BOLT - connecting rod	8
9	120750	FLYWHEEL	1
10	131138	* GEAR - ring	1
11	558864	BOLT - flywheel	6
12	555816	PIN - dowel	1
13	130351TKA	CRANKSHAFT	1
14	116719	* KEY - gear	1
15	130352TKA	GEAR - crankshaft	1
16	554668	PIN - spring	1
17	130353	PULLEY - crankshaft	1
18	556249	WASHER	1
19	556250	BOLT - v-pulley	1
20	119592	SPEEDI SLEEVE - front seal	1

309B6



INTAKE & EXHAUST MANIFOLD (TK4)



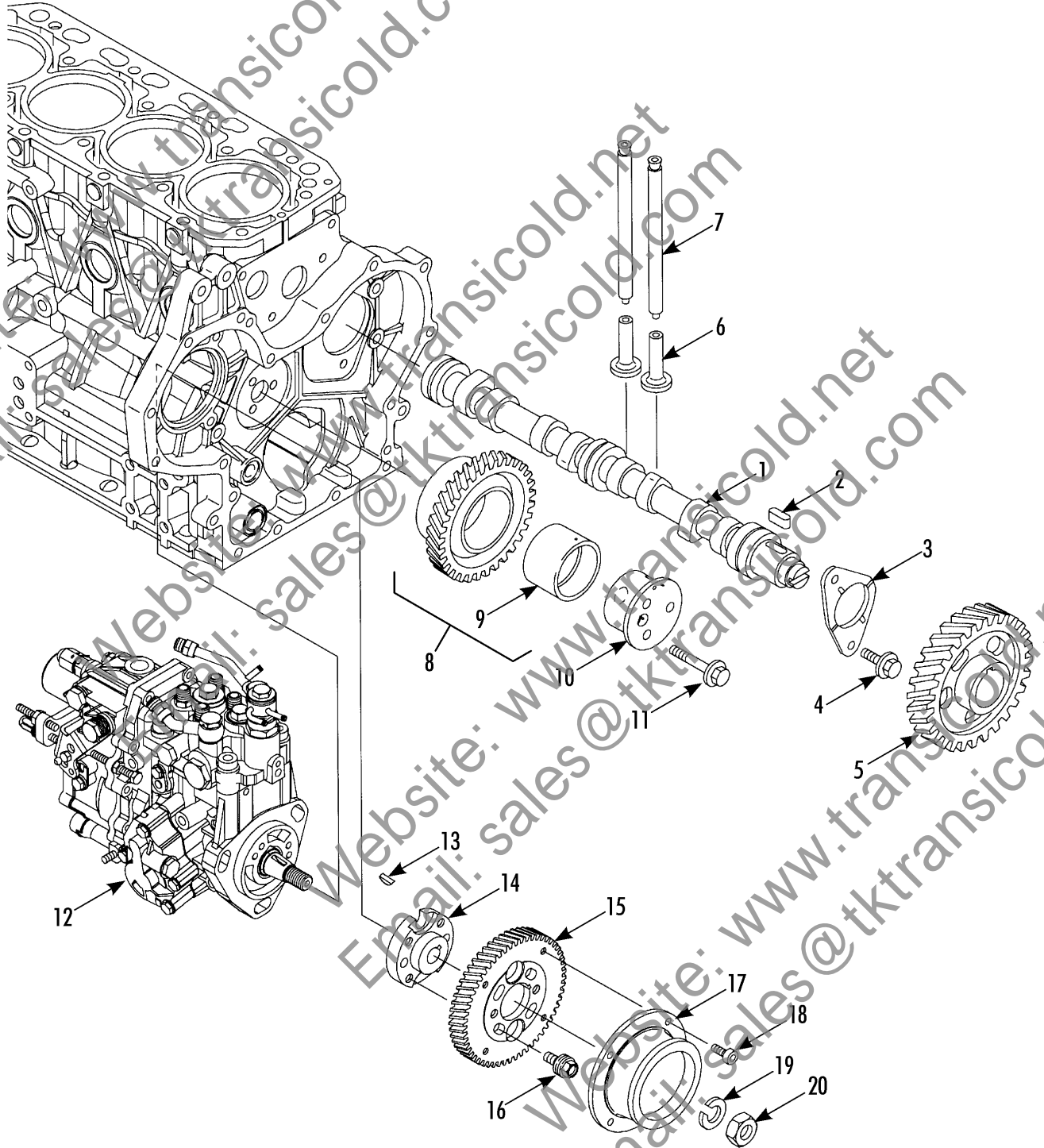
Revised
10/31/16**INTAKE & EXHAUST MANIFOLD (TK486V)**


REF	PART NO.	DESCRIPTION	
1	332936	GASKET - intake manifold	
2	130343	MANIFOLD - intake	1
3	555763	* PLUG	1
4	556188TKA	SCREW - intake manifold (20 mm)	6
5	558717	SCREW - intake manifold (80 mm)	1
6	332765	GASKET - air heater	1
7	412147	HEATER - air	1
8	332764	GASKET - inlet	1
9	119266	INLET - intake manifold	1
10	556191	SCREW - inlet (35 mm)	4
11	332937	GASKET - exhaust manifold	1
12	118944	MANIFOLD - exhaust	1
13	511153	STUD - exhaust manifold	2
14	510594	NUT	2
15	511152	SCREW - exhaust manifold (40 mm)	7

309B7



CAMSHAFT & DRIVE GEAR GROUP (TK486V)



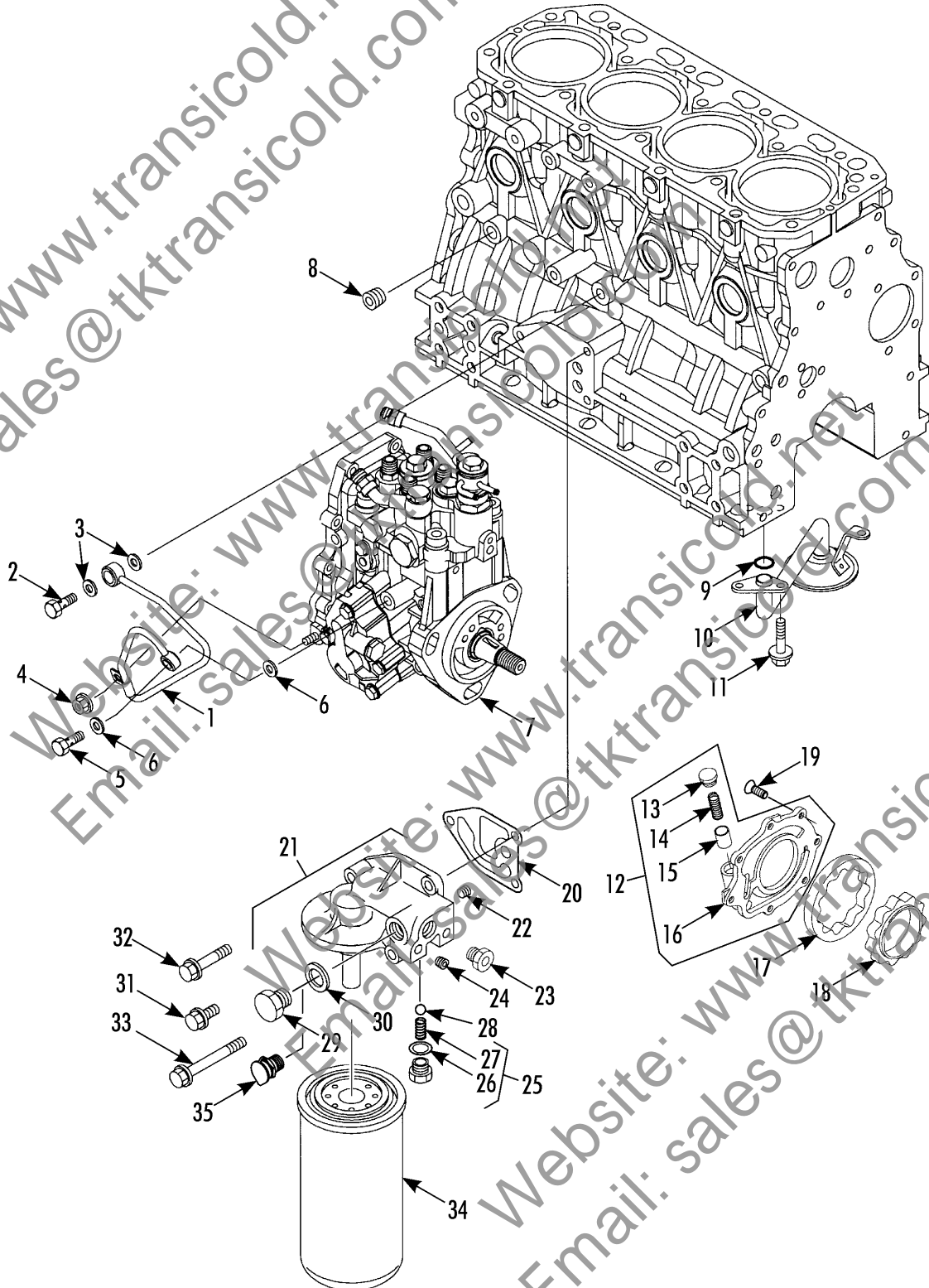
Revised
10/31/16**CAMSHAFT & DRIVE GEAR GROUP
(TK486V)**

REF	PART NO.	DESCRIPTION	
1	119261	CAMSHAFT (incl items 2 thru 5)	
2	116719	* KEY - gear	1
3	NSS	* BEARING - thrust	1
4	555801	* BOLT - plate	2
5	116716	* GEAR - camshaft	1
6	116717	TAPPET	8
7	118945	ROD - push	8
8	130930TKA	GEAR (w/ bushing)	1
9	132299	* BUSHING - idler gear	1
10	130345	SHAFT - idler gear	1
11	555772	SCREW - gear	2
12	1010362	PUMP - fuel injection (2200 rpm, see 309C2)	1
13	512009	KEY - gear	1
14	130350	FLANGE	1
15	130349	GEAR - injection pump	1
16	559222	SCREW - gear	4
17	130346	CAM - feed pump	1
18	559223	SCREW - cam	4
19	511154	WASHER	1
20	511155	NUT	1

309B8



OIL FILTER & PUMP GROUP (TK486V)



Revised
10/31/16

OIL FILTER & PUMP GROUP (TK486V)

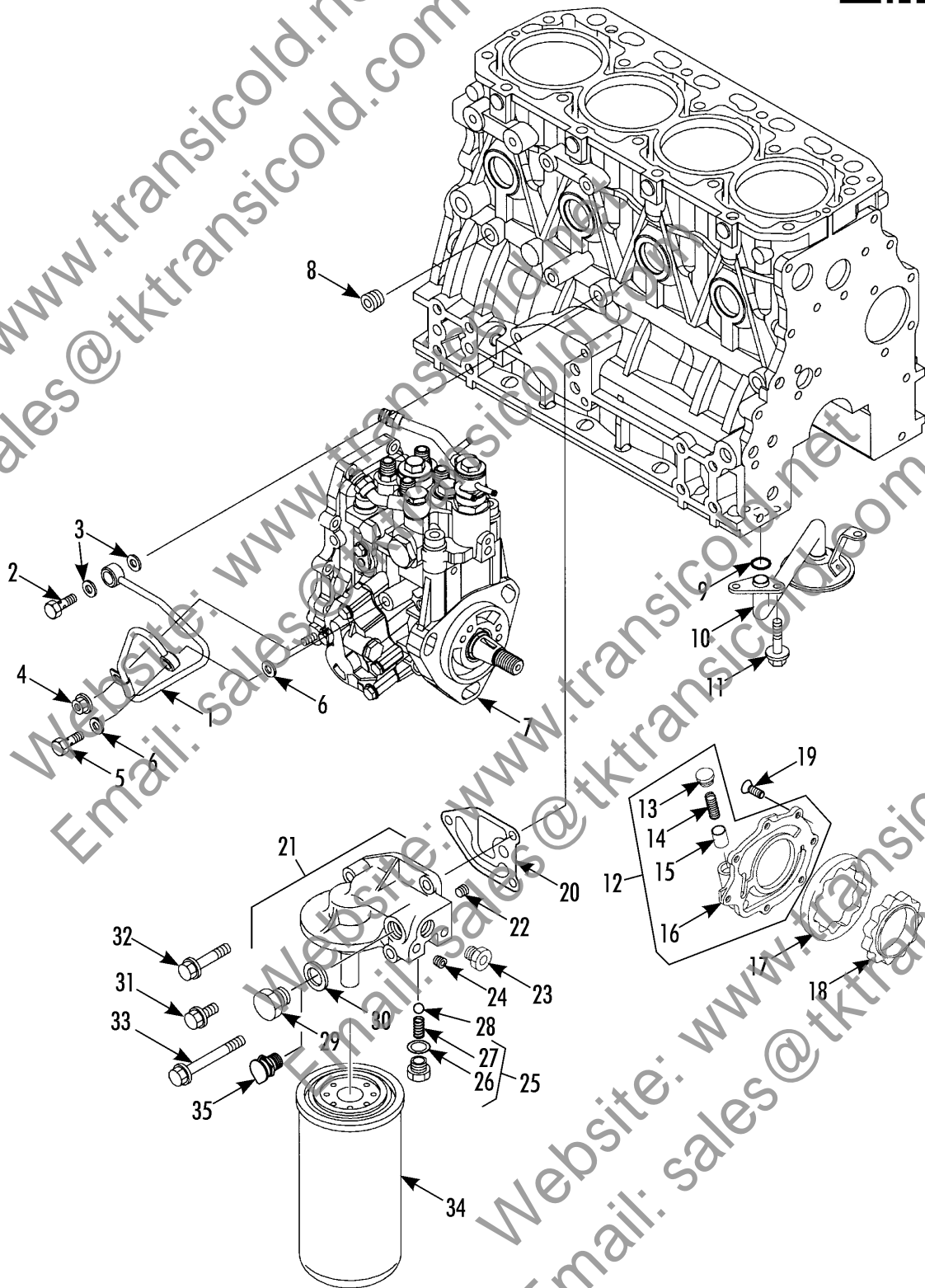


REF	PART NO.	DESCRIPTION	
1	130357	PIPE - oil	
2	554644	BOLT - eye	1
3	333833TKA	SEAL - washer (10)	2
4	555792	NUT	1
5	511158	BOLT - eye	1
6	554622TKA	WASHER - sealing (8)	2
7	1010362	PUMP - fuel injection (2200 rpm, see 309C2)	1
8	511159	PLUG	1
9	334089TKA	O-RING - pipe	1
10	130356	PIPE - oil pickup	1
11	558441	SCREW - pipe (16 mm)	2
12	130323	COVER - oil pump (w/ check valve)	1
13	511147	* PLUG	1
14	130325	* SPRING	1
15	130324	* VALVE - check	1
16	130326	* COVER - oil pump	1
17	130328	ROTOR - outer	1
18	130327	ROTOR - inner	1
19	510592	SCREW - oil pump	7
20	332931	GASKET - oil filter bracket	1
21	119354	BRACKET - filter (incl 22 - 30)	1
22	118964	* ORIFICE	1
23	510593	* PLUG (3/8)	1
24	555763	* PLUG (1/8)	2
25	118995	* VALVE - check	1
26	511157	** WASHER - sealing (14)	1
27	118965	** SPRING	1
28	558868	* BALL	1
29	511156TKA	* PLUG	1
30	511157	* WASHER - sealing (14)	1

309B8




OIL FILTER & PUMP GROUP (TK486V)



Revised
10/31/16

OIL FILTER & PUMP GROUP (TK486V)



REF	PART NO.	DESCRIPTION	
31	556188TKA	SCREW - bracket (20 mm)	
32	555809	SCREW - bracket (45 mm)	1
33	558869	SCREW - bracket (75 mm)	1
34	119182	FILTER - oil (EMI 3000)	1
35	119447	FITTING - oil inlet (ESOC)	1

Website: www.transicold.net
 Email: sales@tktransicold.com

Website: www.transicold.net
 Email: sales@tktransicold.com

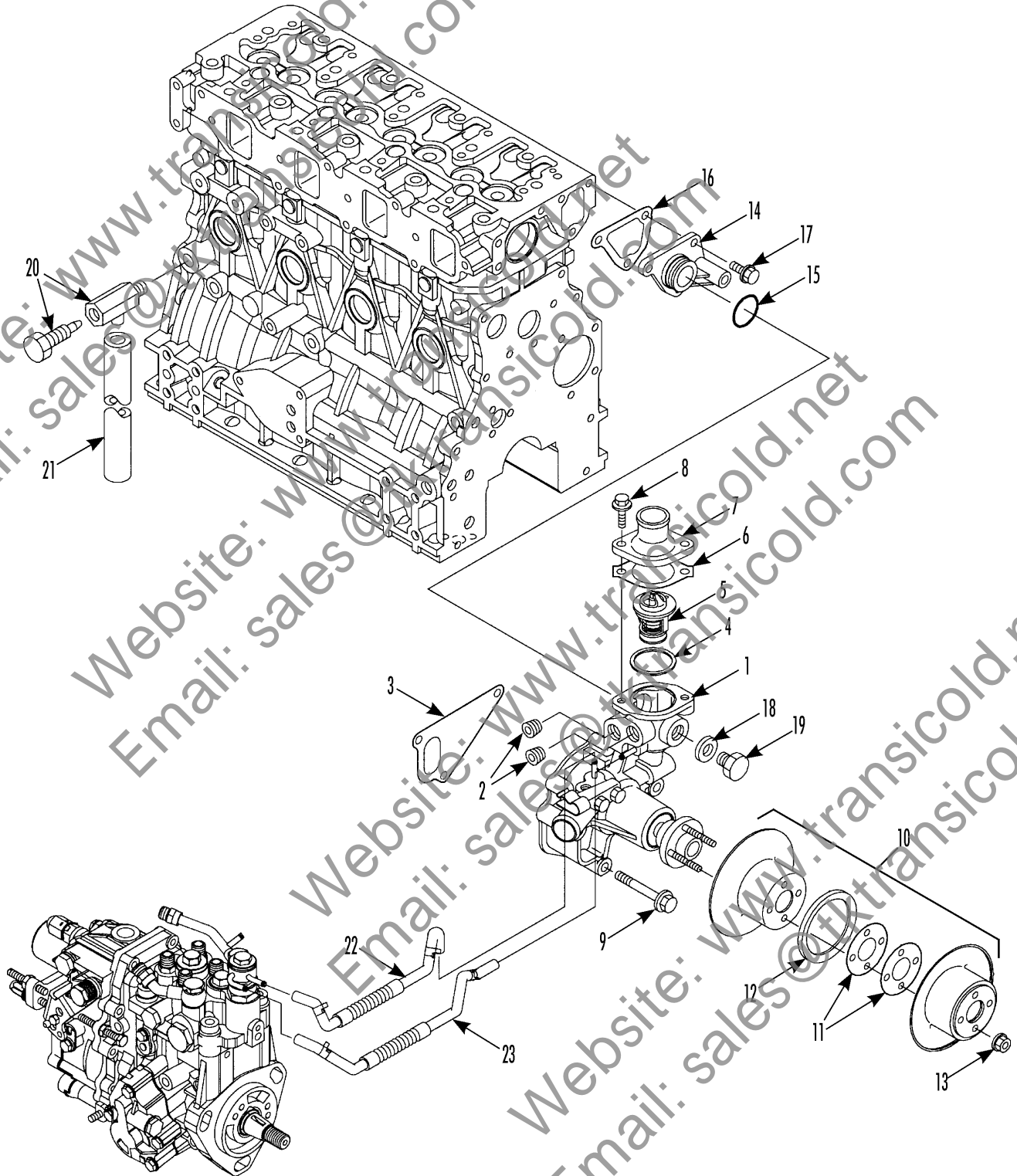
Website: www.transicold.net
 Email: sales@tktransicold.com

Website: www.transicold.net
 Email: sales@tktransicold.com

309B9



WATER PUMP ASSEMBLY (TK486V)



Revised
04/06/17

WATER PUMP ASSEMBLY (TK486V)

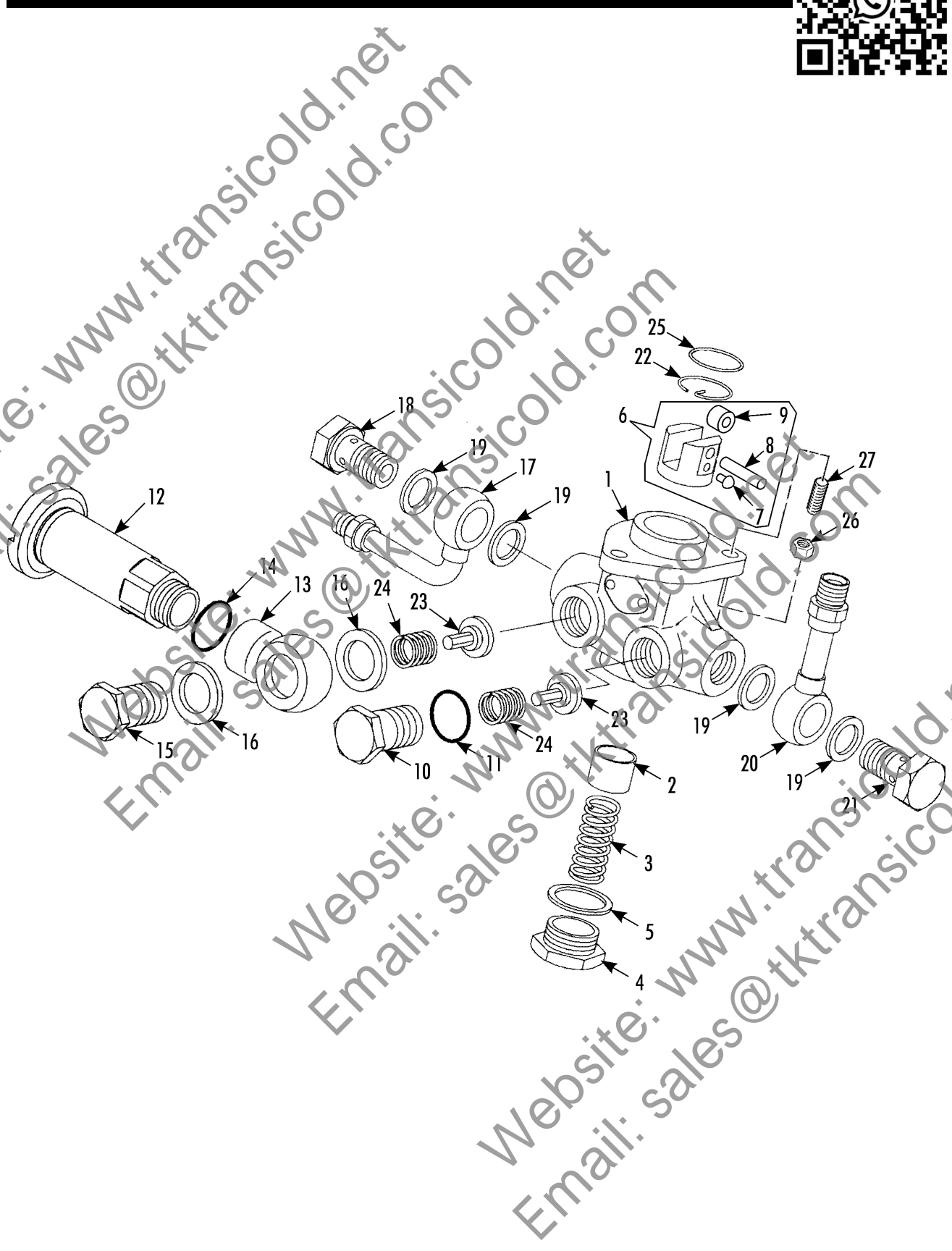


REF	PART NO.	DESCRIPTION	
1	132268	PUMP - coolant (ELC compatible)	
2	510607	* PLUG	2
3	333096	** GASKET - water pump	1
	300295	GASKET SET (inc items 3, 4, 6, 16)	1
4	332768	GASKET	1
5	130385	THERMOSTAT (160 F, 71 C)	1
6	332767	GASKET	1
7	118675	COVER - thermostat	1
8	556188TKA	SCREW - thermostat	2
9	556248	SCREW - pump	3
10	130358	PULLEY - water pump	1
11	771427	* SHIM (1 mm)	A/R
	772752	* SHIM (0.5 mm)	A/R
12	771428	* SPACER	1
13	555792	NUT	4
14	130815	JOINT - pump	1
15	333098	* O-RING - joint	1
16	333097	GASKET - joint	1
17	558441	SCREW - joint	3
18	331745	WASHER - sealing	1
19	119256	PLUG	1
20	555780	COCK - drain	1
21	130360	HOSE - drain	1
22	130363	HOSE - inj pump to water pump	1
23	130514	HOSE - inj pump to water pump	1
	510588	CLAMP - hose	4

309C1



FUEL PUMP ASSEMBLY (TK486V)



Revised
10/31/16

FUEL PUMP ASSEMBLY (TK486V)

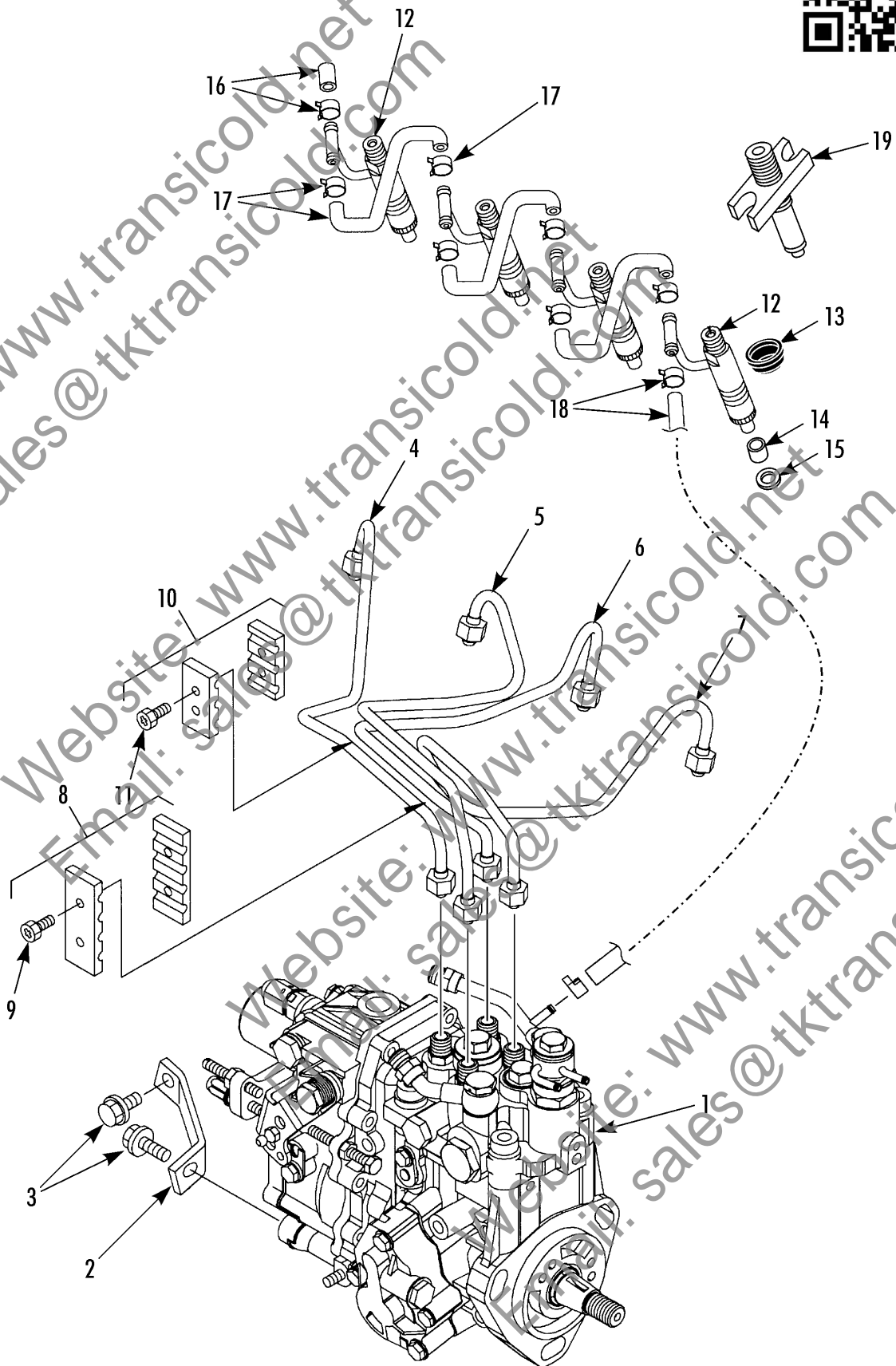


REF	PART NO.	DESCRIPTION	
	117433	PUMP - fuel, complete	
1	NSS	* HOUSING - pump	1
2	118970	* PISTON	1
3	118971	* SPRING - piston	1
4	558871	* RETAINER	1
5	332940	* GASKET	1
6	118998	* TAPPET	1
7	115890	** GUIDE	2
8	115889	** PIN	1
9	112770TKA	** ROLLER	1
10	118974TKA	* RETAINER - valve	1
11	332941	* O-RING	1
12	118680	* PUMP	1
13	118975	* JOINT - banjo	1
14	332771	* O-RING	1
15	118976	* BOLT - eye	1
16	118977	* GASKET	2
17	130128	* JOINT - banjo (elbow, engine)	1
18	118681	* BOLT - eye (with screen)	1
	112854	** SCREEN (brass, #30)	1
19	552208	* GASKET - ring	4
20	130127	* JOINT - banjo (straight, engine)	1
21	118682	* BOLT - eye	1
22	558872	* PIN - snap	1
23	118972TKA	* VALVE	2
24	118973	* SPRING	2
25	332942	O-RING	1
26	554750	NUT	3
27	556367	STUD - fuel pump	3

309C2




FUEL INJECTION GROUP (TK486V)



Revised
10/31/16

FUEL INJECTION GROUP (TK486V)

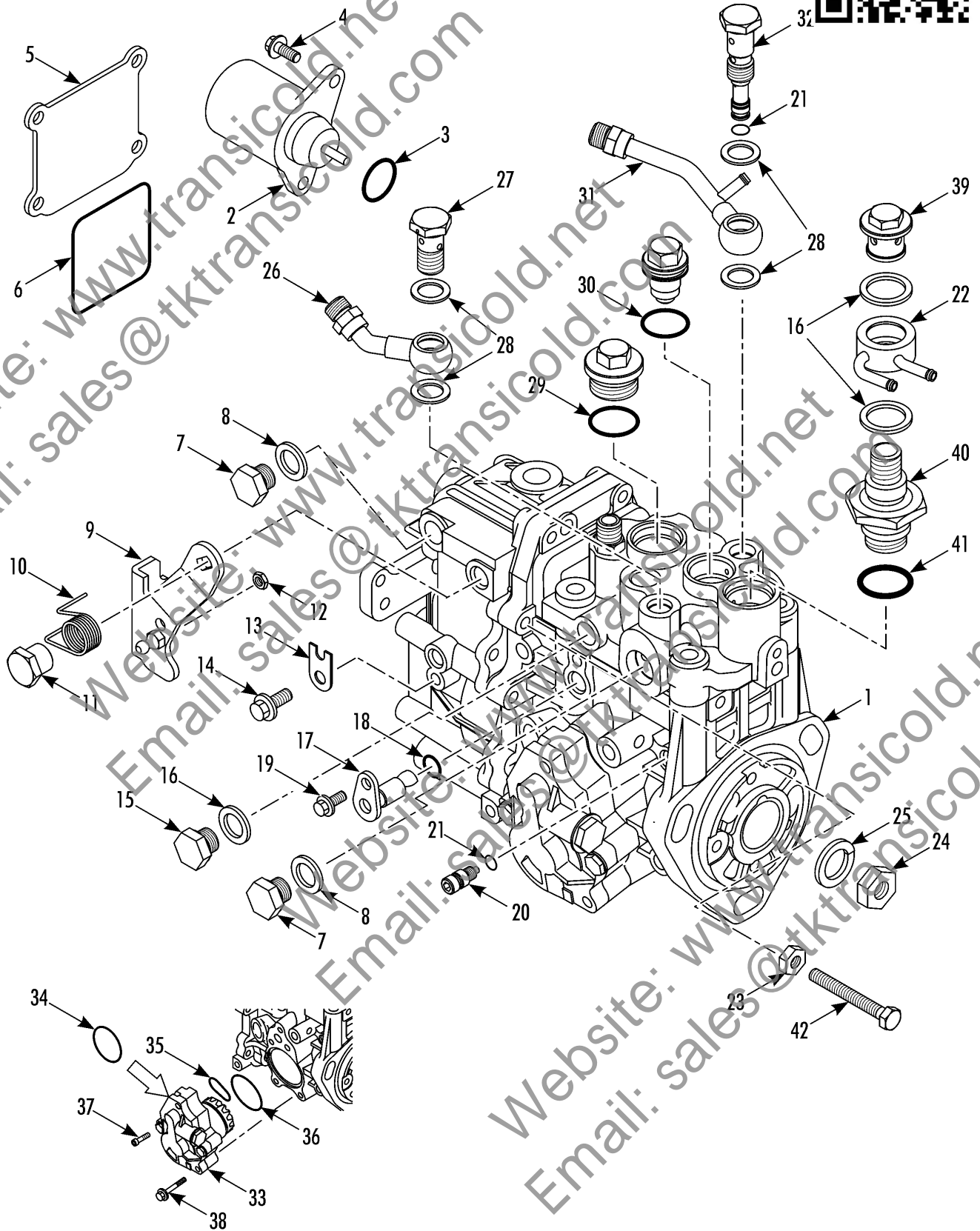


REF	PART NO.	DESCRIPTION	
1	1010362	PUMP - fuel injection (2200 rpm, see 309C3)	
2	130365	BRACKET - pump	1
3	556188TKA	SCREW - support	2
4	130371TKA	PIPE - fuel injection	1
5	130391TKA	PIPE - fuel injection	1
6	130392TKA	PIPE - fuel injection	1
7	130393	PIPE - fuel injection	1
8	130368	RETAINER - tube (4 tubes)	1
9	558626	SCREW - retainer	1
10	116109	RETAINER - tube (3 tubes)	1
11	558626	SCREW - retainer	1
12	130388	NOZZLE - injection (2200 rpm engine)	4
13	334174TKA	* GASKET - nozzle	1
14	116707	GASKET - copper (nozzle seat)	1
15	130341TKA	PROTECTOR - nozzle	1
16	100373	KIT - fuel return	1
17	130310	HOSE & CLAMPS (nozzle to nozzle)	3
18	130451TKA	HOSE & CLAMPS (nozzle to pump)	1
19	2041848	ADAPTER - compression tester	1
	119446	* VALVE (Schrader)	1
	551819	* SEAL - copper	1
	554607	* FLATWASHER	2
	2040542	TESTER - compression	1

309C3



FUEL INJECTION PUMP GROUP (TK4)



Revised
10/31/16

FUEL INJECTION PUMP GROUP (TK486V)

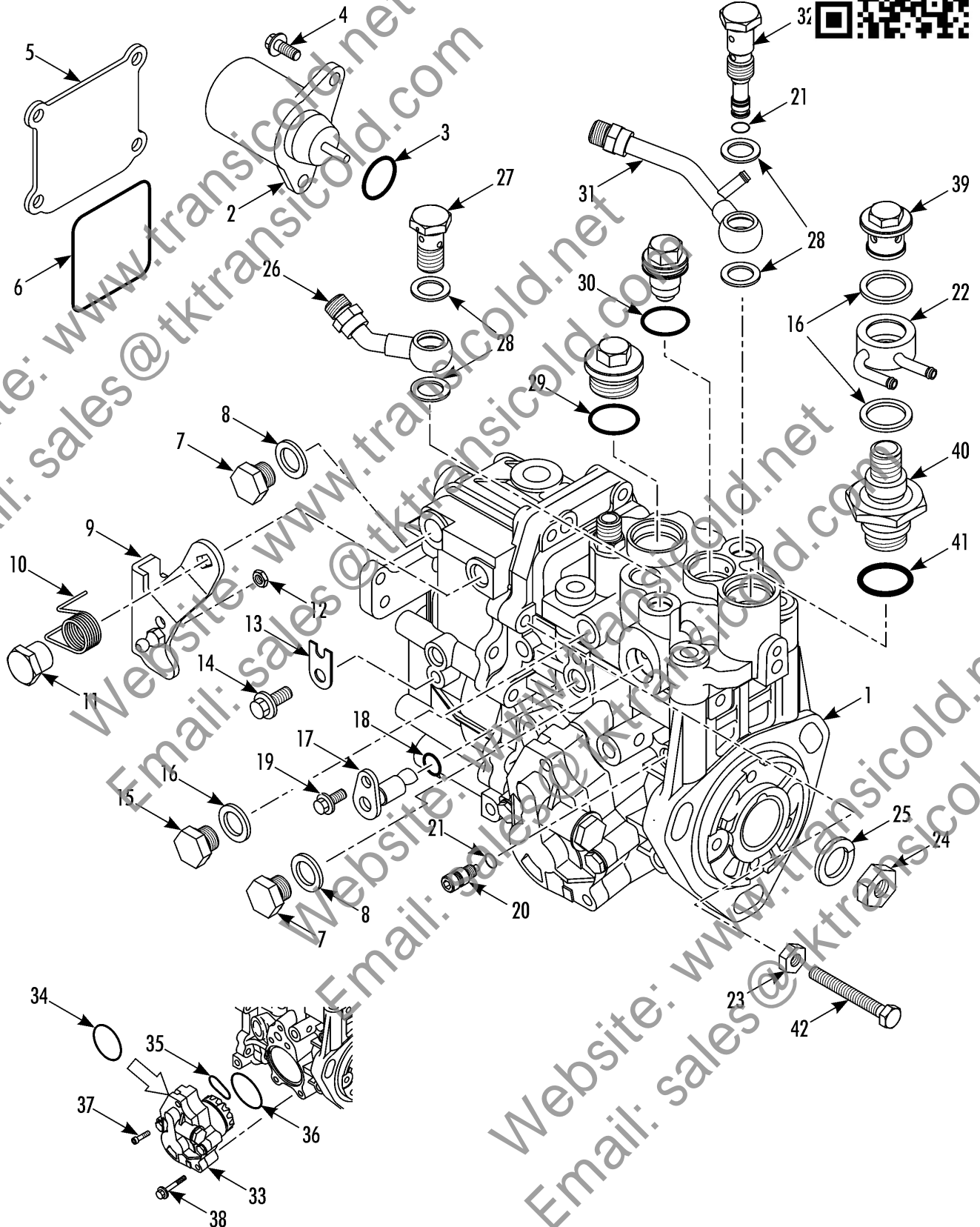


REF	PART NO.	DESCRIPTION	
1	1010362	PUMP - fuel injection (2200 rpm)	
2	421700	* SOLENOID - stop	1
3	332230	* O-RING - solenoid	1
4	558448	* SCREW - solenoid	2
5	130440	* COVER - governor	1
6	335271	* GASKET - cover	1
7	556230	* PLUG (12 mm)	2
8	334169	* WASHER - sealing (12 mm)	2
9	120925	* LEVER - control	1
10	130442TKA	* SPRING - lever	1
11	511205	* NUT - lever	1
12	511206	* NUT - ball joint	1
13	116125	* RETAINER - shaft	1
14	555822	* SCREW - retainer	1
15	511207	* PLUG	1
16	334170	* WASHER - sealing (18 mm)	3
17	130444	* LIFTER	1
18	554676	* O-RING - lifter	1
19	555822	* SCREW - lifter	1
20	130445	* STOPPER	1
21	334171	* O-RING - stopper & eye bolt	2
22	130450	* JOINT - banjo (water)	1
23	555846	* NUT	1
24	511155	* NUT	1
25	511154	* LOCKWASHER	1
26	130446	* JOINT - banjo (fuel in)	1
27	130447	* BOLT - eye	1
28	558620	* WASHER - sealing (12 mm)	4
29	334172	* O-RING - plug	1
30	334173TKA	* O-RING - plug	1

309C3




FUEL INJECTION PUMP GROUP (TK4)



Revised
10/31/16

FUEL INJECTION PUMP GROUP (TK486V)

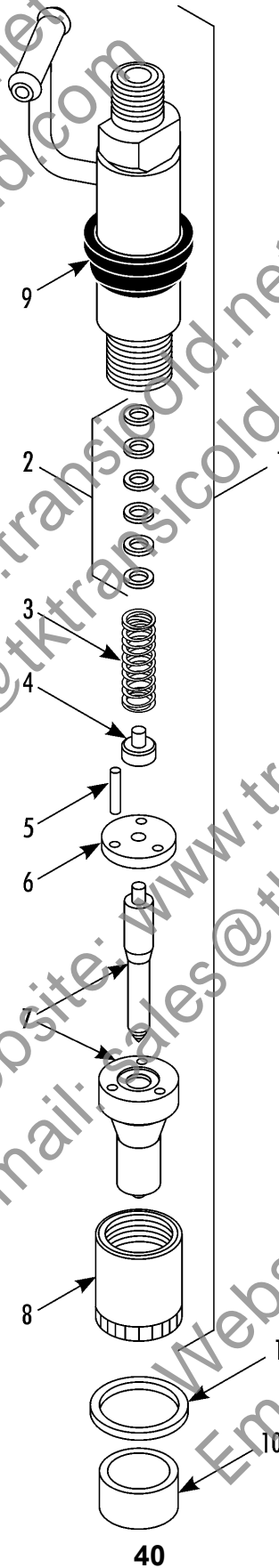


REF	PART NO.	DESCRIPTION	
31	130448	* JOINT - banjo (fuel out)	
32	130449	* BOLT - eye	1
33	130511	* PUMP - feed	1
34	334193TKA	* O-RING - inner	1
35	334990	* O-RING - pump	1
36	334190TKA	* O-RING - pump	1
37	556187	* SCREW - pump (socket head)	2
38	511269	* SCREW - pump (hex head)	4
39	130498	* CAP - joint, banjo	1
40	130513	* THERMOSTAT	1
41	334196	* O-RING	1
42	510612	* SCREW - idler limit	1

309C4




FUEL INJECTION NOZZLE (TK486V)



Revised
10/31/16

FUEL INJECTION NOZZLE (TK486V)

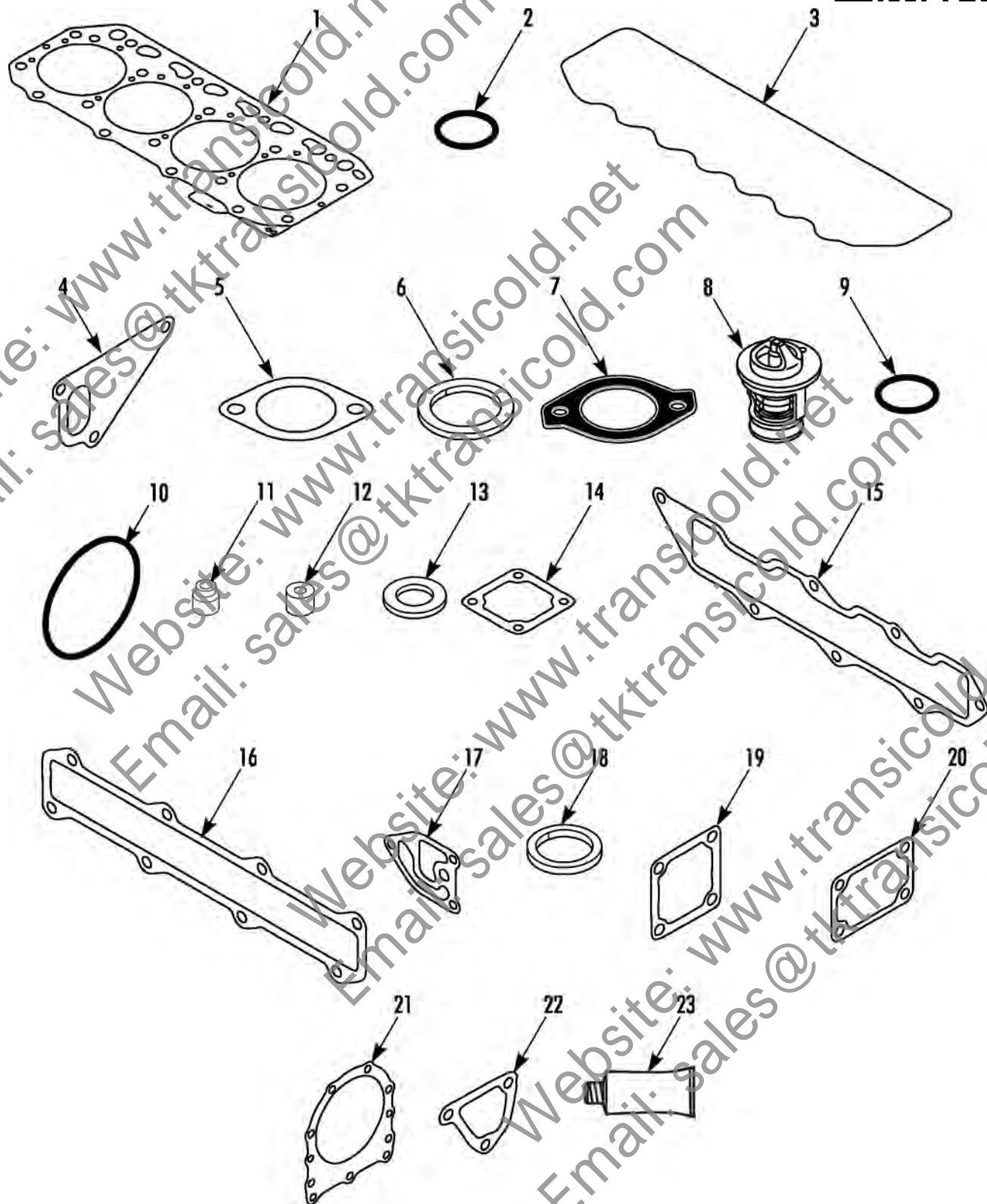


REF	PART NO.	DESCRIPTION	
	130388	VALVE - fuel injection	
1	116787	* HOLDER - nozzle	1
2	116108	** SHIM SET	1
3	116788	** SPRING - nozzle	1
4	116106	** RETAINER - nozzle spring	1
5	116790TKA	** PIN	1
6	116789	** PLATE - stop	1
7	130370	** NOZZLE	1
8	116786	** NUT - nozzle case	1
9	334174TKA	** GASKET - nozzle	1
10	130341TKA	PROTECTOR - nozzle	4
11	116707	GASKET - copper (nozzle seat)	4

309C5



GASKET SET (TK486V)



Revised
12/13/16

GASKET SET (TK486V)

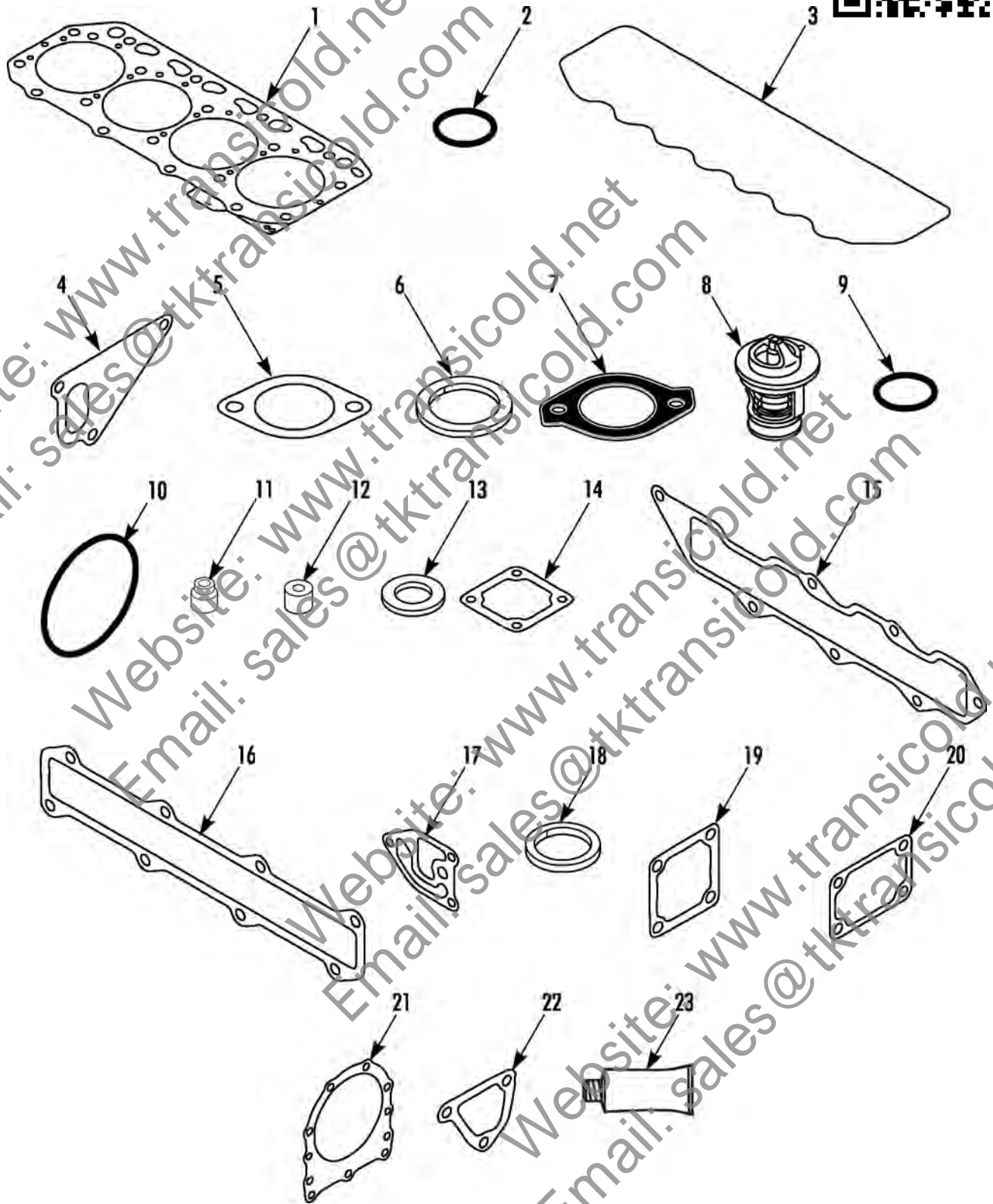


REF	PART NO.	DESCRIPTION	
	300343	KIT - gasket set (Rev 5 see SB1081 for more information)	
1	335504	* GASKET - cylinder head	1
2	333098	* GASKET	1
3	130340	* GASKET - valve cover	1
4	333096	* GASKET - water pump	1
5	332767	* GASKET	1
6	332768	GASKET	1
7	332314	* GASKET - exhaust	1
8	130385	* THERMOSTAT	1
9	333512	* O-RING (12.0)	3
	333821TKA	O-RING (16.0)	2
	334089TKA	O-RING (20.0)	1
	334090	O-RING (31.5)	1
	331954	O-RING (32.0)	3
	332762TKA	O-RING (50.0)	1
10	331953	O-RING - fuel injection pump	1
11	118935	SEAL - valve stem (exhaust)	4
	118934	SEAL - valve stem (intake)	4
12	130341TKA	PROTECTOR - nozzle	4
13	116707	GASKET - copper (nozzle seat)	4
14	332764	GASKET	1
15	332936	GASKET - intake manifold	1
16	332937	GASKET - exhaust manifold	1
17	332931	GASKET	1
18	331745	WASHER - sealing (16)	1
	333833TKA	WASHER - sealing (10)	2
	554622TKA	WASHER - sealing (8)	12
19	332765	GASKET - air heater	1
20	332934TKA	GASKET - flange	1
21	332969	GASKET - oil seal case	1

309C5



GASKET SET (TK486V)



Revised
12/13/16

GASKET SET (TK486V)



REF	PART NO.	DESCRIPTION	
22	333097	GASKET - thermostat case	
23	2030348	GASKET - adhesive (RTV silicone)	A/R

Website: www.transicold.net
 Email: sales@tktransicold.com

Website: www.transicold.net
 Email: sales@tktransicold.com

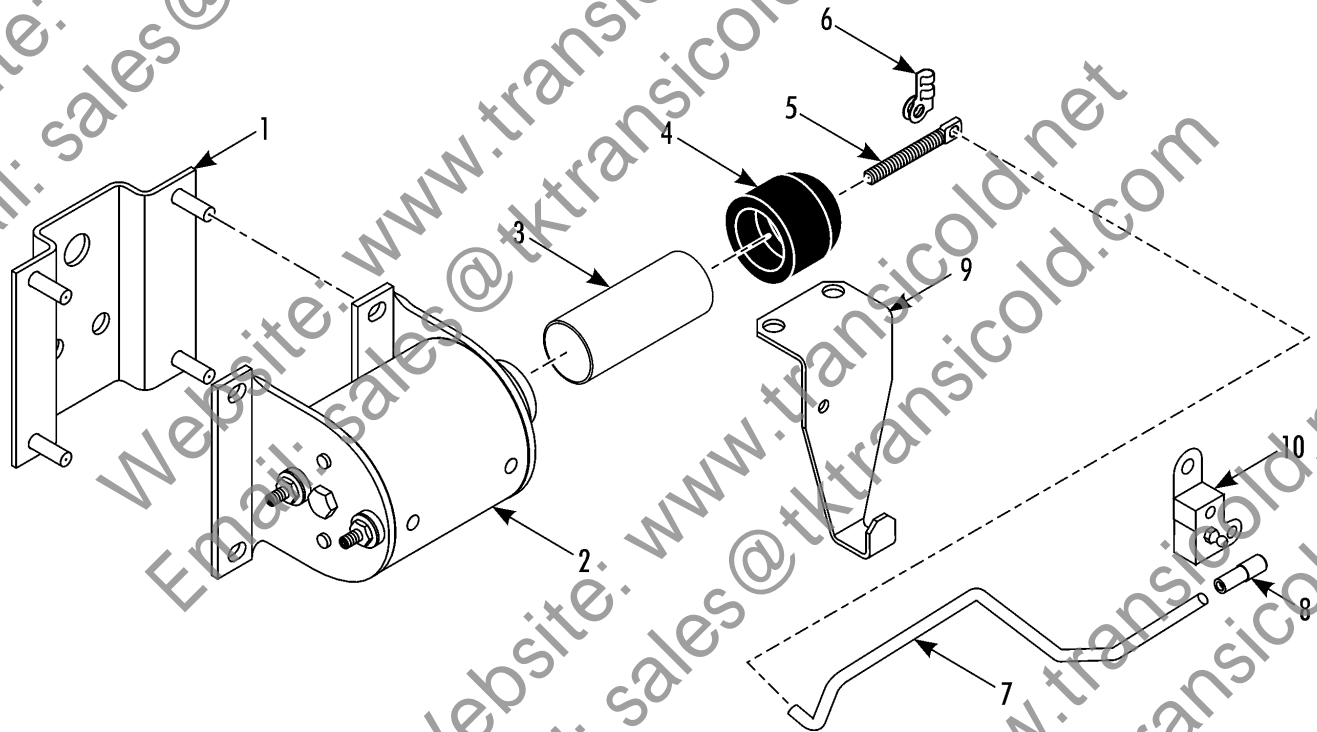
Website: www.transicold.net
 Email: sales@tktransicold.com

Website: www.transicold.net
 Email: sales@tktransicold.com

309D4




THROTTLE SOLENOID GROUP



Revised
04/06/17

THROTTLE SOLENOID GROUP

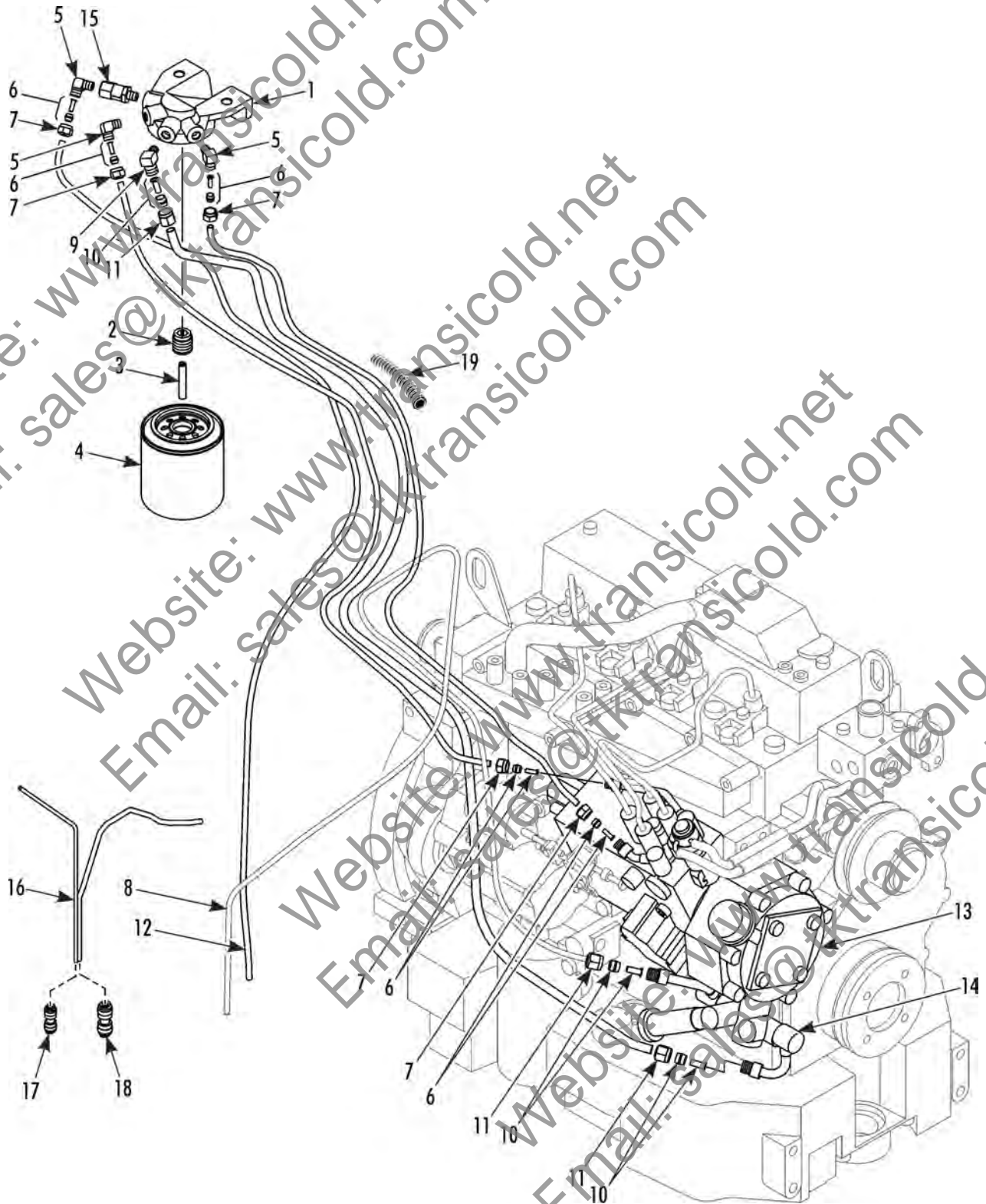


REF	PART NO.	DESCRIPTION	
1	934675	BRACKET - solenoid	
	555022	SCREW - bracket	2
	557727	LOCKWASHER	4
	557069	FLATWASHER	4
2	411566	SOLENOID (complete, incl 3, 4 & 5)	1
	449181	* SOLENOID	1
	557007	NUT - solenoid	4
	554638	FLATWASHER	4
3	448198	PLUNGER	1
4	913095	BOOT - plunger	1
5	552762	BOLT - eye	1
	551533	NUT	1
	551800TKA	LOCKWASHER	1
6	114266	CLIP - clevis	1
7	130937	ROD - speed control	1
8	130383	JOINT - rod (ball)	1
9	926486	BRACKET - solenoid	1
	554998	SCREW - bracket	2
	557727	LOCKWASHER	4
	557069	FLATWASHER	4
10	120925	LEVER - injection control (see 309C3)	1

309D5



FUEL FILTER & HOSES



Revised
11/07/16

FUEL FILTER & HOSES

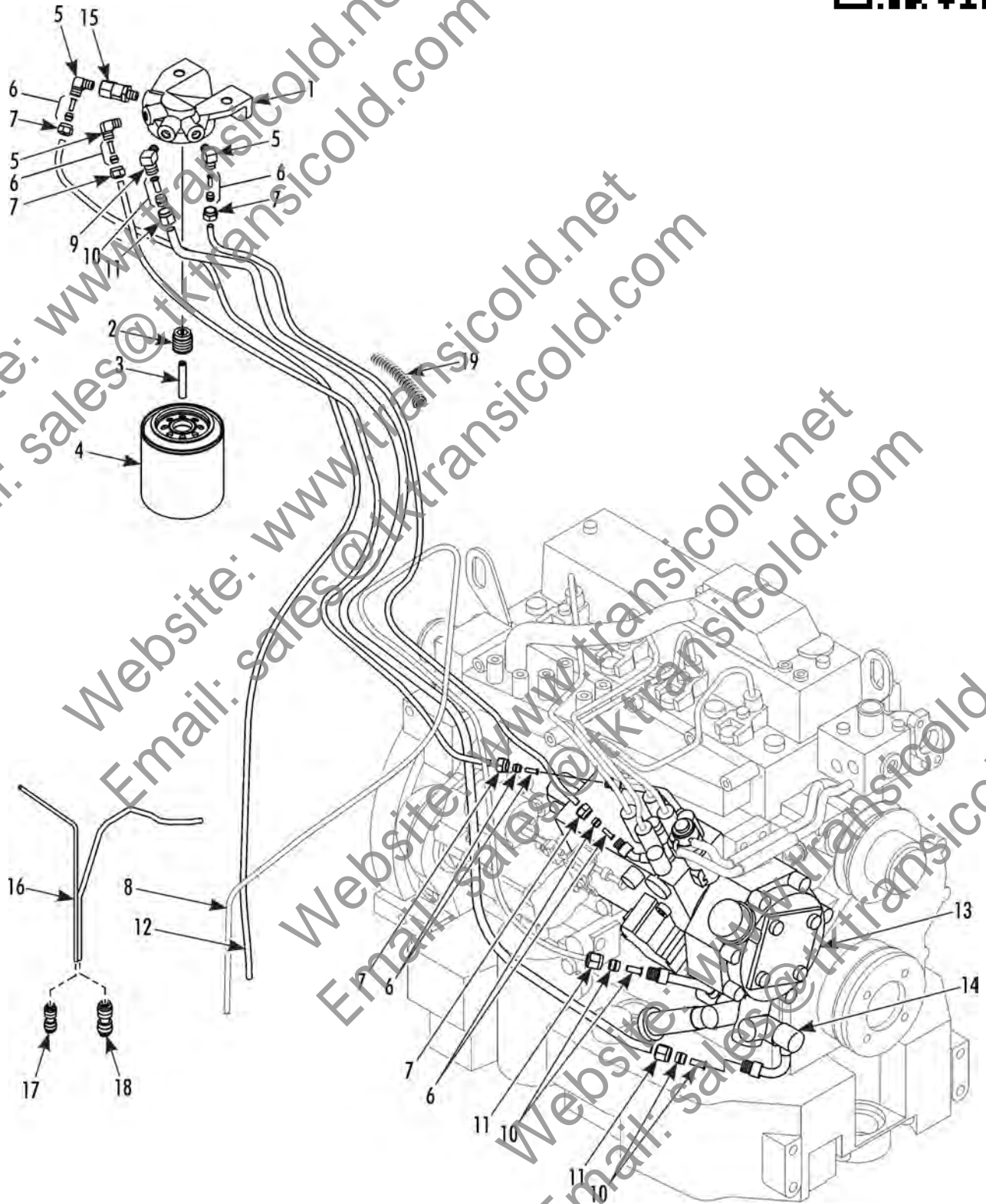


REF	PART NO.	DESCRIPTION	
	100325	KIT - fuel filter	
1	119015	* HEAD - fuel filter	1
	555424	SCREW - head	2
	557069	LOCKWASHER	2
	552330	BANDWRAP (1.75 dia)	A/R
2	119017	* SPUD - fuel filter	1
3	119016	* SHAFT - water bleed	1
4	119342	* FILTER - fuel (EMI 3000)	1
5	115320TKA	* ELBOW - hose (1/4)	3
6	100243	* KIT - sleeve & eyelet (1/4)	5
7	114841	* NUT - hose (1/4)	5
8	114372	* HOSE (3/8 od x 35 ft lg)	A/R
9	114380	* ELBOW - hose fitting (3/8)	1
10	100242	* KIT - sleeve & eyelet (3/8)	3
11	114941	* NUT - hose (3/8)	3
12	114367	* HOSE (1/4 od x 35 ft lg)	A/R
13	1010362	PUMP - fuel injection (see 309C2)	1
14	117433	PUMP - fuel (see 309C1)	1
15	100342	KIT - check valve (fuel line)	1
	119245	* VALVE - check	1
	116110TKA	* SCREW - banjo	1
	558620	* WASHER - seal	A/R
	555022	SCREW - bracket	2
	557727	LOCKWASHER	2
	557069	FLATWASHER	2
16	131078	HOSE - fuel line routing	1
17	132519	FITTING - fuel, quick connect (1/4)	1
	132522	PLUG - fitting, fuel (1/4)	1
	132525	CLIP - fitting, fuel (1/4)	2
18	132518	FITTING - fuel, quick connect (3/8)	1

309D5




FUEL FILTER & HOSES



Revised
11/07/16

FUEL FILTER & HOSES



REF	PART NO.	DESCRIPTION	
	132521	PLUG - fitting, fuel (3/8)	
	132527	CLIP - fitting, fuel (3/8)	2
19	131232	SLEEVE - fuel hose protector (152mm)	A/R

Website: www.transicold.net
 Email: sales@tktransicold.com

Website: www.transicold.net
 Email: sales@tktransicold.com

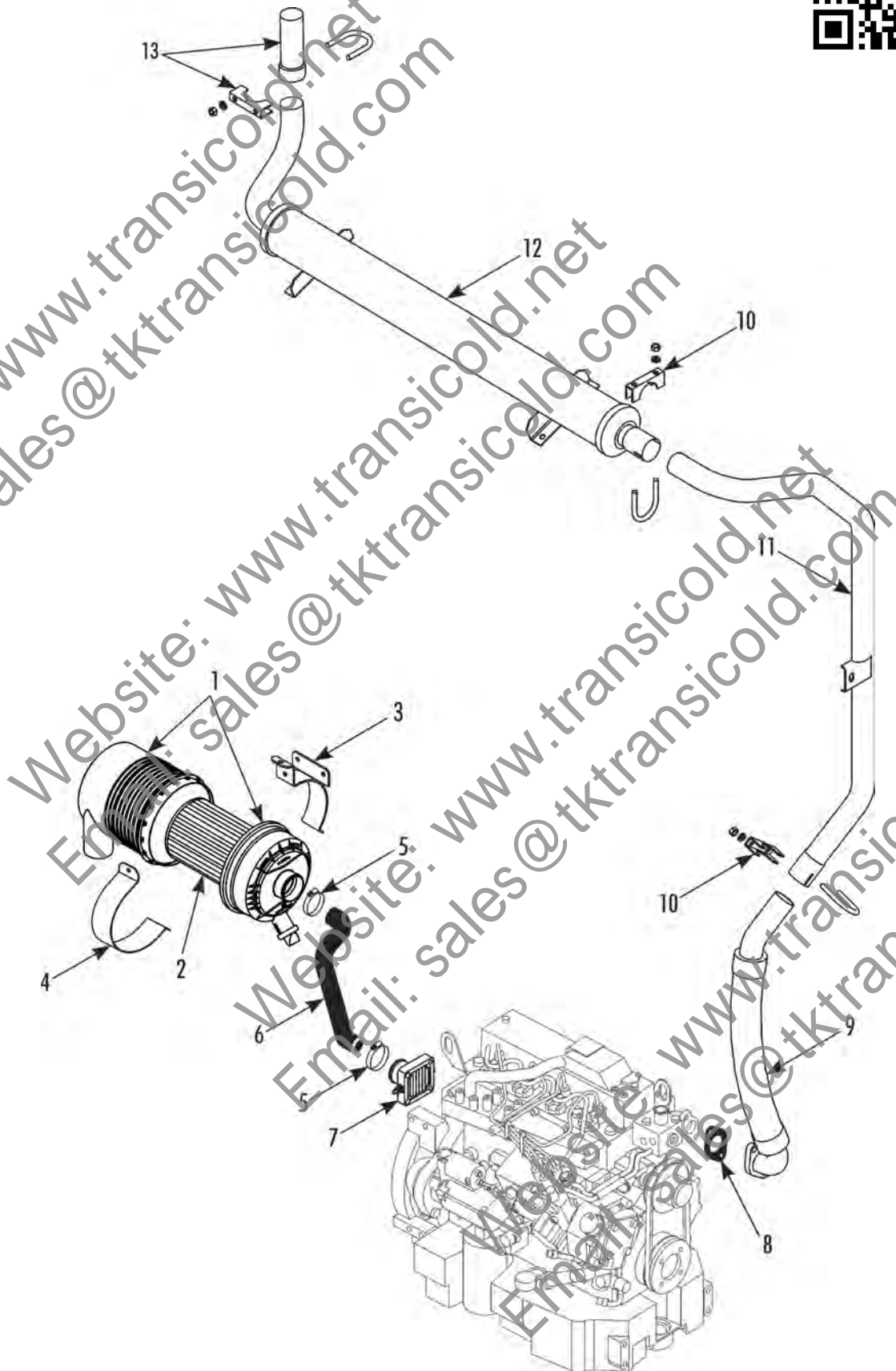
Website: www.transicold.net
 Email: sales@tktransicold.com

Website: www.transicold.net
 Email: sales@tktransicold.com

309D6




INTAKE & EXHAUST GROUP



Revised
04/06/17

INTAKE & EXHAUST GROUP

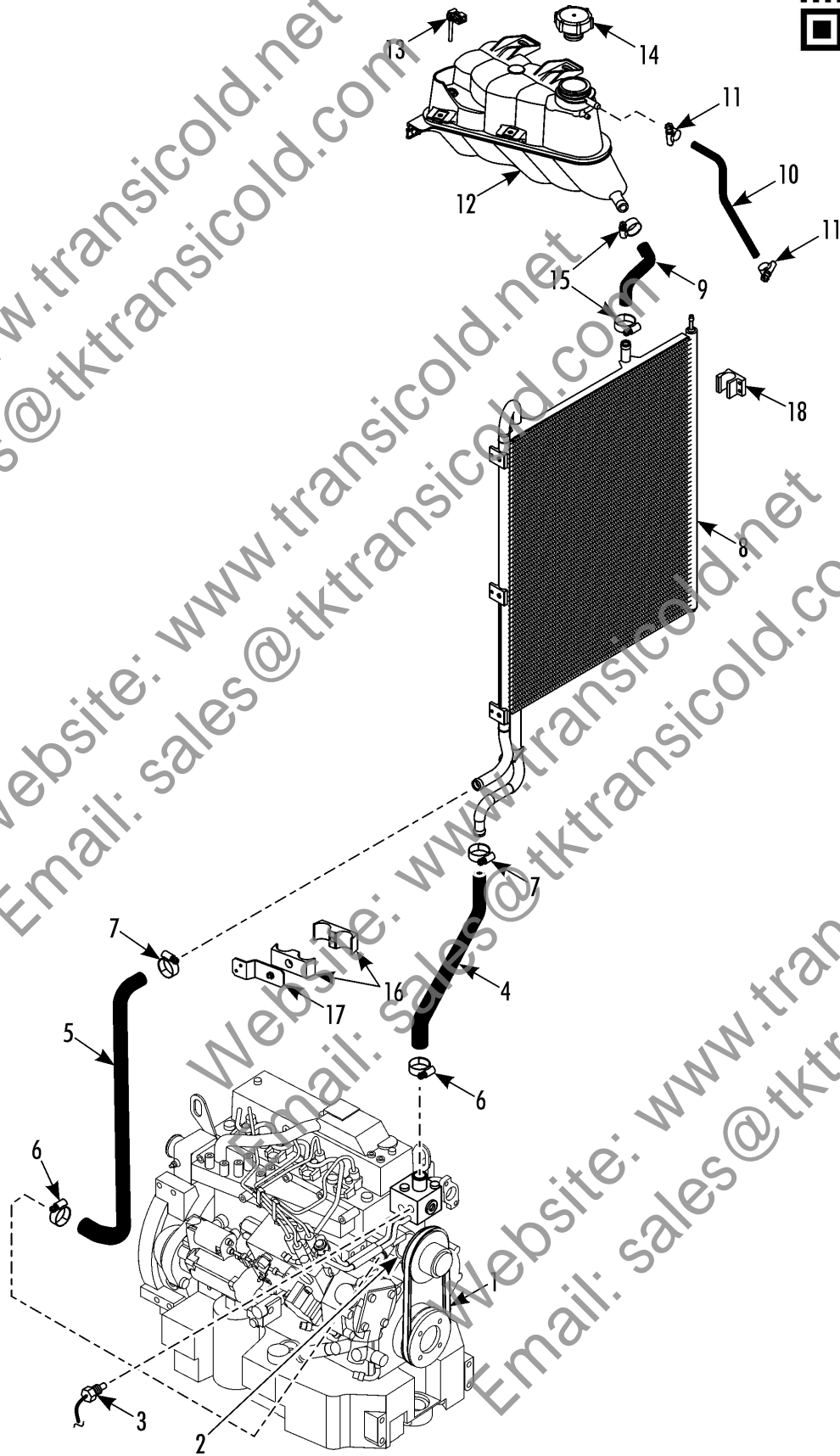


REF	PART NO.	DESCRIPTION	
1	119299	AIR CLEANER	
2	119300	* FILTER - air cleaner	1
3	929836	BRACKET - air cleaner	1
	555022	SCREW - bracket	2
	557069	FLATWASHER	2
	557727	LOCKWASHER	2
4	929837	BRACKET - air cleaner	1
	510718	SCREW - bracket	2
5	551636	CLAMP - hose	2
6	131284	HOSE - air cleaner	1
7	412147	HEATER - air intake (see 309B6)	1
8	332314	GASKET - exhaust	1
9	130939	TUBE - exhaust (flexible)	1
	555406	SCREW - tube	2
	550790	LOCKWASHER	2
	554621	NUT	2
10	990496	CLAMP - exhaust tube, complete w/ hardware	2
11	130938	TUBE - muffler	1
	555022	SCREW - tube	2
	557727	LOCKWASHER	2
	557069	FLATWASHER	2
12	120919	MUFFLER	1
	555022	SCREW - muffler	4
	557727	LOCKWASHER	4
	557069	FLATWASHER	4
13	900430TKA	KIT - muffler extension (optional)	1

309D7




COOLANT GROUP



Revised
04/12/17

COOLANT GROUP

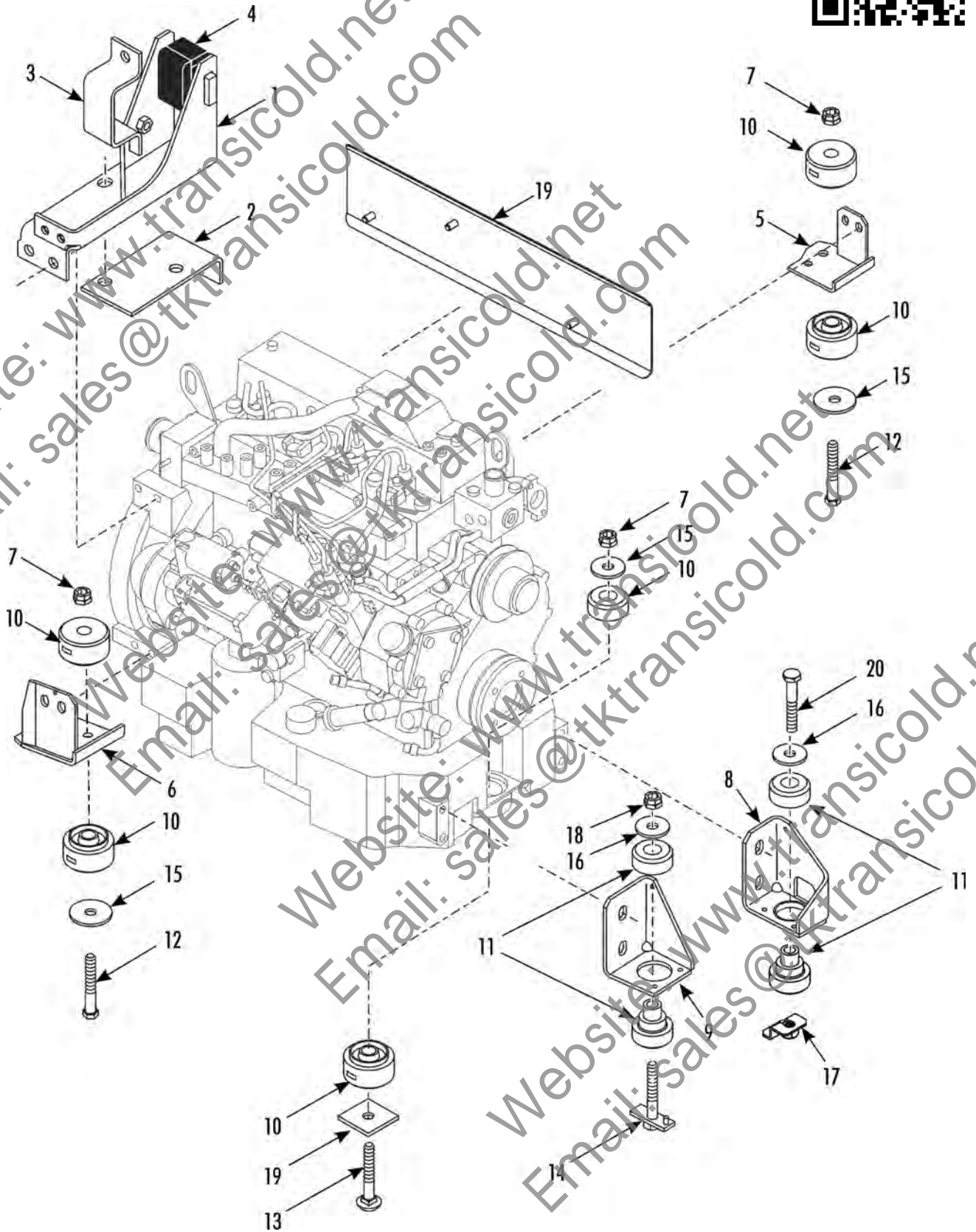


REF	PART NO.	DESCRIPTION	
1	781340	BELT - coolant pump	
2	132268	PUMP - coolant (see 309B9)	1
3	416538	SENSOR - coolant temperature	1
4	131076	HOSE - outlet (thermostat to radiator)	1
5	131077	HOSE - inlet (radiator to engine)	1
6	512789	CLAMP - hose (39 mm)	2
7	512788	CLAMP - hose (31 mm)	2
8	672856	COIL - radiator	1
9	131075	HOSE - radiator to expansion tank	1
10	131074	HOSE - over flow	1
11	552796	CLAMP - hose	2
12	121028	TANK - expansion	1
	118656	FITTING - 1/4	1
	118655	FITTING - 3/8	1
13	419489	* SENSOR - coolant	1
14	119632	* CAP - tank	1
	555022	SCREW - tank	5
15	551521	CLAMP - hose (.750-1.125 dia)	2
16	512195	CLAMP - hose, dual	1
17	928287	BRACKET - clamp	1
	553628	RIVET - bracket	3
18	930662	BRACKET - radiator	2

309D8



ENGINE MOUNT



Revised
04/06/17

ENGINE MOUNT



REF	PART NO.	DESCRIPTION	
1	934677	MOUNT - snubber	
2	934674	SUPPORT- snubber mount	1
3	934676	RETAINER - isolator	1
4	918972	ISOLATOR - snubber (rear)	1
	554723	SCREW - mount & support	6
	550365	LOCKWASHER	6
	552038	FLATWASHER	6
5	934673	BRACKET - engine (compressor end, rear)	1
6	934672	BRACKET - engine (compressor end, front)	1
	554723	SCREW - bracket	10
	550365	LOCKWASHER	10
	552038	FLATWASHER	10
7	554963	NUT	3
8	934671	BRACKET - engine (coolant pump end, rear)	1
9	934669	BRACKET - engine (coolant pump end, front)	1
	554723	SCREW - bracket	4
	550365	LOCKWASHER	4
	552038	FLATWASHER	4
10	914159	MOUNT - vibration	6
11	927797	MOUNT - vibration (set of 2, front, coolant pump end)	2
12	552482	SCREW - engine (compressor end)	2
13	914675	SCREW - engine (center, coolant pump end)	1
14	929482	SCREW - engine (front, coolant pump end)	1
15	555749	WASHER - special	3
16	557364	WASHER - special	2
17	512328	BRACKET	1
18	557003	NUT (M12)	1
19	931433	SHIELD - heat	1
	512003	SCREW - shield	3
20	557023	SCREW - engine (rear, coolant pump end)	1

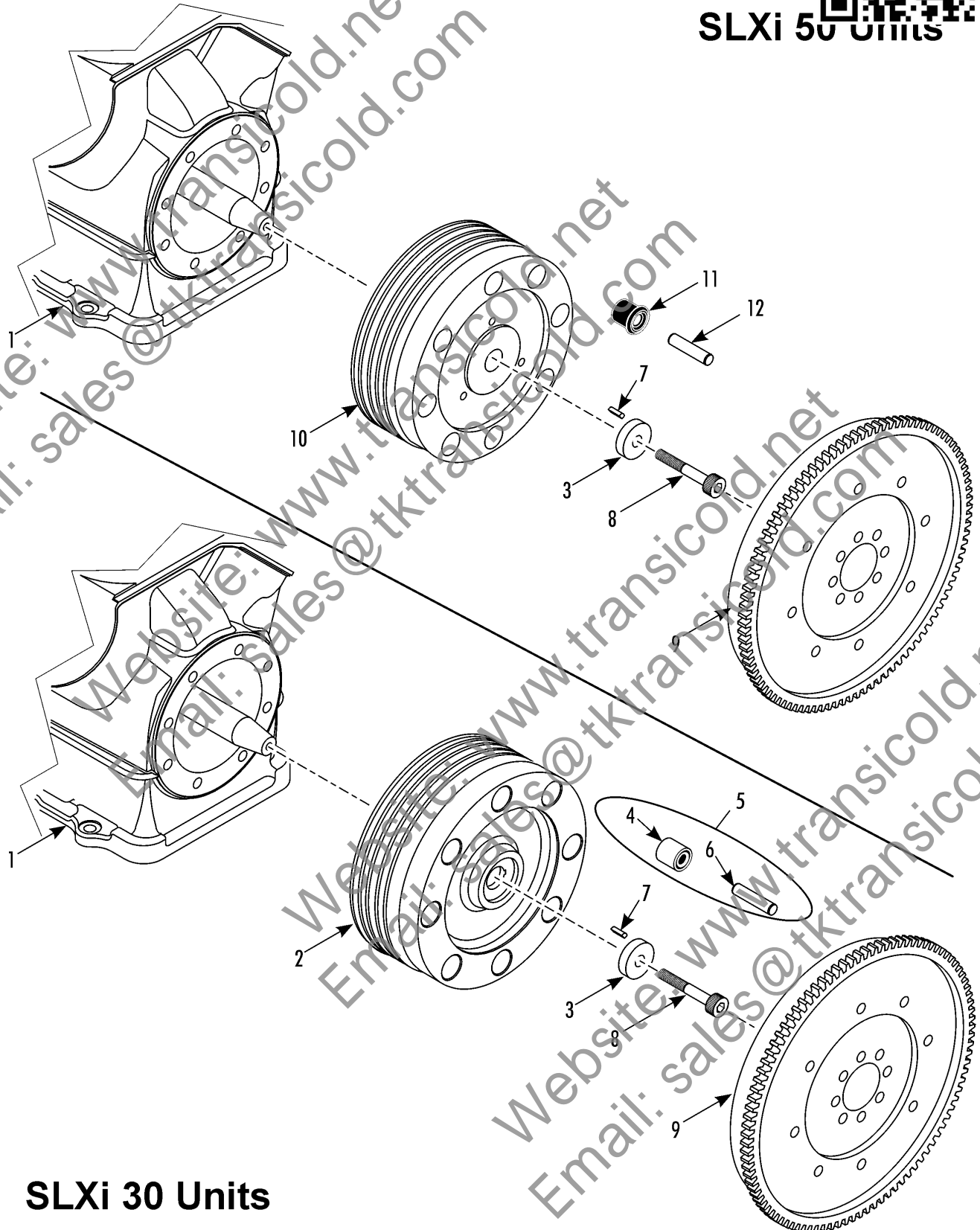
312B4



ENGINE COUPLER / CLUTCH




SLXi 50 Units



SLXi 30 Units

Revised
03/14/17

ENGINE COUPLER / CLUTCH



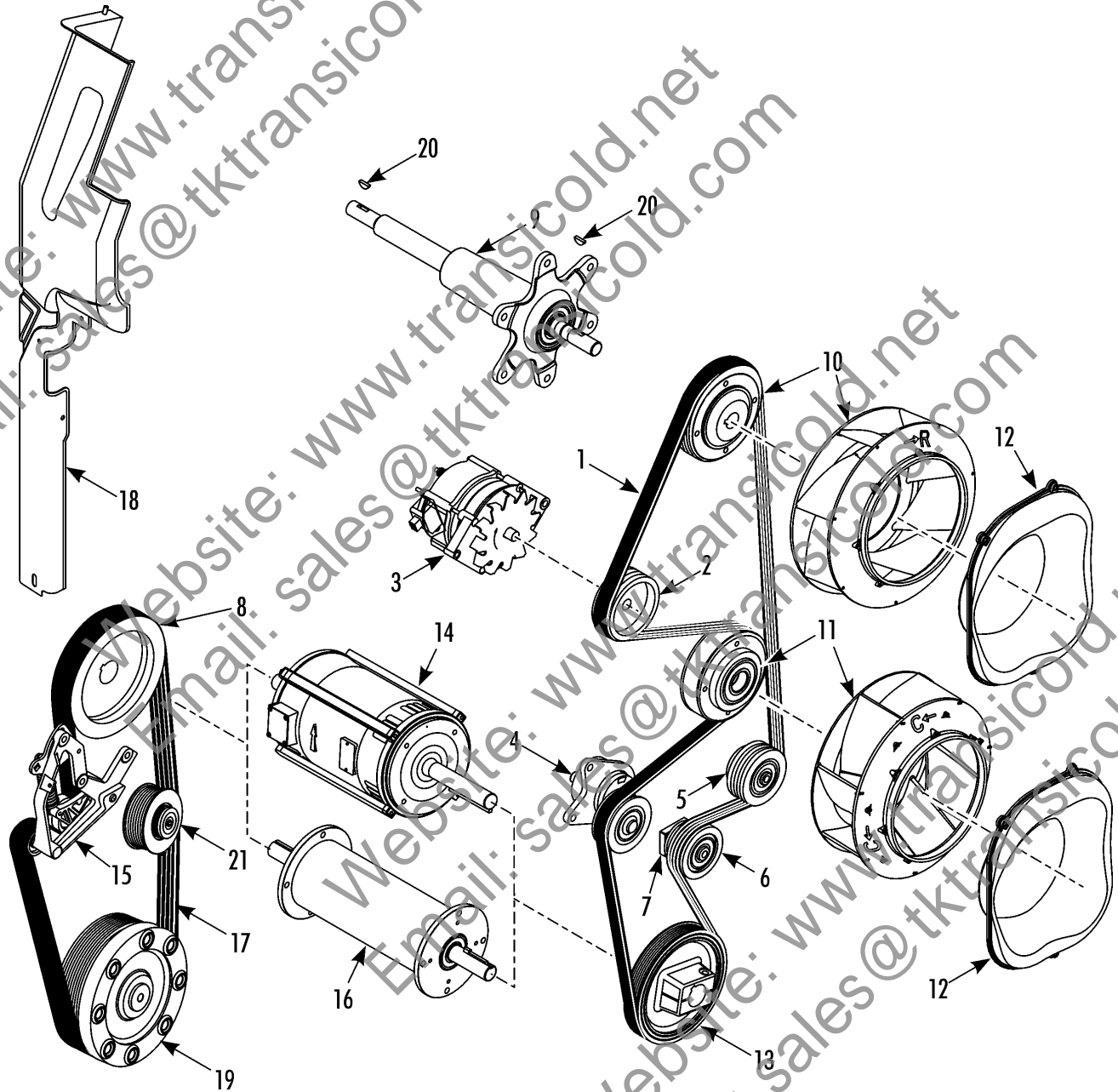
REF	PART NO.	DESCRIPTION	
1	NSS	COMPRESSOR - see compressor group	
2	773067	COUPLING - compressor drive (SLXi 30 units, includes 3,4 and 6)	1
3	559300	* SPACER	1
4	772856	* BUSHING (SLXi 30 units)	8
	2041114	* ADHESIVE - bushing	A/R
5	700208TKA	KIT - coupler bushings and pins, 8 bushing and 8 pins (SLXi 30 units)	1
6	510817	* PIN - dowel (SLXi 30 units)	8
	772856	* BUSHING (SLXi 30 units)	8
7	559032	KEY	1
8	559092	SCREW - clutch / coupling	1
9	120750	FLYWHEEL	1
	131138	* GEAR - ring	1
10	1070399	CLUTCH - compressor (SLXi 50 units, includes 3 and 11)	1
	771584	* BEARING - clutch (SLXi 50 units)	1
	559300	* SPACER	1
	2041114	* ADHESIVE - bushing	A/R
11	772760	BUSHING - clutch (SLXi 50 units)	8
12	510814	PIN - dowel (SLXi 50 units)	8

NOTE: For compressor information, see compressor group grids.

312B6




BELTS & BLOWERS



Revised
04/06/17

BELTS & BLOWERS

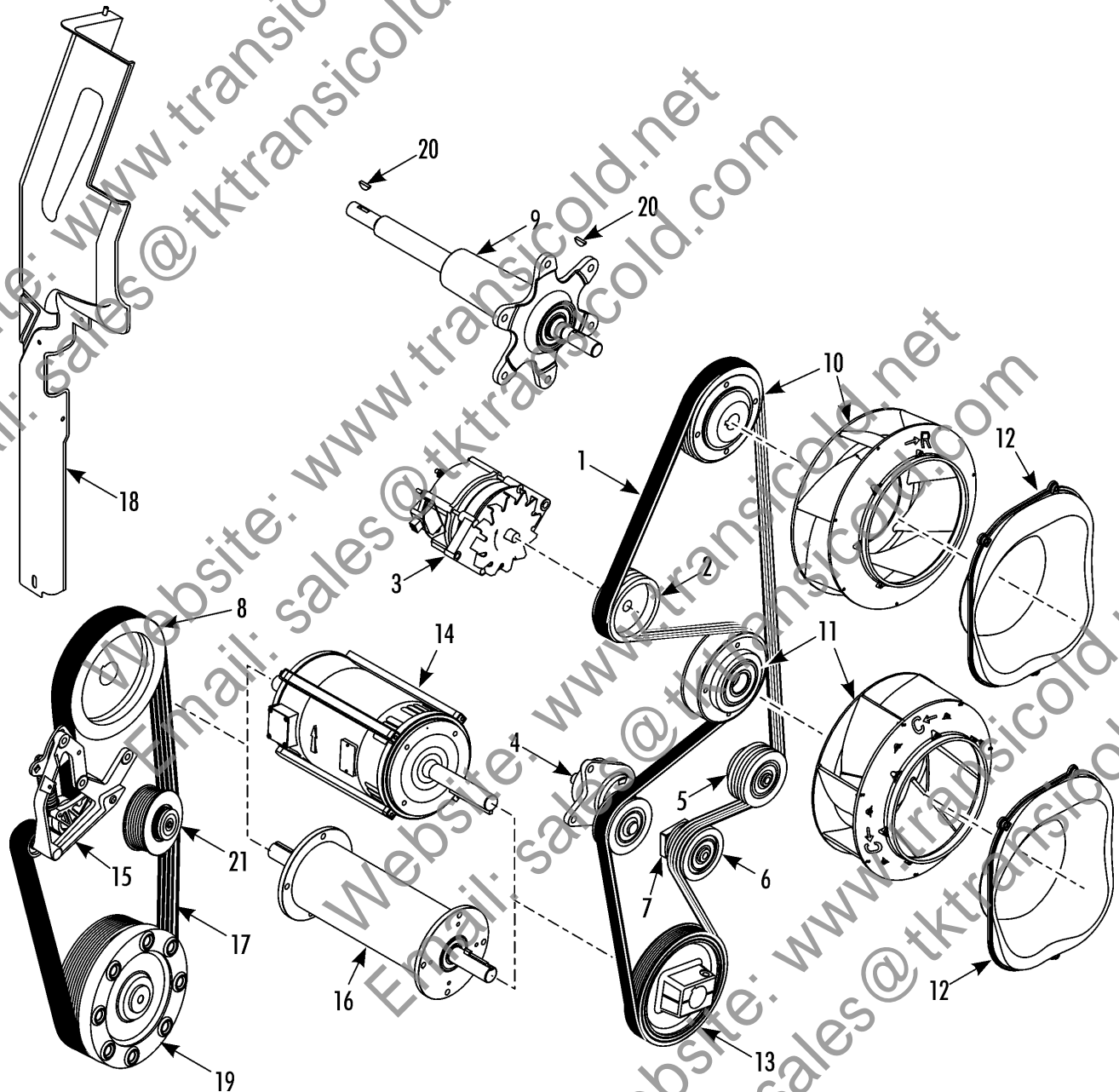


REF	PART NO.	DESCRIPTION	
1	781945	BELT - blowers	
2	772902	PULLEY - alternator	1
3	452589	ALTERNATOR (37A, w/o fan, extended life)	1
	8452589	ALTERNATOR (37A, w/o fan, reman)	1
	452591	ALTERNATOR (120A, w/o fan, extended life)	1
	8452591	ALTERNATOR (120A, w/o fan, reman)	1
	418851	REGULATOR & BRUSH	1
	422341	FAN - alternator (bi-directional)	1
4	773192	TENSIONER - belt	1
	554680	SCREW - tensioner	3
	557005	NUT	3
5	772901	IDLER - grooved (see 225E3)	1
	558472	SCREW - idler	3
	551173	LOCKWASHER	1
	557072	FLATWASHER	1
6	772900	IDLER - smooth (see 290H2)	1
7	926505	BLOCK - slider	1
	558472	SCREW - idler	1
	551173	LOCKWASHER	1
	557072	FLATWASHER	1
8	773159	PULLEY - motor (195 mm)	1
9	781615	FANSHAFT (see 225D13)	1
10	781618	BLOWER - upper	1
11	781619	BLOWER - lower	1
12	772903	SPINNING - condenser	2
	559761	SCREW - spinning (M6 X 25)	2
	511741	SCREW - spinning (M6 X 60, brass)	4
	550405	LOCKWASHER - dome	6
	554607	FLATWASHER	4
	557007	NUT	4

312B6




BELTS & BLOWERS



Revised
04/06/17

BELTS & BLOWERS

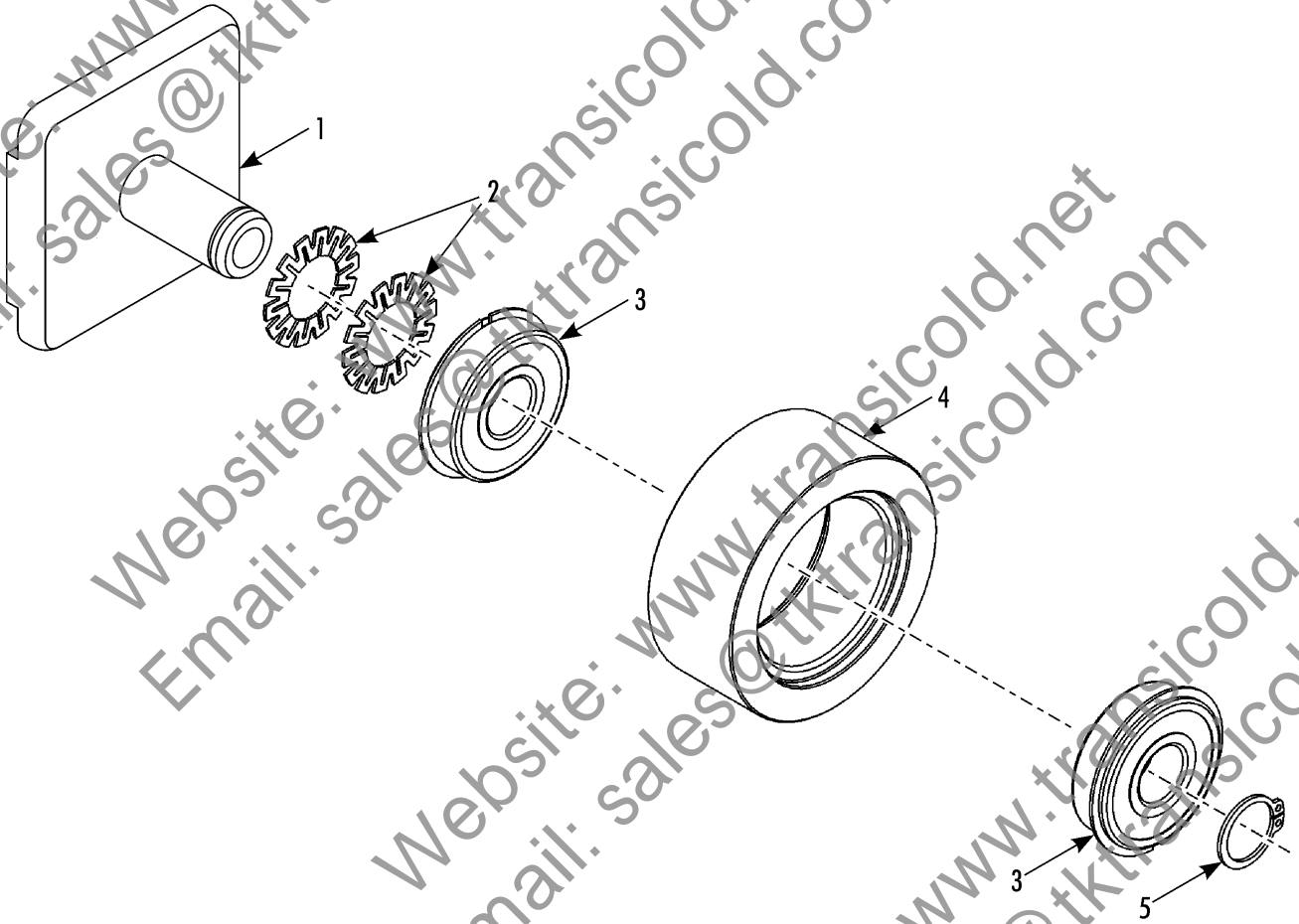


REF	PART NO.	DESCRIPTION	
13	773160	PULLEY - fan (175 mm)	
	557167	SCREW - pulley	2
	557727	LOCKWASHER	2
	554607	FLATWASHER	2
14	1040756	MOTOR (15 hp, SLXi 400 50)	1
	1040844	MOTOR (15 hp, Japan, SLXi 400 50)	1
15	773189	TENSIONER - clutch (see 261F2)	1
	773065	BRACKET - tensioner (see 261F2)	1
16	781696	CROSS DRIVE (see 226C2, SLXi 400 30 only)	1
17	781831	BELT - engine to motor	1
18	926509	GUARD - belt	1
	510718	SCREW - guard	4
19	773067	COUPLING - compressor drive (see 312B4, SLXi 400 30)	1
	1070399	CLUTCH - compressor drive (see 312B4, SLXi 400 50)	1
20	550457	KEY - fan	2
21	781847	PULLEY - idler (see 225E4)	1
	558586	* SCREW - pulley	1

290H2



IDLER



Revised
12/27/16

IDLER

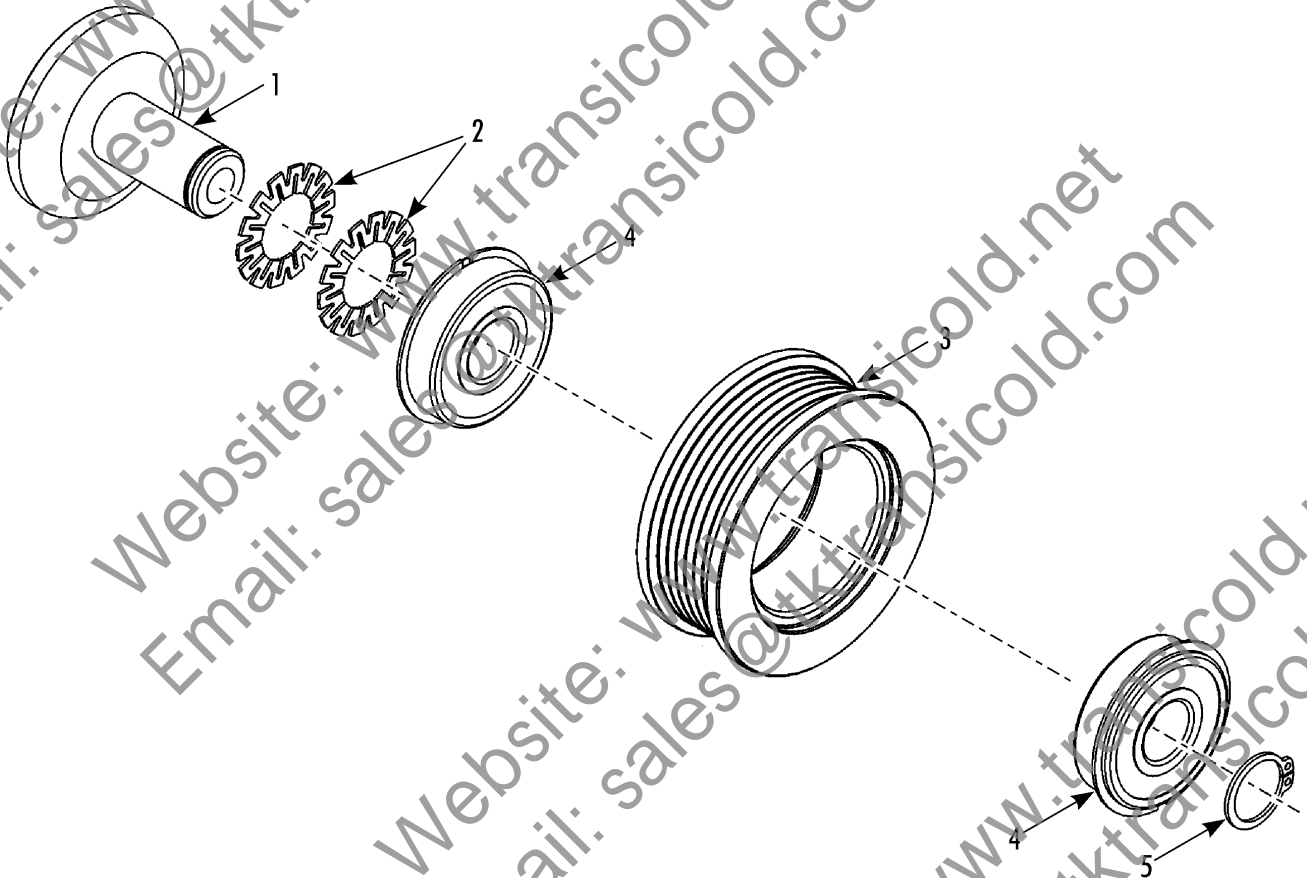


REF	PART NO.	DESCRIPTION	
	772900	IDLER - pulley (smooth pulley)	
1	931054	* SPINDLE	1
2	559959	* WASHER	2
3	773124	* BEARING	2
4	781621	* PULLEY - idler (smooth)	1
5	559960TKA	* RING - snap	1
	2030527	* GREASE	A/R

225E3




IDLER



Website: www.transicold.net
Email: sales@tktransicold.com

Revised
04/07/17

IDLER

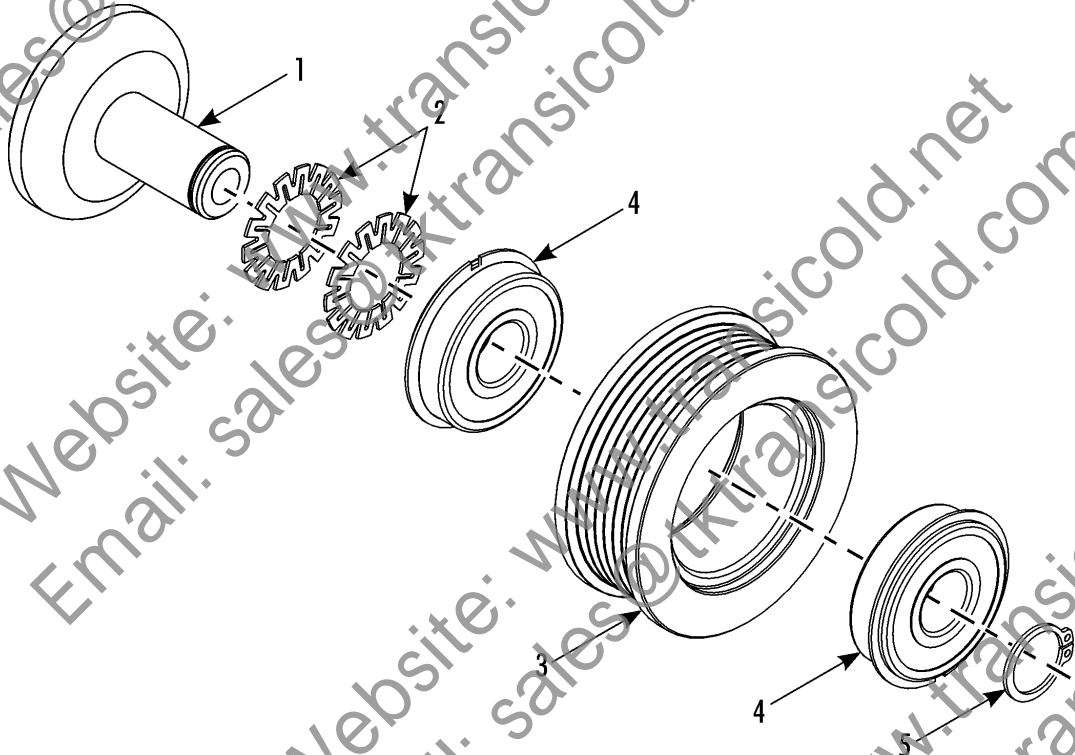


REF	PART NO.	DESCRIPTION	
	772901	IDLER - pulley (grooved pulley)	
1	933622	* SPINDLE	1
2	559959	* WASHER	2
3	781622	* PULLEY - idler (grooved)	1
4	773124	** BEARING	2
	2030527	** GREASE	A/R
5	559960TKA	* RING - snap	1

225E4




IDLER CLUTCH



Revised
12/27/16

IDLER CLUTCH

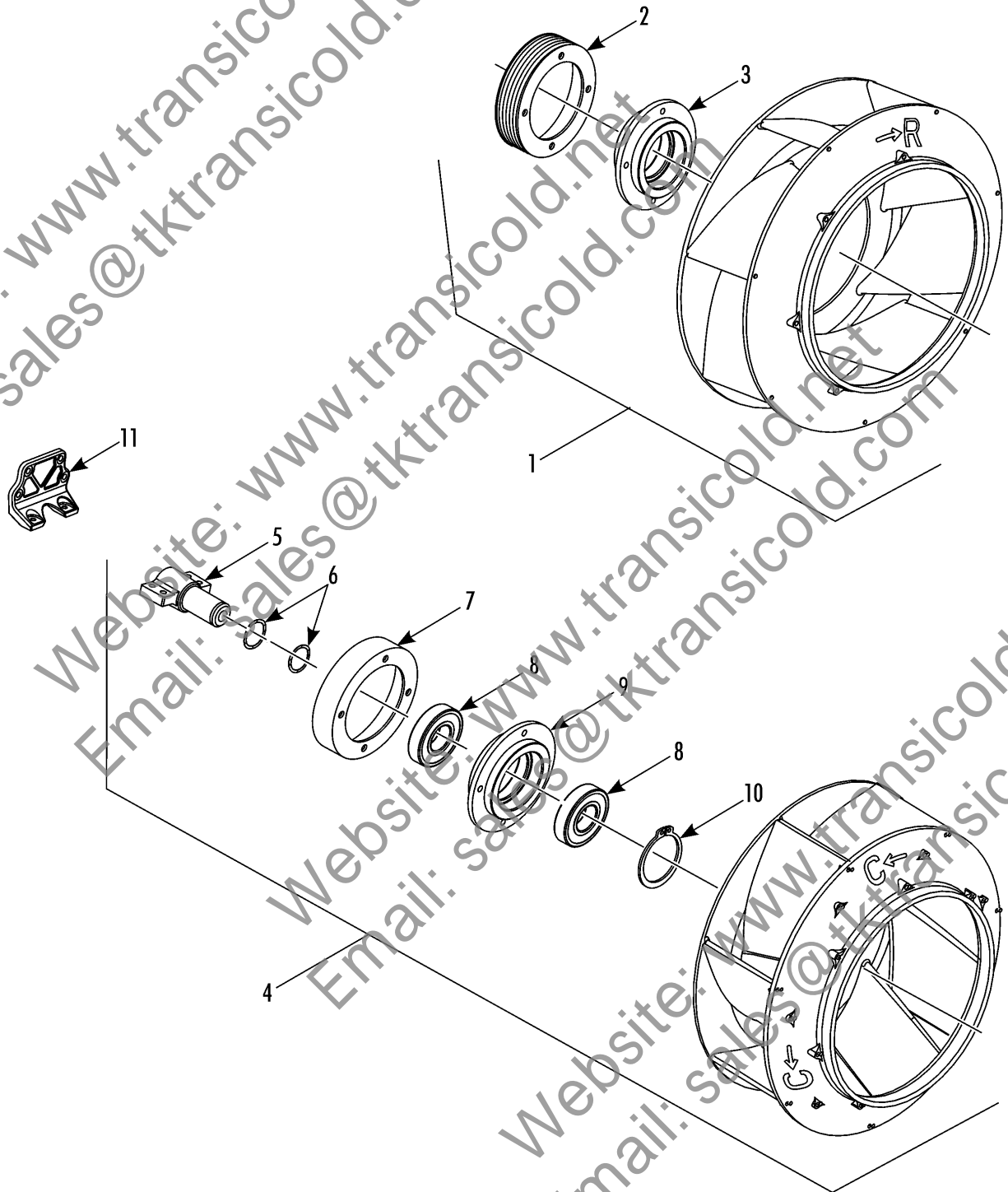


REF	PART NO.	DESCRIPTION	
	781847	IDLER - clutch	
1	934318	* SPINDLE	1
2	559959	* WASHER	2
3	773026	* PULLEY - clutch	1
4	773124	* BEARING	2
5	559960TKA	* RING - snap	1
	2030527	* GREASE	A/R

309E2




CONDENSER BLOWERS



Revised
12/06/16

CONDENSER BLOWERS

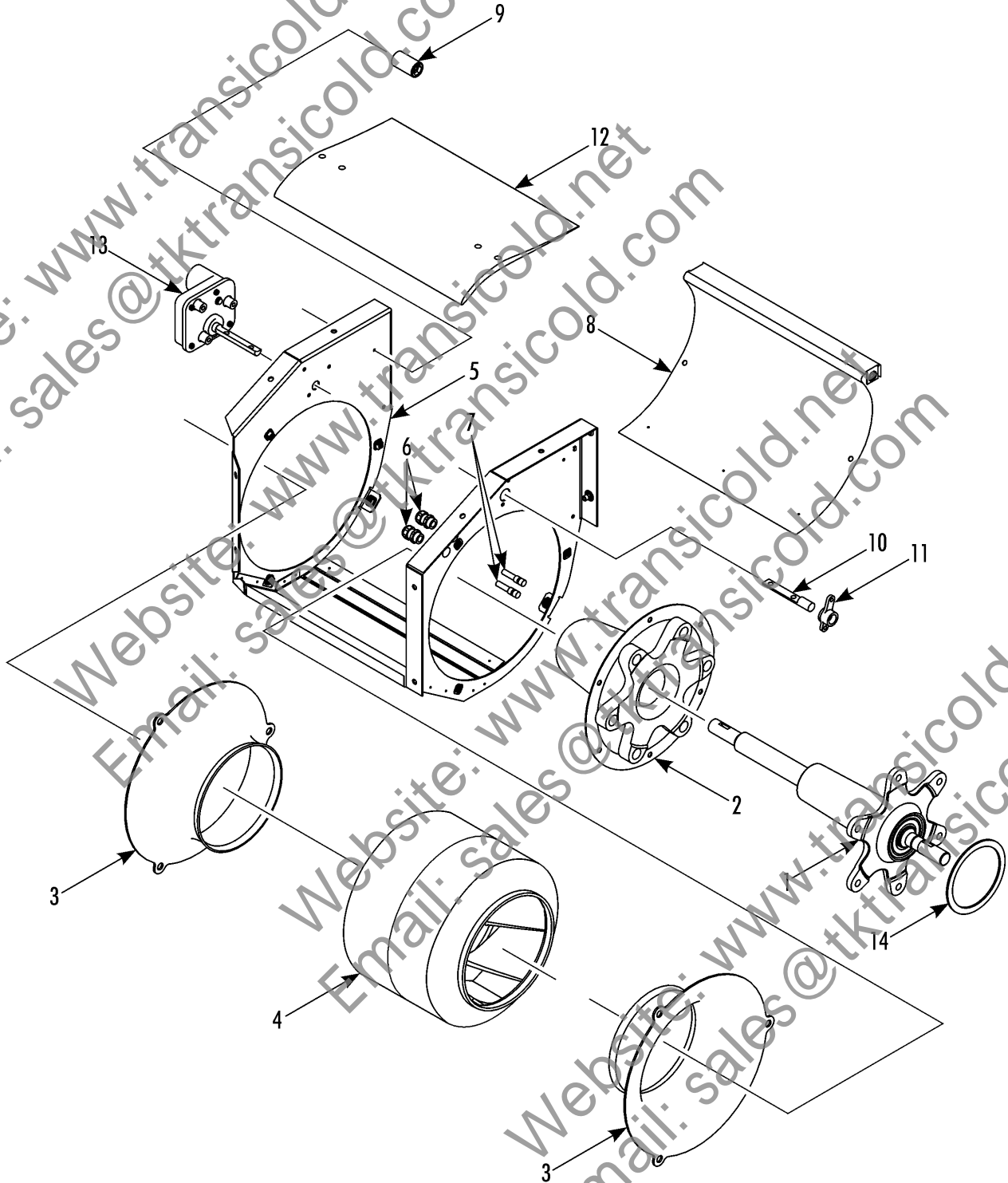


REF	PART NO.	DESCRIPTION	
1	781618	BLOWER - upper	
2	772928	* PULLEY - blower	1
	556215	* SCREW - pulley	4
	557727	* LOCKWASHER	4
	554613	* FLATWASHER	4
3	772911	* HUB - blower	1
	557080	* SCREW - hub to shaft	2
	557727	* LOCKWASHER	2
	554613	* FLATWASHER	2
4	781619	BLOWER - lower	1
5	772899	* SPINDLE - blower	1
	511438	* SCREW - spindle (30mm)	4
6	511687	* WASHER - wave	2
7	772929	* PULLEY - blower	1
8	773125	* BEARING - blower	2
9	772930	* HUB - blower	1
10	559957	* RING - snap	1
	2030527	* GREASE	A/R
	510898	SCREW - spindle to bracket	4
	557727	LOCKWASHER	4
	557069	FLATWASHER	4
11	926504	BRACKET - spindle support (upper)	1
	555424	SCREW - bracket	7
	557727	LOCKWASHER	7
	557069	FLATWASHER	7

309E3




EVAPORATOR BLOWER



Revised
11/07/16

EVAPORATOR BLOWER

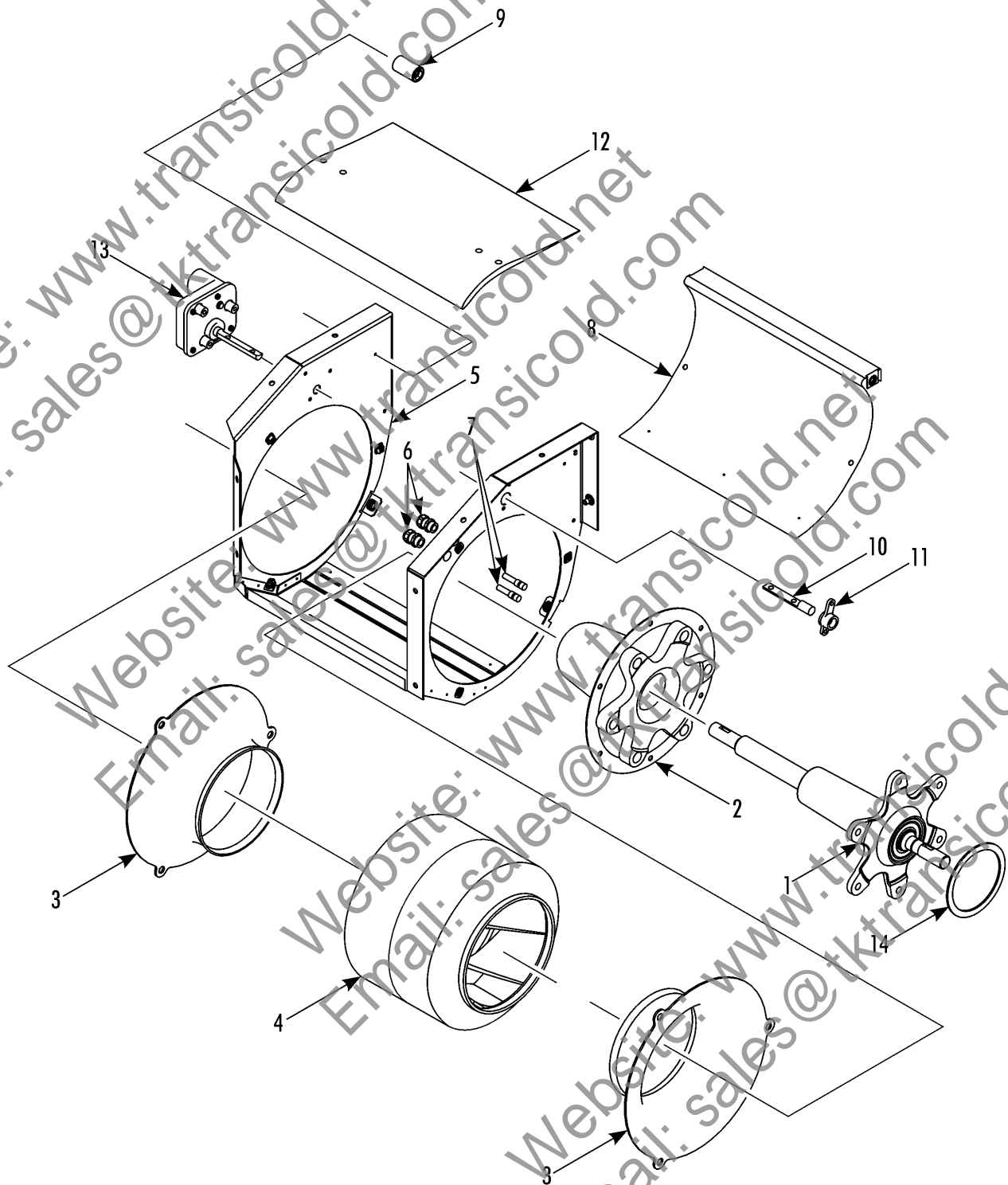


REF	PART NO.	DESCRIPTION	
1	781615	FANSHAFT ASSEMBLY (see 225D13)	
	334514	* SEAL - fanshaft	1
	558586	SCREW - fanshaft	6
	551173	LOCKWASHER	6
	557072	FLATWASHER	6
2	926499	SHIELD - insulation	1
	510718	SCREW - shield	6
	553045	WASHER - dome	6
3	772910	INLET - evaporator blower	2
	559761	SCREW - inlet	6
	553045	WASHER - dome	6
4	781616	BLOWER - evaporator	1
	550457	KEY - hub	1
	557080	* SCREW - blower to shaft	2
	557342	* LOCKWASHER	2
	557085	* FLATWASHER	2
5	988184	HOUSING - blower	1
	557828	SCREW - housing (35mm)	4
	556993	SCREW - housing (25mm)	5
	557342	LOCKWASHER	9
	557085	FLATWASHER	9
6	555111	CONNECTOR - sensor	2
7	400974	KIT - sensor	2
8	926502	PANEL - scroll	1
	559761	SCREW - panel	4
9	913599	STOP - damper	2
	559002	SCREW - damper stop	2
	510717	NUT	2
10	926501	SHAFT - damper blade	1
	556993	SCREW - shaft	4

309E3




EVAPORATOR BLOWER



Revised
11/07/16

EVAPORATOR BLOWER

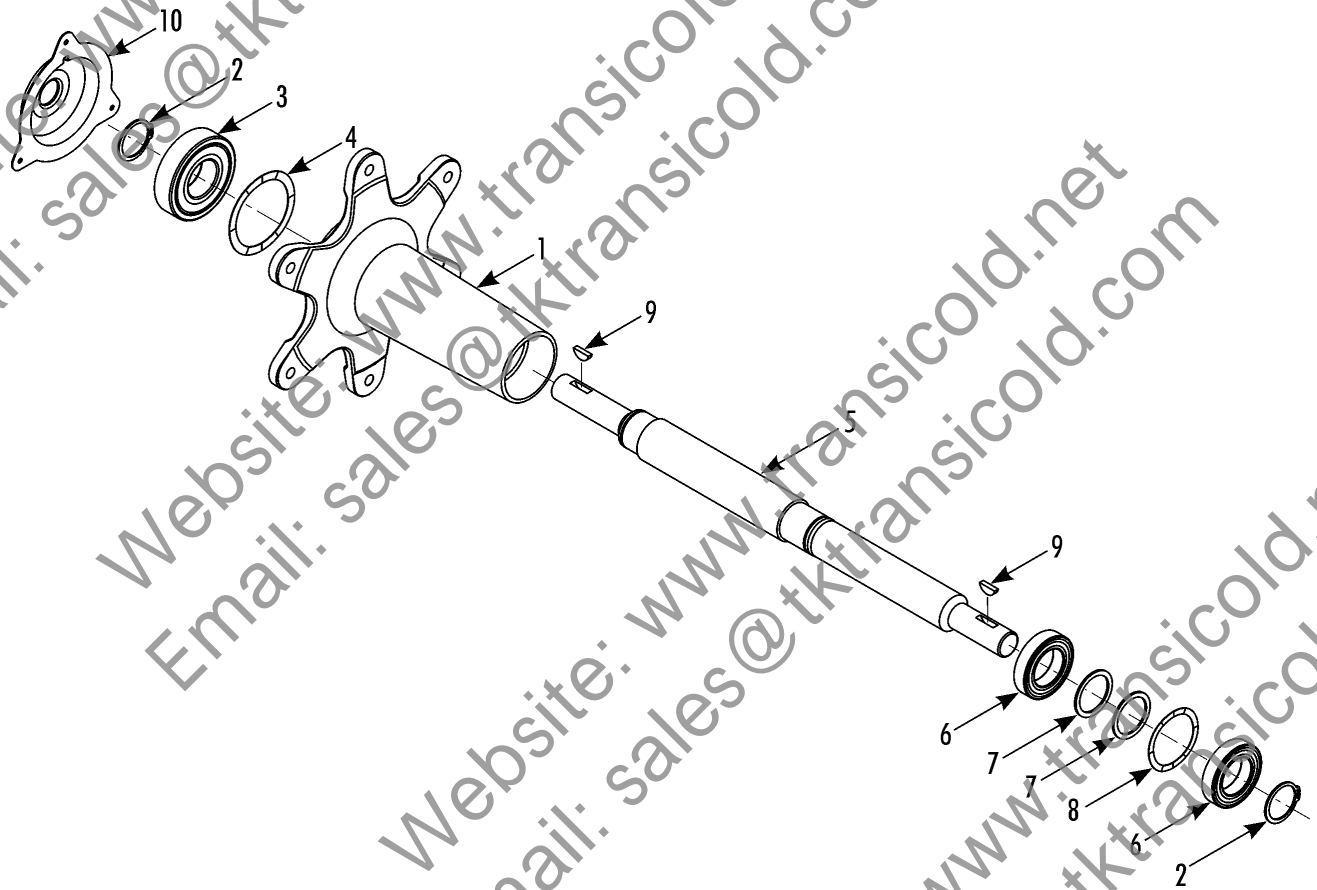


REF	PART NO.	DESCRIPTION	
	557342	LOCKWASHER	
11	926500	BUSHING - damper pivot	1
	559761	SCREW - bushing	2
	559762	NUT	2
12	926544	BLADE - damper	1
13	417852	MOTOR - damper	1
	510718	SCREW - motor	3
14	334514	SEAL - fanshaft	1

225D13



FANSHAFT



Revised
04/07/17

FANSHAFT



22



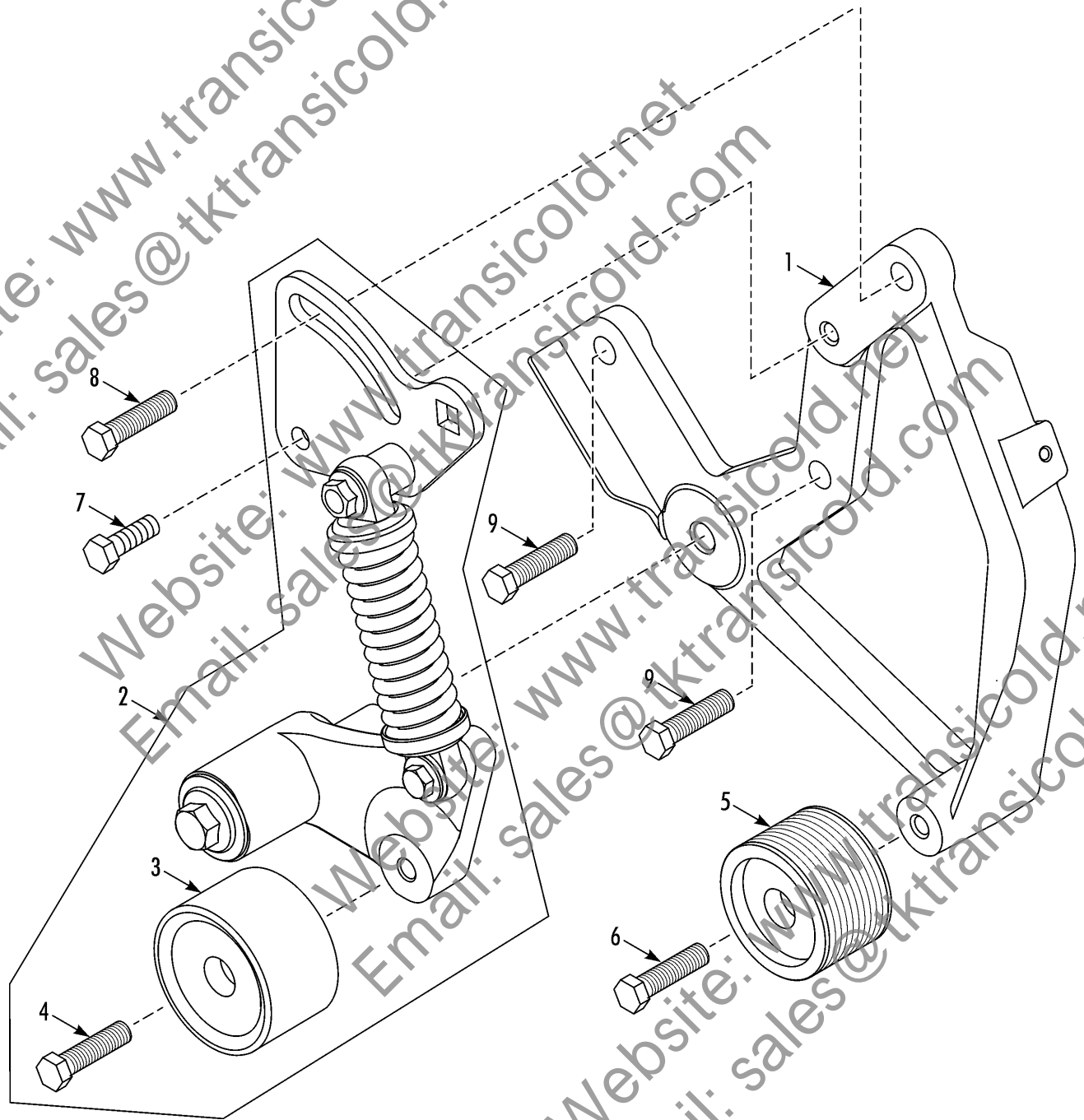
REF	PART NO.	DESCRIPTION	
	781615	FANSHAFT - complete	
1	NSS	* HOUSING - fanshaft	1
2	511685	* RING - snap	2
3	773117	* BEARING	1
4	511684	* WASHER - wave	1
5	772896	* SHAFT - fan	1
6	773118	* BEARING	2
7	511682	* WASHER	2
8	511683	* WASHER - wave	1
	2030527	* GREASE	A/R
9	550457	KEY	2
10	931693	COVER - bearing	1
	553136	RIVET - bearing cover	3

NOTE: See SPAB399 for shaft availability as an individual part.

261F2



TENSIONER CLUTCH



Revised
04/06/17

TENSIONER CLUTCH



REF	PART NO.	DESCRIPTION	
1	773065	BRACKET - tensioner	
2	773189	TENSIONER - complete	1
3	773172	* PULLEY - idler, complete (smooth)	1
4	555589	** SCREW - pulley	1
5	773173	PULLEY - idler, complete (grooved)	1
6	555589	* SCREW - pulley	1
7	555579	SCREW - pivot	1
	551173	LOCKWASHER	1
	557072	FLATWASHER	1
8	558469	SCREW - slot / mount	1
	556283	LOCKWASHER	1
	552038	FLATWASHER	1
9	555354	SCREW - bracket mount	2
	550365	LOCKWASHER	2
	552038	FLATWASHER	2

NOTE: Tensioner assembly 929487 was replaced by tensioner assembly 773189. See bulletin SPAB 471 for more information.

226C2




CROSS SHAFT (30 units)



Revised
04/06/17

CROSS SHAFT (30 units)

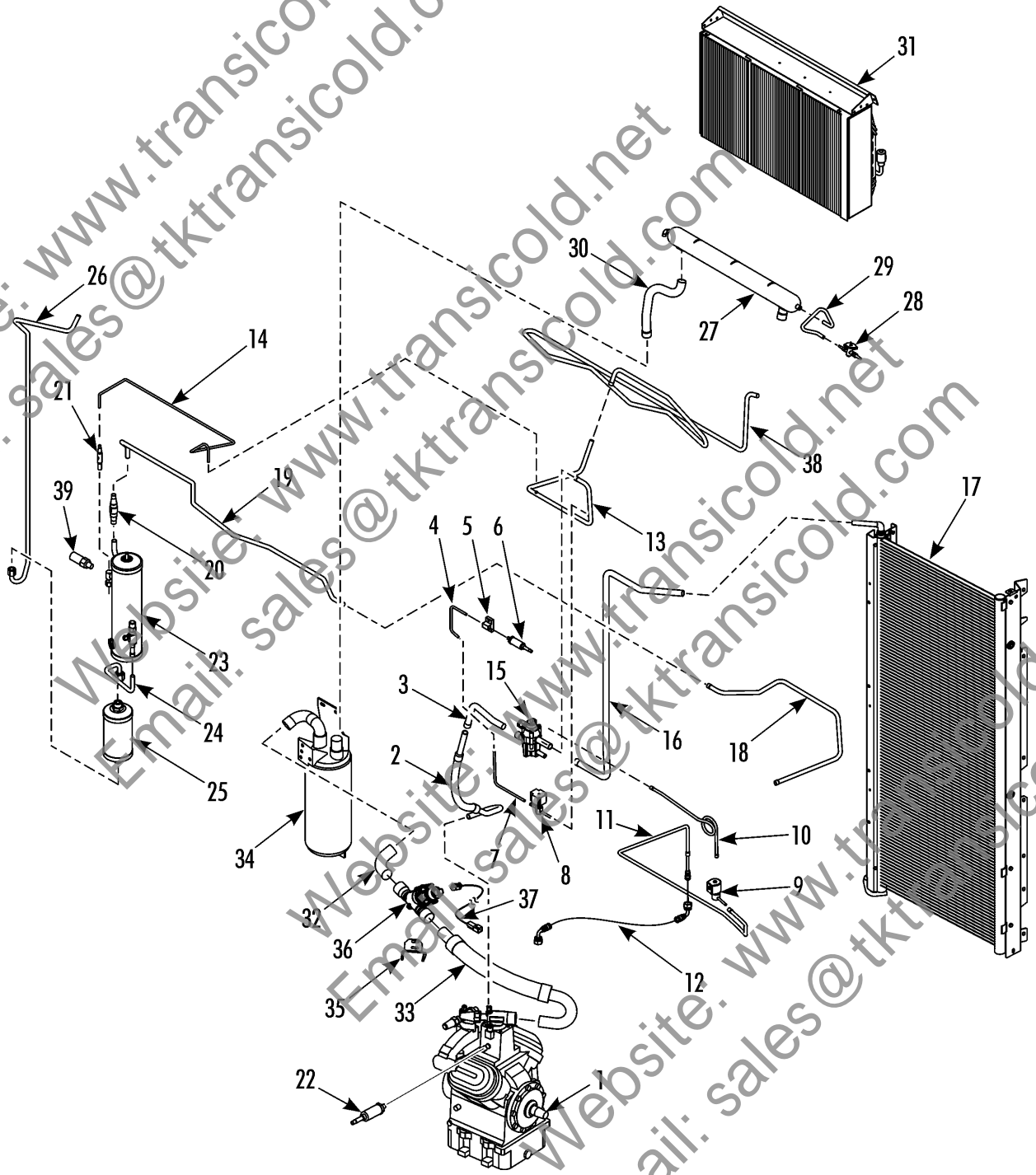


REF	PART NO.	DESCRIPTION	
	781696	CROSS DRIVE ASSEMBLY	
1	NSS	* HOUSING	1
	512113	* RING - retainer, internal	2
2	512114	* WASHER - wave	1
3	773119	* BEARING	2
4	NSS	* SHAFT	1
5	559957	* RING - snap	2
6	511748	* KEY	2

312B5




REFRIGERATION COMPONENTS



Revised
04/07/17

REFRIGERATION COMPONENTS

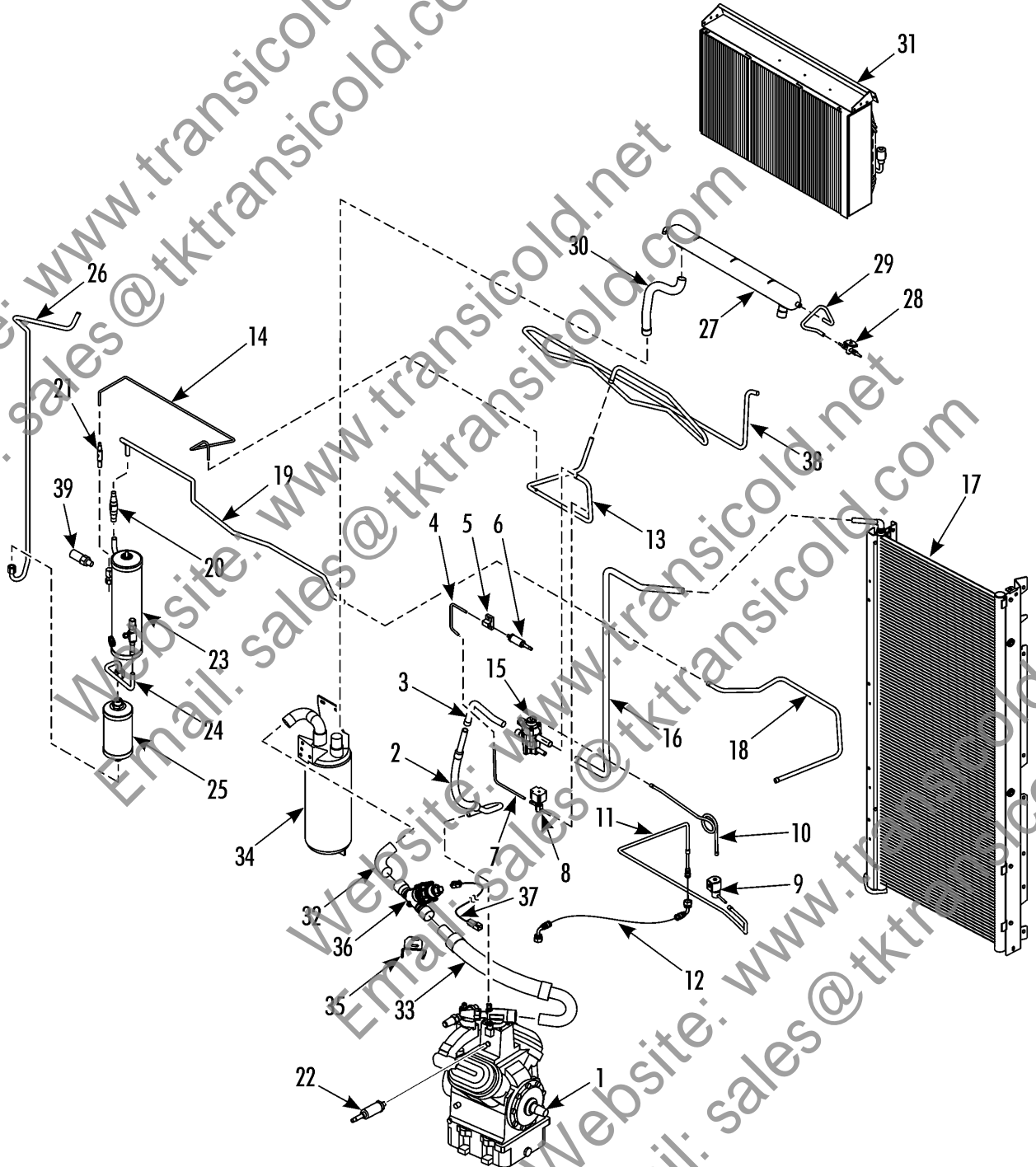


REF	PART NO.	DESCRIPTION	
1	NSS	COMPRESSOR - see compressor group	
2	614127	VIBRASORBER - discharge	1
3	614133	TUBE - vibrasorber to 3-way valve	1
4	614138	TUBE - transducer	1
5	669246	* FITTING - transducer	1
6	421312	TRANSDUCER - discharge	1
7	618047	TUBE - inlet (hot gas valve)	1
8	617687	SOLENOID - pulsing, hot gas	1
	421470	* COIL - valve	1
9	668560	SOLENOID - pilot	1
	411521	* COIL	1
10	615265	TUBE - 3 way to solenoid	1
11	614136	TUBE - solenoid to compressor	1
12	611829	HOSE	1
13	614134	TUBE - defrost	1
14	616281	TUBE - defrost to receiver tank	1
15	615210TKA	VALVE - 3-way (see 226C6)	1
16	615104	TUBE - 3-way to condenser coil	1
17	673012	COIL - condenser/ radiator (see 309H5)	1
	673013	* COIL - condenser (micro channel coil)	1
	672856	* COIL - radiator	1
18	618151	TUBE - condenser to joint	1
19	614232	TUBE - joint to check valve	1
20	614269	VALVE - check (1/2 od)	1
21	614268	VALVE - check (1/4 od)	1
22	422284	TRANSDUCER - suction	1
23	672336	TANK - receiver	1
	332419	* O-RING	1
	669918	* INDICATOR - liquid	1
24	616280	TUBE - receiver to dehydrator	1

312B5



REFRIGERATION COMPONENTS



Revised
04/07/17

REFRIGERATION COMPONENTS

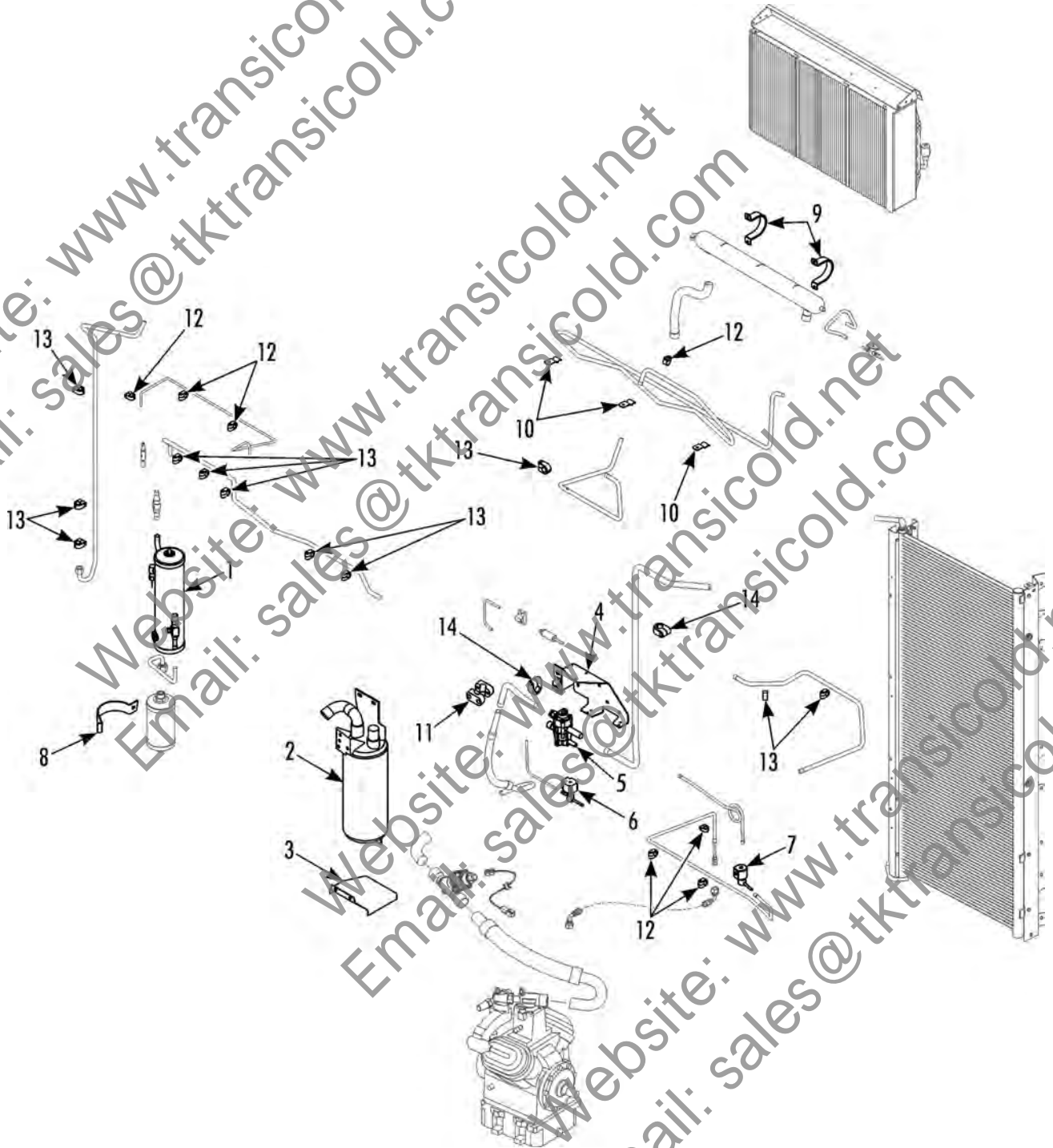


REF	PART NO.	DESCRIPTION	
25	610600TKA	DEHYDRATOR	
26	614142	TUBE - dehydrator to joint	1
27	672698	HEAT EXCHANGER	1
	552183	* ELBOW - heat exchanger	1
28	617048	* VALVE - expansion	1
	666380	* SCREEN - filter (inlet)	1
	664441	* SCREEN - filter (outlet)	1
29	618152	* TUBE -inlet, expansion valve	1
30	618153	* TUBE - exchanger to accumulator tank	1
31	672786	COIL - evaporator	1
32	660602TKA	ELBOW	1
33	614126	VIBRASORBER - suction	1
34	672335	TANK - accumulator	1
35	933540	BRACKET - valve	1
36	617723	VALVE - throttling (see SB1097 for more information)	1
	401313	*KIT - valve repair	1
37	422524	HARNESS - jumper	1
38	672337	TUBE - serpentine	1
39	667392	VALVE - relief	1
	331015	* O-RING - valve	1

309H4




REFRIGERATION CLAMPS & MOUNT



Revised
03/28/17

REFRIGERATION CLAMPS & MOUNTING

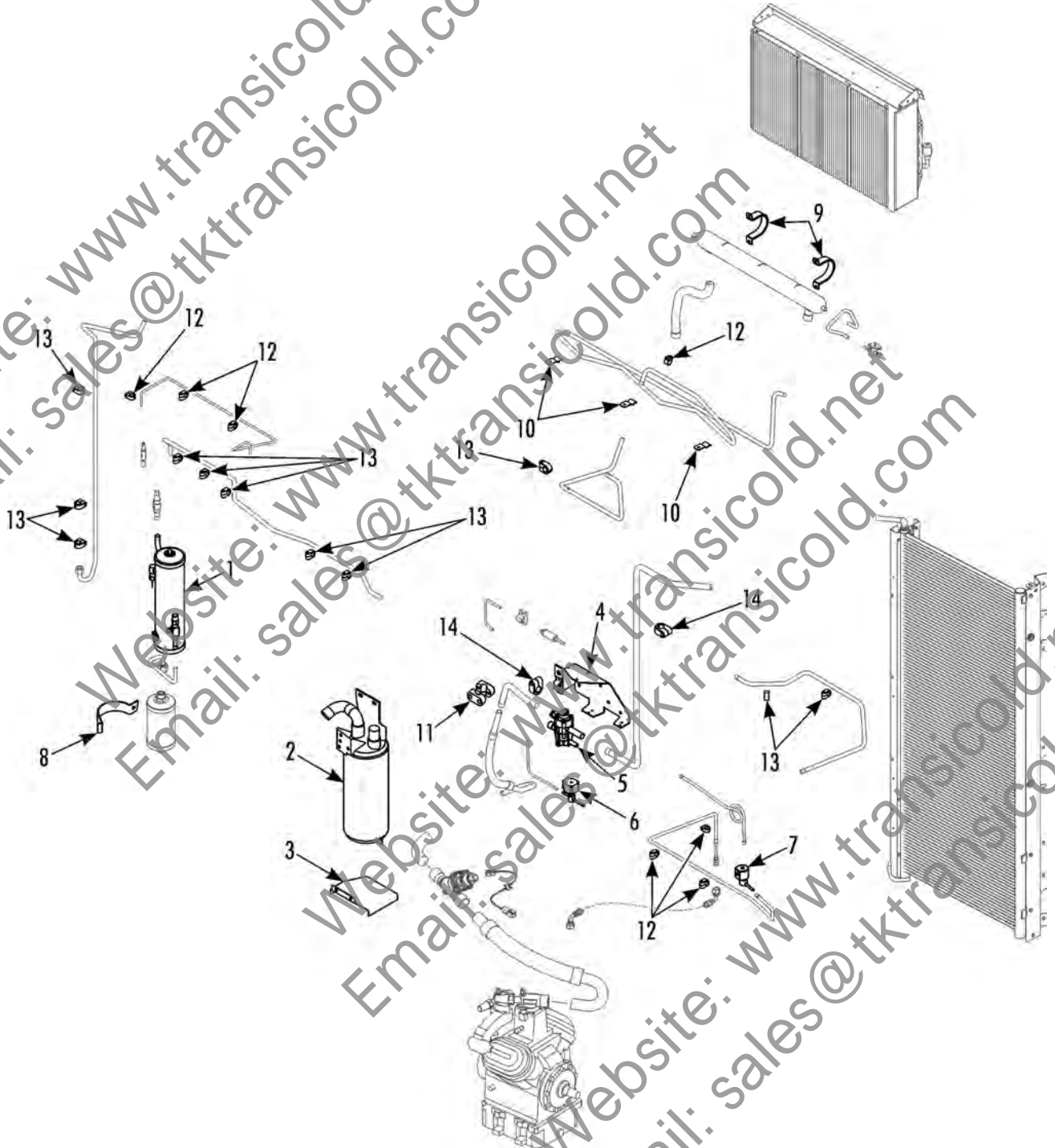


REF	PART NO.	DESCRIPTION	
1	672336	TANK - receiver	
	557005	NUT - tank	1
	554931	WASHER - special	1
2	672335	TANK - accumulator	1
3	926495	TRAY - drip	1
	555424	SCREW - tray & accumulator tank	4
	554614	LOCKWASHER	4
	557069	FLATWASHER	4
4	935123	BRACKET - 3-way valve	1
	510718	SCREW - bracket, 3 way valve	4
5	615210TKA	VALVE - 3-way (see 226C6)	1
	550214	SCREW - 3 way valve	2
	550366	LOCKWASHER - 3 way valve	2
	550411	FLATWASHER - 3 way valve	2
6	617687	SOLENOID - pulsing, hot gas	1
7	668560	SOLENOID - pilot	1
	551384	SCREW - solenoid valve	4
	550414	LOCKWASHER - solenoid valve	4
	550406	FLATWASHER - solenoid valve	4
8	926639	CLAMP - dehydrator	1
	511867	SCREW - clamp	1
	554614	LOCKWASHER	1
	557069	FLATWASHER	1
9	926491	CLAMP - heat exchanger	2
	559761	SCREW - clamp	4
10	926498	CLAMP - serpentine tube	3
	119116	HOSE - split	3
	510718	SCREW - clamp	3
11	559246	CLAMP - discharge tube	2
	557027	SCREW - clamp	2

309H4




REFRIGERATION CLAMPS & MOUNT



Revised
03/28/17

REFRIGERATION CLAMPS & MOUNTING

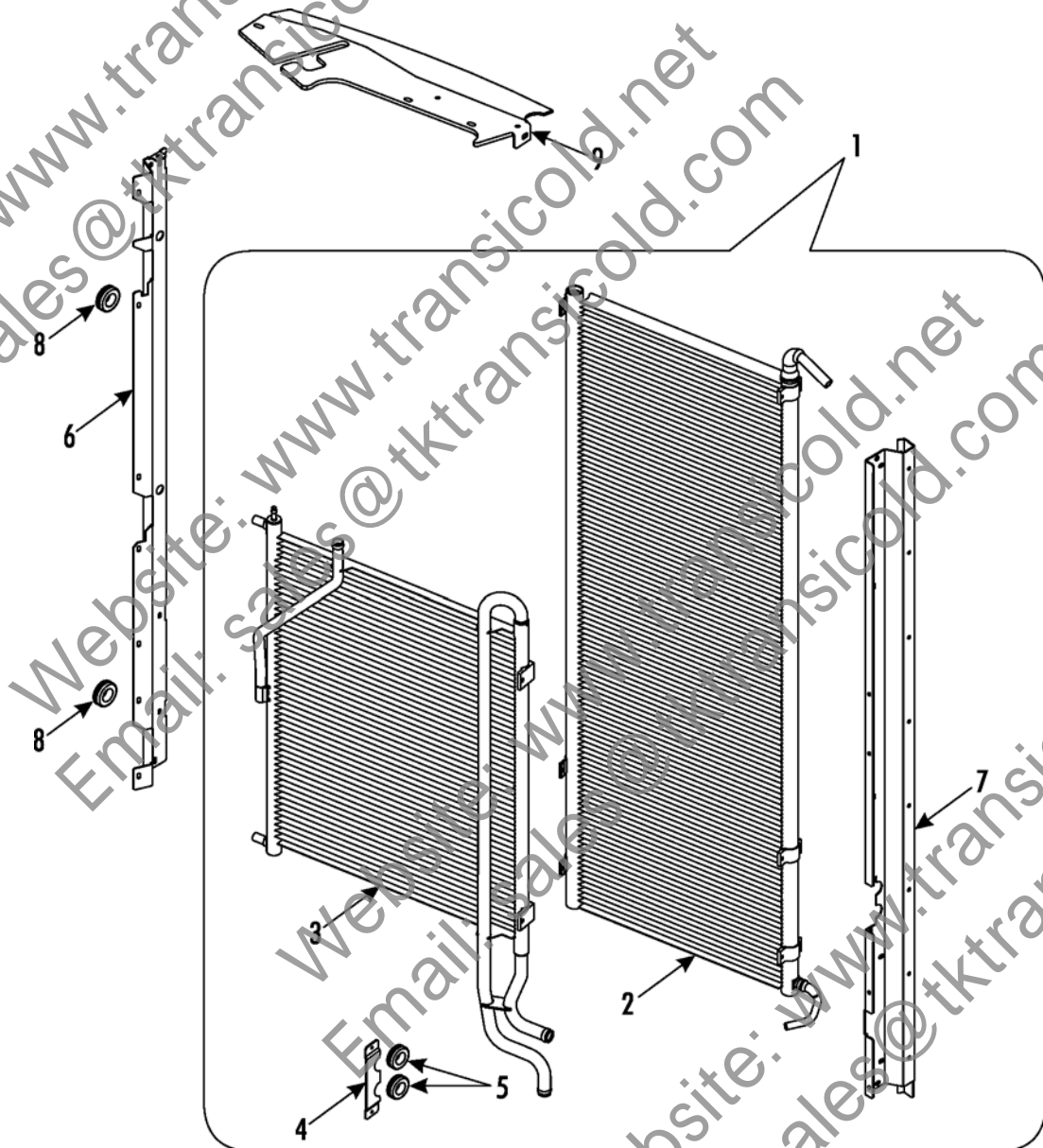


REF	PART NO.	DESCRIPTION	
12	556544	CLAMP - tube (1/4 inch tube)	
13	556389	CLAMP - tube (1/2 inch tube)	13
	557074	SCREW - clamps	A/R
	554607	FLATWASHER	A/R
	554608	LOCKWASHER	A/R
14	910372TKA	CLAMP - tube (3/4 inch tube)	3
	511120TKA	SCREW - clamp	3
	510628	LOCKWASHER	3
	556996	FLATWASHER	3

309H5




MICRO-CHANNEL CONDENSER COIL



Revised
11/29/16

MICRO-CHANNEL CONDENSER COIL



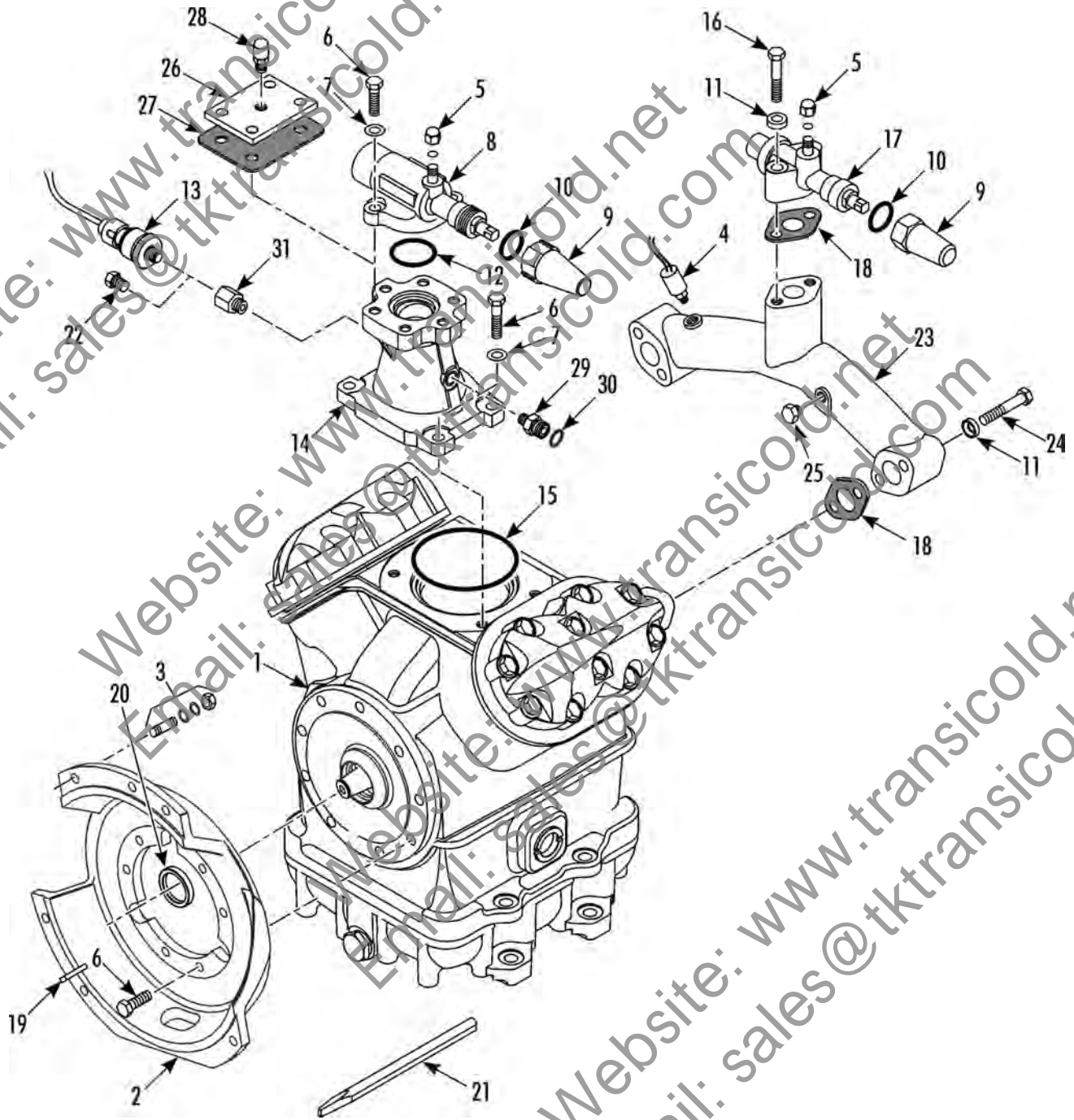
REF	PART NO.	DESCRIPTION	
1	673012	COIL - condenser/ radiator (micro channel coil)	
2	673013	* COIL - condenser	1
3	672856	* COIL - radiator	1
4	933597	* BRACKET - coolant tubes	1
	512270TKA	** NUT - bracket	2
5	330572	** GROMMET (.75 in id)	2
6	935122	* BRACKET - condenser	1
7	935181	* BRACKET - condenser	1
	513241	* SCREW - bracket (torx head)	10
	555000	* SCREW - bracket (hex head)	3
8	331213	* GROMMET - radiator (.5 in id)	2
9	928923	BRACKET - top	1


Website: www.transicold.net
Email: sales@tktransicold.com

309H6



COMPRESSOR GROUP X430P (W/ INTERNAL OIL FILTER)



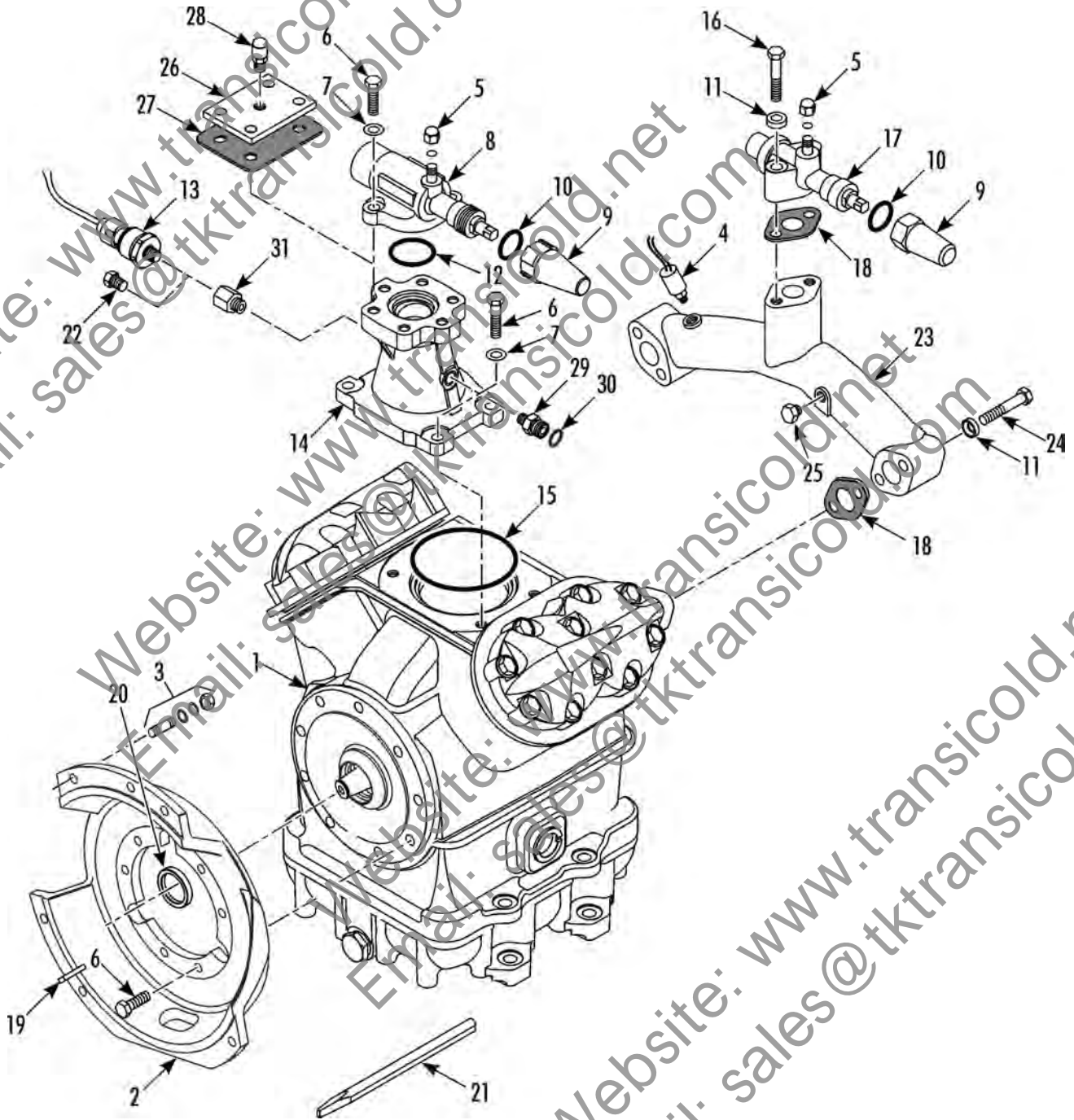
Revised
12/27/16**COMPRESSOR GROUP X430P (W/
INTERNAL OIL FILTER)**


REF	PART NO.	DESCRIPTION	
1	8021147	COMPRESSOR - X430P (dry, new exchange, internal oil filter, see 293E2)	
	917938	* NAMEPLATE - Caution. Improper Oil	1
2	773066	FLANGE - compressor	1
3	551525	STUD - compressor (1.75 in long)	4
	551487	STUD - compressor (2.25 in long)	2
	550402	FLATWASHER	6
	550375	LOCKWASHER	6
	558318	NUT	6
4	420708	SWITCH - hpco	1
	416356	* SWITCH ONLY - hpco	1
5	551983	CAP - flare	2
	330768	GASKET - cap	2
6	559106	SCREW - valve & cover	5
7	550896	FLATWASHER	2
8	665318	VALVE - suction	1
9	662296	* CAP - valve (plastic)	1
	663015	* CAP - valve (brass)	1
10	333007	** GASKET - plastic cap	1
	330350	** GASKET - brass cap	1
11	556804	WASHER - sealing	6
12	330230	O-RING - valve	1
13	422284	TRANSDUCER - suction (ETV units)	1
14	616807	ADAPTER - suction valve (ETV units)	1
15	331221	O-RING - adapter	1
16	556776	SCREW - discharge valve	2
17	660129	VALVE - discharge (incl 9 & 10)	1
18	332805	GASKET - valve (service)	3
19	559032	KEY - compressor	1
20	335061	SEAL - oil (large shaft, 1-3/16 dia)	1

309H6



COMPRESSOR GROUP X430P (W/ INTERNAL OIL FILTER)



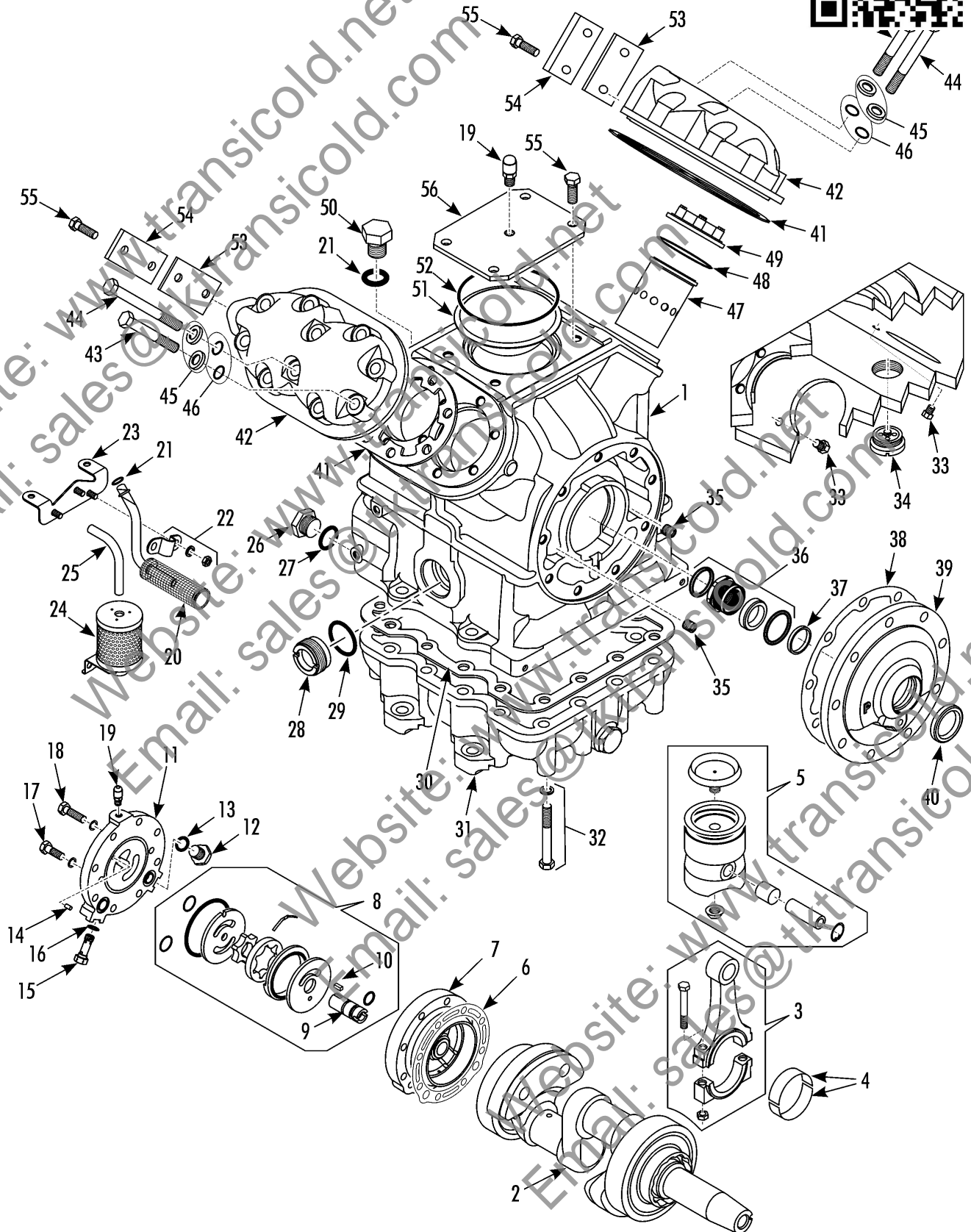
Revised
12/27/16**COMPRESSOR GROUP X430P (W/
INTERNAL OIL FILTER)**


REF	PART NO.	DESCRIPTION	
21	2040972	TOOL - keyway alignment	
22	132476	FITTING - restriction	1
23	221275	MANIFOLD - discharge	1
24	553641	SCREW - manifold	4
25	553364	PLUG - pipe	2
	511498	PLUG	1
	334277	GASKET - plug	1
26	914134TKA	PLATE - cover	1
27	333101	GASKET - cover	1
28	112886	VALVE (Schrader)	1
29	668928	ADAPTER - o-ring seal	1
30	331461	* O-RING (#4)	1
31	669387	CAP - adapter	1

293E2



COMPRESSOR - X430P (w/ internal oil)



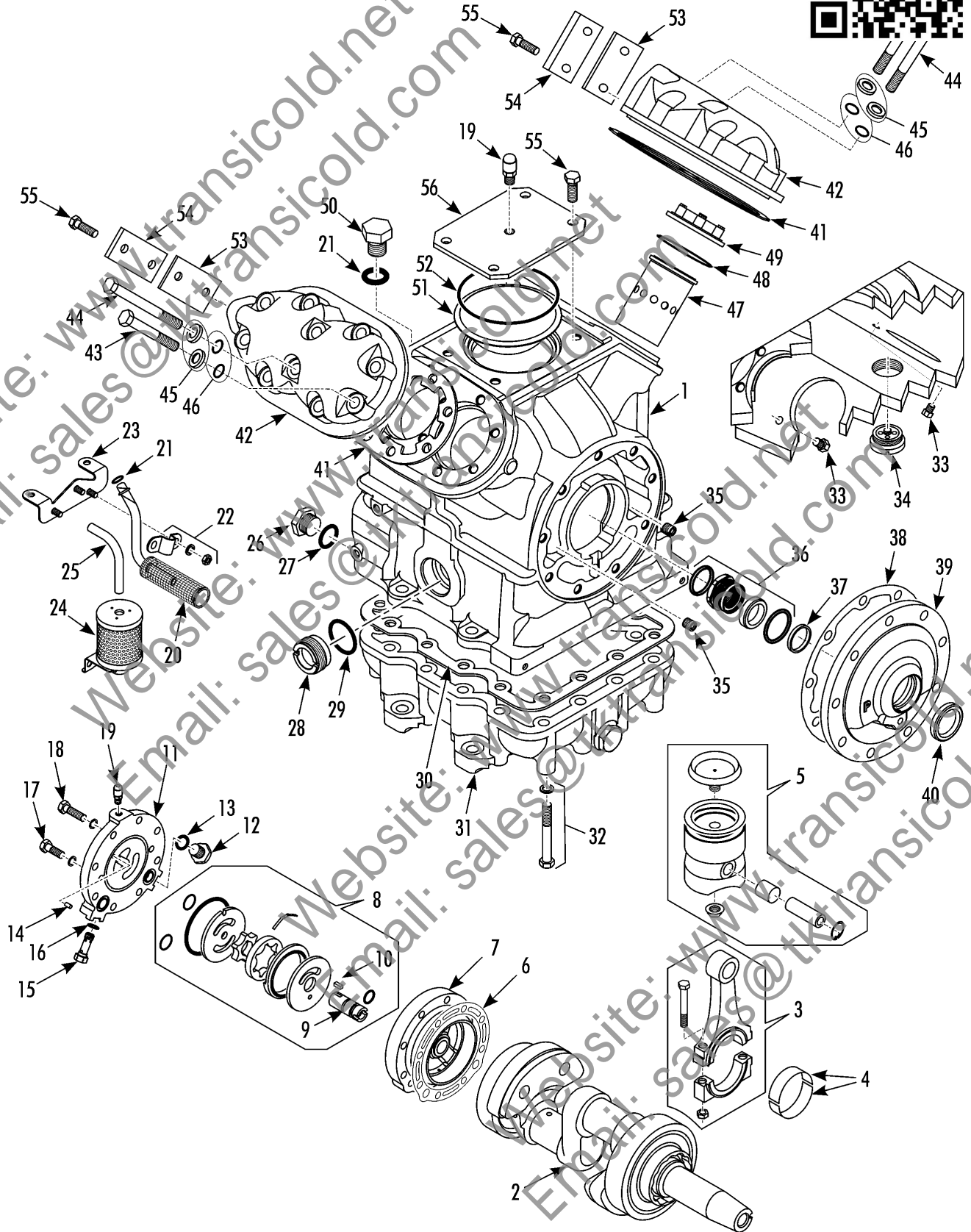
Revised
08/31/15**COMPRESSOR - X430P (w/ internal oil filter)**


REF	PART NO.	DESCRIPTION	
	8021147	COMPRESSOR - X430P (dry, new exchange, internal oil filter)	
1	NSS	* BODY - compressor	1
2	230161	* CRANKSHAFT	1
3	220639	* ROD - connecting	4
4	221246	* BEARING SET - connecting rod (standard)	4
	221264	* BEARING SET (0.005 us)	4
	221265	* BEARING SET (0.010 us)	4
	221266	* BEARING SET (0.020 us)	4
	221267	* BEARING SET (0.030 us)	4
5	220850	* PISTON	4
6	335217	* GASKET - pump end	1
7	221277	* HOUSING - oil pump	1
	554210	** PIN - dowel	1
8	221160TKA	* PUMP - oil	1
9	221149	* SHAFT - oil pump	1
10	559760	** KEY - shaft	1
11	221326	* COVER - pump	1
12	556752	* PLUG - oil pump cover (includes o-ring)	1
13	332095	* O-RING	1
14	554211	* PIN - dowel	1
15	220784	* REGULATOR	1
16	330672	* O-RING (Tube-O, #10, #12)	1
17	550681	* SCREW - cover to housing	2
	510149	* FLATWASHER	2
18	550183	* SCREW - pump	8
19	112886	* VALVE (Schrader)	2
	2030393	* SEALER - thread	A/R
20	220611	* SCREEN - oil pickup	1
21	332205	* O-RING	1
22	994848	* CLAMP - screen	1

293E2



COMPRESSOR - X430P (w/ internal oil)



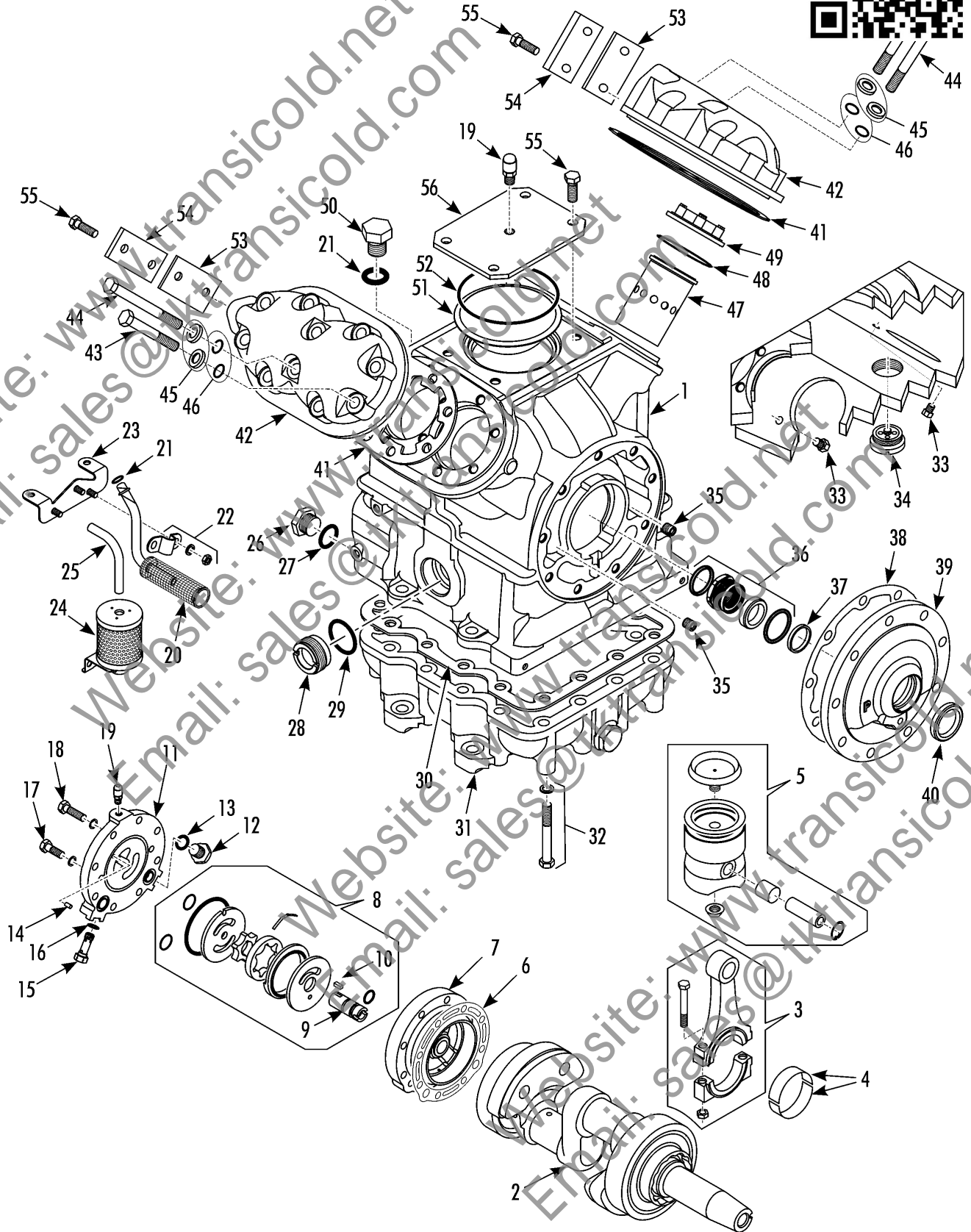
Revised
08/31/15**COMPRESSOR - X430P (w/ internal oil filter)**


REF	PART NO.	DESCRIPTION	
	550291	* NUT	
	550366	* LOCKWASHER	2
23	931486	* BRACKET- screen & filter	1
	550165	* SCREW - bracket	2
	550366	* LOCKWASHER	2
24	221376	* FILTER - oil (compressor)	1
25	616658	* TUBE - oil filter	1
26	556751	* PLUG - magnetic (includes o-ring)	2
27	332095	* O-RING	2
28	220350TKA	* SIGHT GLASS (does not include o-ring)	3
29	330822	* O-RING	3
30	332515	* GASKET - oil sump	1
31	220552	* SUMP - oil	1
32	551417	* SCREW - oil sump	16
	550896	* FLATWASHER	16
33	220653	* VALVE - check	2
34	220787	* VALVE - check (oil return)	1
35	220568	* VALVE - check	2
36	221103	* SEAL - crankshaft	1
37	335238	* SEAL - crankshaft	1
38	335218	* GASKET - drive end	1
39	230163	* PLATE - crankshaft	1
	559106	* SCREW - housing	9
	550896	* FLATWASHER	9
40	335061	* SEAL - crankshaft	1
41	332552	* GASKET - cylinder head	2
42	220789	* HEAD - cylinder	2
43	556805	* SCREW (2 in lg)	12
44	556806	* SCREW (2-5/8 in lg)	8
45	556804	* WASHER - sealing	24

293E2



COMPRESSOR - X430P (w/ internal oil)




Revised
08/31/15**COMPRESSOR - X430P (w/ internal oil filter)**


REF	PART NO.	DESCRIPTION	
46	332019	* O-RING	
47	220656	* SLEEVE - cylinder	4
48	330408	* O-RING	4
49	220990	* PLATE - valve	4
50	556750	* PLUG - oil fill	1
51	220306	* SCREEN - suction	1
52	331221	* O-RING	1
53	333103	* GASKET - valve (service)	2
54	919858	* PLATE - PLATE - cover (w/ lifting hole)	1
	915630	* PLATE - cover	1
55	550329	* SCREW - plate	6
56	333103	* GASKET - plate	1
	2030513	OIL - compressor (use w/ R134a, R404A)	AMP
	300326	KIT - gasket (see 272E0)	1

272E0



COMPRESSOR GASKET SET (300326 X430P)



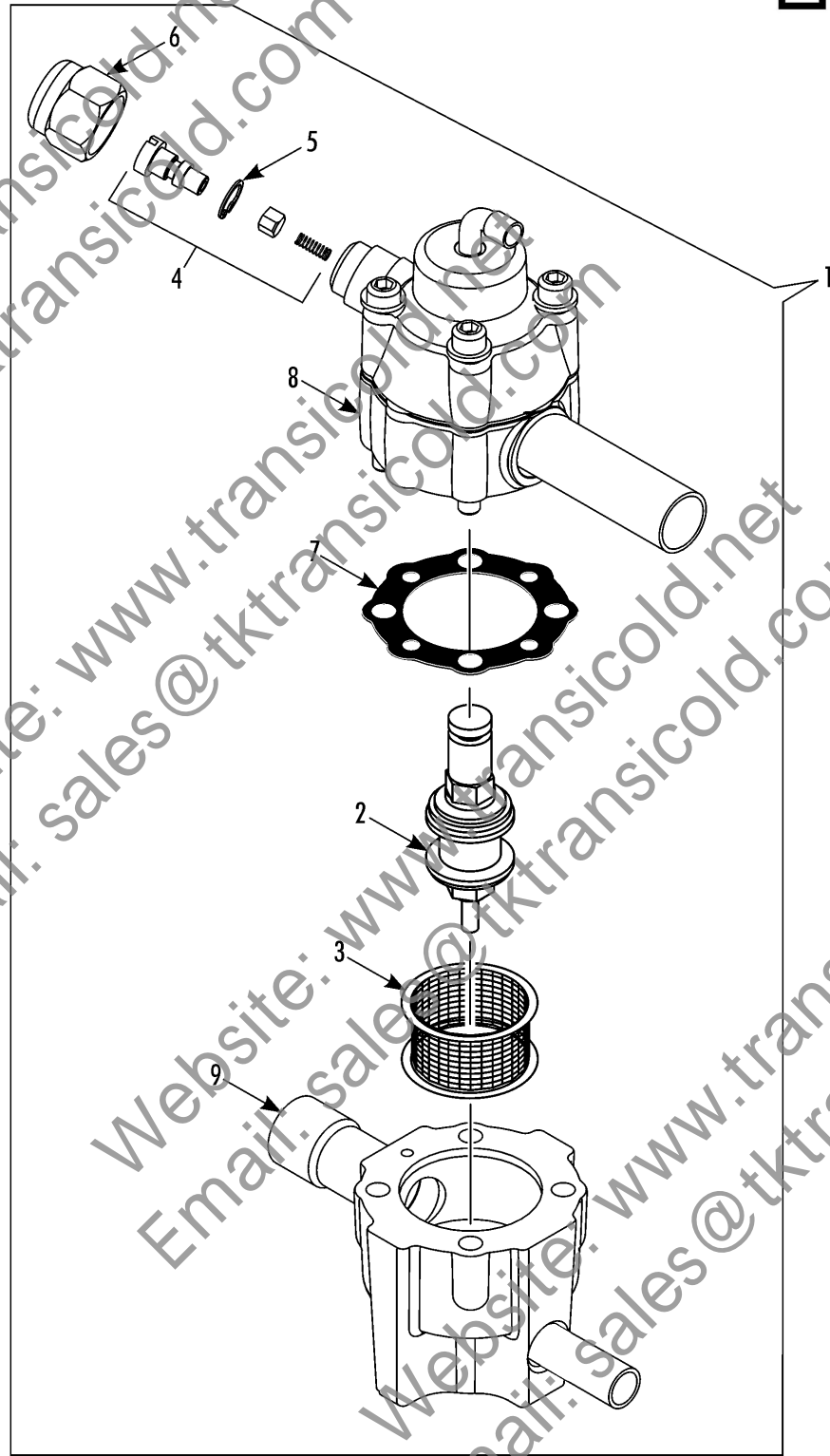
Revised
01/20/15**COMPRESSOR GASKET SET (300326,
X430P)**

REF	PART NO.	DESCRIPTION	
	300326	KIT - gasket (X430P)	
1	330110	* GASKET - pump housing (X426)	1
2	335061	* O-RING - dust seal	1
3	330239	* O-RING - oil galley	2
4	330408	* O-RING - cylinder sleeve	4
5	332205	* O-RING - oil pickup tube	1
6	330672	* O-RING - regulator	1
7	330822	* O-RING - sight glass	1
8	331175	* O-RING - oil pump cover	1
9	331221	* O-RING - throttling valve	1
10	331223	* O-RING - oil pump	2
11	335217	* GASKET - pump housing (X430P)	1
12	332019	* O-RING - cylinder head screw	24
13	332095	* O-RING - oil pump plug & drain plug	2
14	335218	* GASKET - drive plate	1
15	332515	* GASKET - oil sump	1
	333797	GASKET - oil sump (7 qt base)	1
16	332805	* GASKET - valve (service)	3
17	332552	* GASKET - cylinder head	2
18	550381	WASHER - oil fill	1
19	510149	* WASHER - oil pump (5/16)	2
20	550896	* WASHER - compressor seal (3/8)	37

226C6



3-WAY VALVE ASSEMBLY



Revised
12/08/16

3-WAY VALVE ASSEMBLY

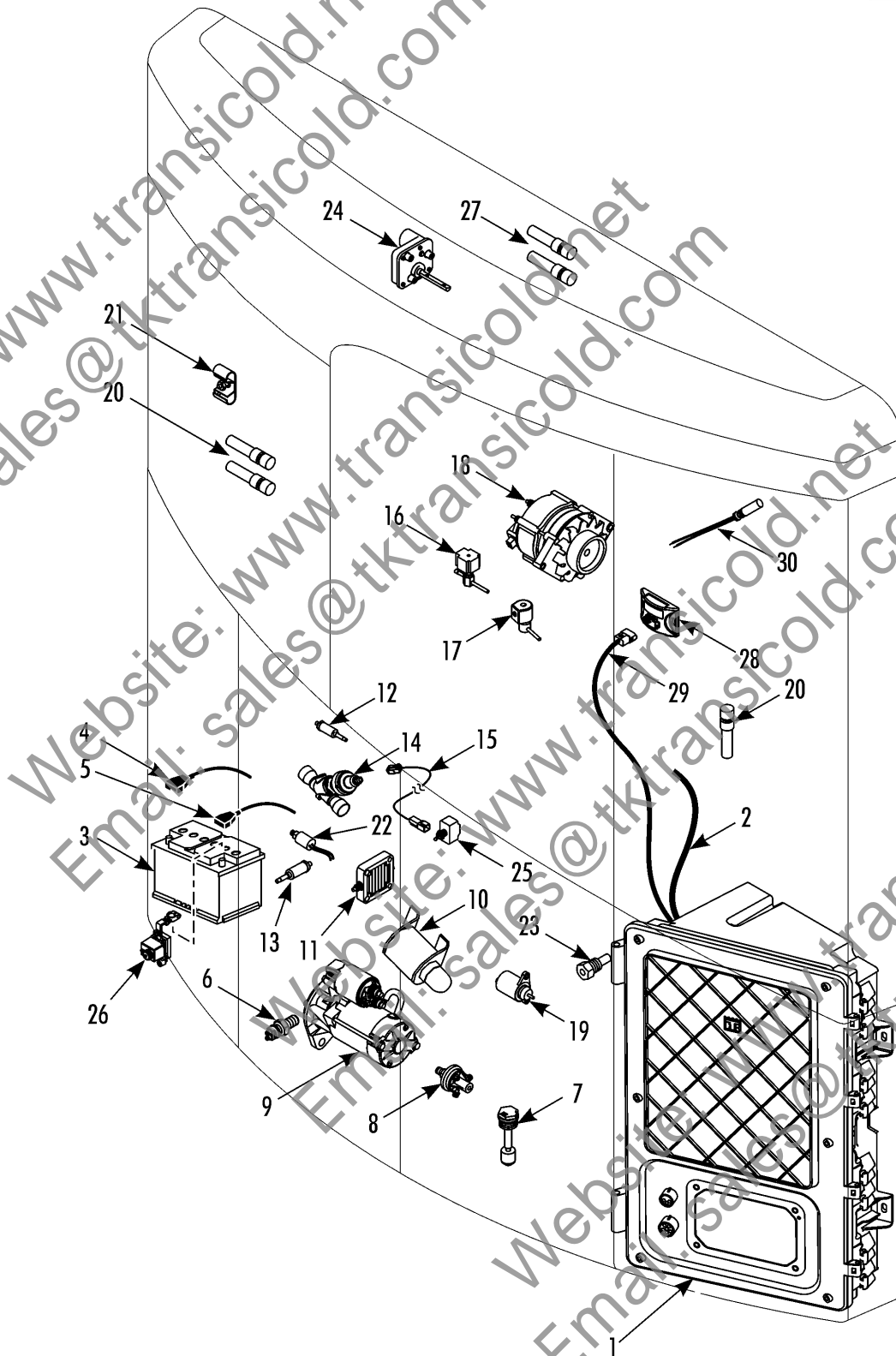


REF	PART NO.	DESCRIPTION	
1	615210TKA	VALVE - 3-way	
2	600300	* KIT - valve repair	1
3	600147TKA	* FILTER	1
4	600163TKA	* KIT - check valve repair	1
5	331124	* O-RING	1
6	615211	* CAP	1
7	333538	* GASKET	1
8	NSS	* HOUSING - upper	1
9	NSS	* HOUSING - upper	1

310A1



ELECTRIC COMPONENTS (30 UNITS)



Revised
03/22/17**ELECTRIC COMPONENTS (30 UNITS)**

REF	PART NO.	DESCRIPTION	
1	NSS	CONTROL BOX (see 310A4)	
2	418025	HARNESSES - main	1
3	2030777	BATTERY - Premium AGM (880 CCA, see 310A3)	1
4	420250	CABLE - battery (pos)	1
5	417976	CABLE - battery (neg)	1
6	418105	SENSOR - RPM	1
7	414470	SWITCH - oil level	1
	334160	* O-RING - switch	1
8	416865	SWITCH - oil pressure	1
9	452177	STARTER	1
10	411566	SOLENOID - throttle (complete)	1
	449181	* SOLENOID - throttle (see 309D4)	1
11	412147	HEATER - intake (see 309B6)	1
12	421312	TRANSDUCER - discharge (units w/ ETV)	1
13	422284	TRANSDUCER - suction (units w/ ETV)	1
14	617723	VALVE - throttling (see SB1097 for more information)	1
	401313	KIT - valve repair	1
15	422524	HARNESSES - jumper	1
16	668560	SOLENOID - pilot (see refrigeration grid)	1
	411521	* COIL	1
17	617687	SOLENOID - pulsing, hot gas (see refrigeration grid)	1
	421470	* COIL - valve	1
18	452589	ALTERNATOR (37A, w/o fan, extended life)	1
	8452589	ALTERNATOR (37A, w/o fan, reman)	1
	452591	ALTERNATOR (120A, w/o fan, extended life)	1
	8452591	ALTERNATOR (120A, w/o fan, reman)	1
	418851	* REGULATOR & BRUSH	1
	422341	FAN - alternator (bi-directional)	1
19	421700	SOLENOID - stop (see 309C3)	1

NOTE: See bulletin SPAB521 for supersession of battery SafeGuard to low voltage disconnect 401344.

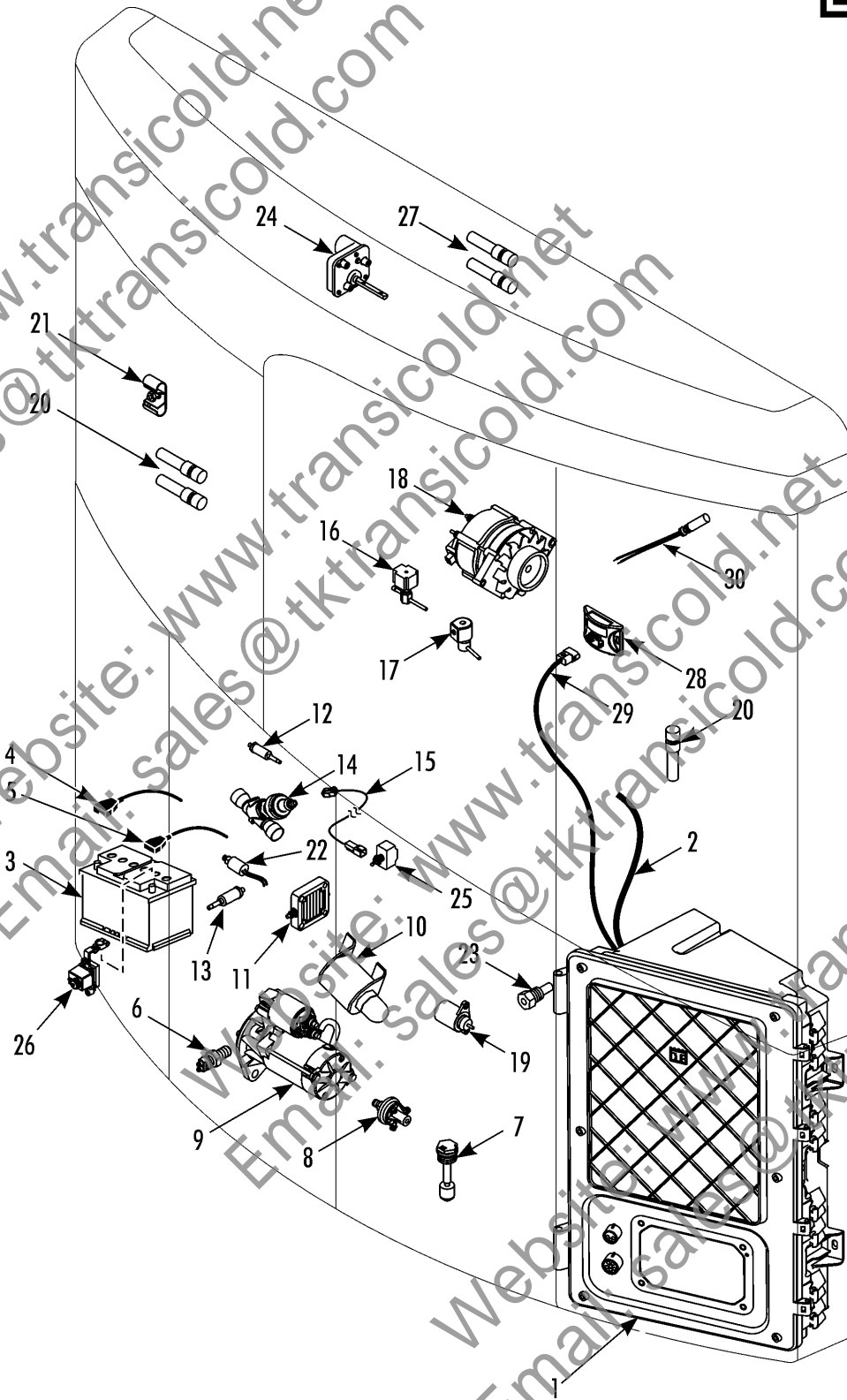
310A1




ELECTRIC COMPONENTS (30 UNITS)



Website: www.transicold.net
Email: sales@tktransicold.com



Revised
03/22/17**ELECTRIC COMPONENTS (30 UNITS)**

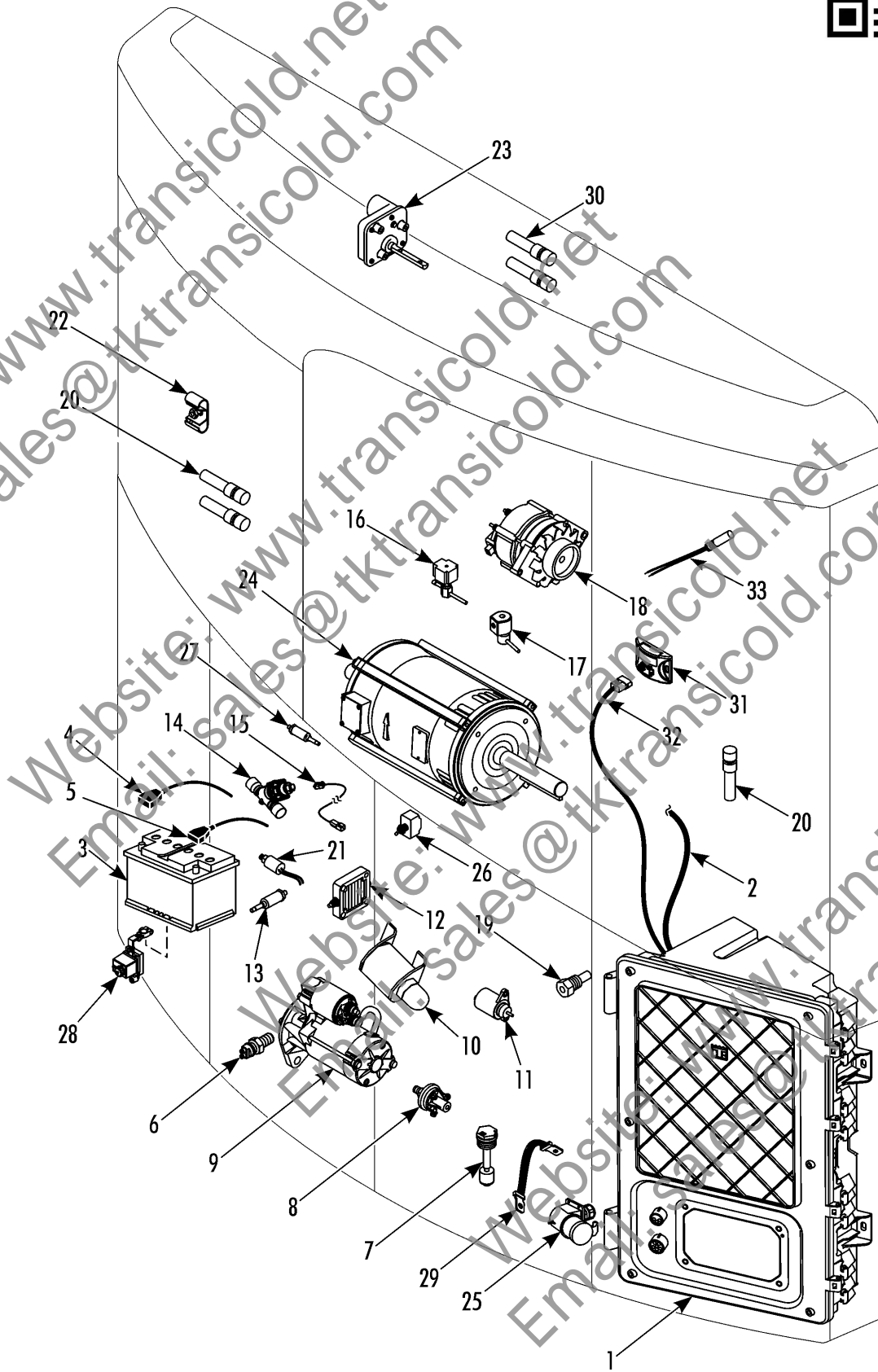
REF	PART NO.	DESCRIPTION	
20	400975	KIT - sensor	
21	924612	RETAINER - sensor	1
22	420708	SWITCH - hpco (compressor)	1
	416356	* SWITCH ONLY - hpco	1
23	416538	SENSOR - coolant temperature (see 309D7)	1
24	417852	MOTOR - damper (see 309E3)	1
25	414163	SWITCH - on/off (part of main harness)	1
26	401118	KIT - battery disconnect (SafeGuard)	1
	512967	* CLAMP - battery (90 degree bend)	1
	419394	* SWITCH - SafeGuard (see note)	1
	928695	* NAMEPLATE - SafeGuard Battery Kit	1
	928693	* NAMEPLATE - SafeGuard Reset	1
27	400974	KIT - sensor	2
	401344	KIT - low voltage disconnect	1
28	422929	MODULE - low voltage	1
29	422928	* HARNESS - module	1
30	415436	SENSOR - temp	1


NOTE: See bulletin SPAB521 for supersession of battery SafeGuard to low voltage disconnect 401344.

310A2



ELECTRIC COMPONENTS (50 UNITS)



Revised
03/22/17**ELECTRIC COMPONENTS (50 UNITS)**

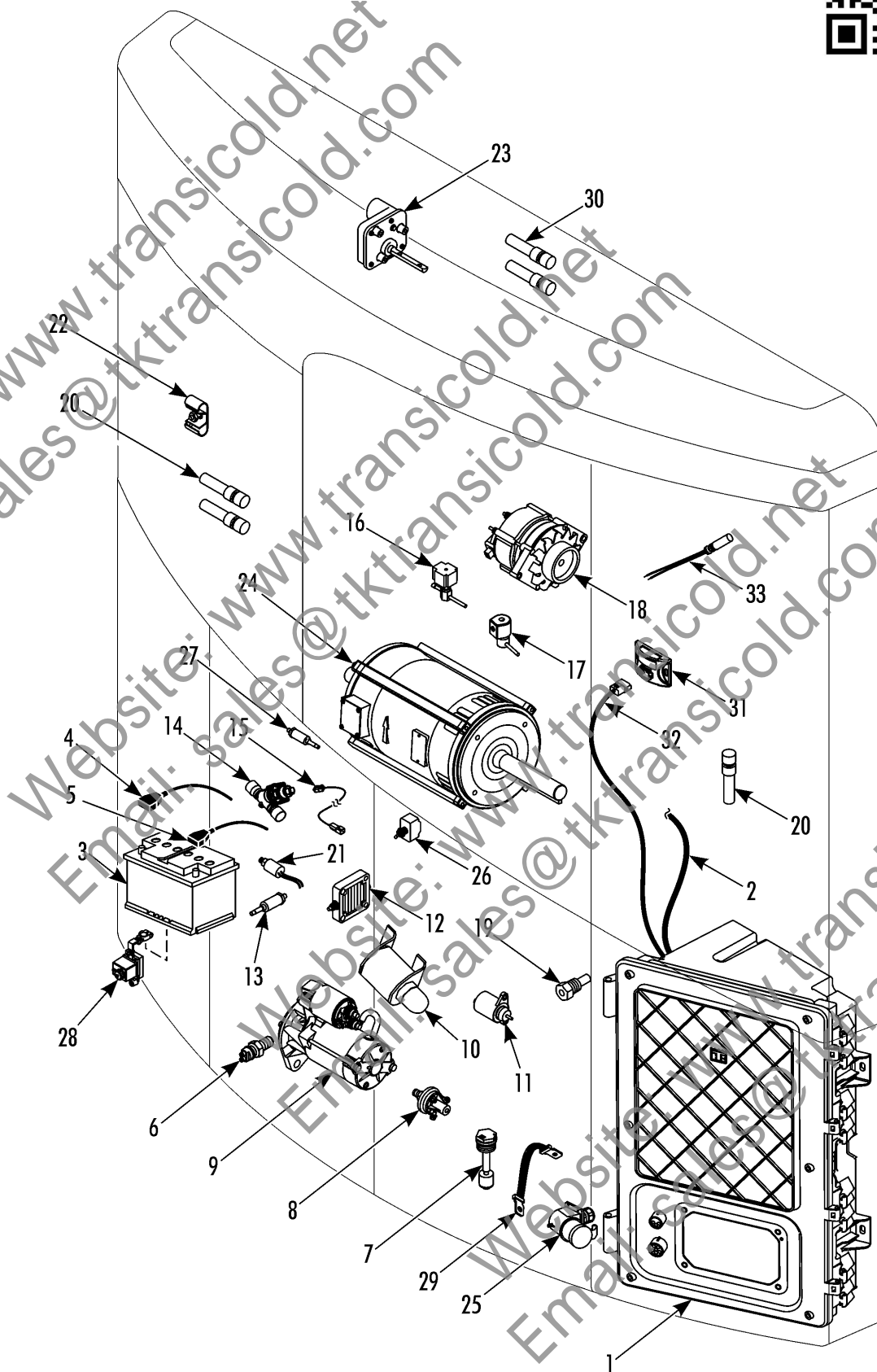
REF	PART NO.	DESCRIPTION	
1	NSS	CONTROL BOX (see 310A4)	
2	417965	HARNESS - main (50 units) (includes 4 & 5)	1
3	2030777	BATTERY - Premium AGM (880 CCA, see 310A3)	1
4	420250	CABLE - battery (pos)	1
5	417976	CABLE - battery (neg)	1
6	418105	SENSOR - RPM	1
7	414470	SWITCH - oil level	1
	334160	* O-RING - switch	1
8	416865	SWITCH - oil pressure	1
9	452177	STARTER	1
10	411566	SOLENOID - throttle (complete)	1
	449181	* SOLENOID - throttle (see 309D4)	1
11	421700	SOLENOID - stop (see 309C3)	1
12	412147	HEATER - intake (see 309B6)	1
13	422284	TRANSDUCER - suction (units w/ ETV)	1
14	617723	VALVE - throttling (see SB1097 for more information)	1
	401313	KIT - valve repair	1
15	422524	HARNESS - jumper	1
16	668560	SOLENOID - pilot (see refrigeration grid)	1
	411521	* COIL	1
17	617687	SOLENOID - pulsing, hot gas (see refrigeration grid)	1
	421470	* COIL - valve	1
18	452589	ALTERNATOR (37A, w/o fan, extended life)	1
	8452589	ALTERNATOR (37A, w/o fan, reman)	1
	452591	ALTERNATOR (120A, w/o fan, extended life)	1
	8452591	ALTERNATOR (120A, w/o fan, reman)	1
	418851	* REGULATOR & BRUSH	1
	422341	FAN - alternator (bi-directional)	1
19	416538	SENSOR - coolant temperature (see 309D7)	1

NOTE: See bulletin SPAB521 for supersession of battery SafeGuard to low voltage disconnect 401344.

310A2



ELECTRIC COMPONENTS (50 UNITS)



Revised
03/22/17**ELECTRIC COMPONENTS (50 UNITS)**

REF	PART NO.	DESCRIPTION	
20	400975	KIT - sensor	
21	420708	SWITCH - hpco (compressor)	1
	416356	* SWITCH ONLY - hpco	1
22	924612	RETAINER - sensor	1
23	417852	MOTOR - damper (see 309E3)	1
24	1040756	MOTOR (15 hp)	1
	1040844	MOTOR (15 hp, Japan)	1
25	418762	RECEPTACLE - power	1
26	414163	SWITCH - on/off (part of main harness)	1
27	421312	TRANSDUCER - discharge (units w/ ETV)	1
28	401118	KIT - battery disconnect (SafeGuard)	1
	512967	* CLAMP - battery (90 degree bend)	1
	419394	* SWITCH - SafeGuard (see note)	1
	928695	* NAMEPLATE - SafeGuard Battery Kit	1
	928693	* NAMEPLATE - SafeGuard Reset	1
	902917	FAN - motor (plastic)	1
29	418915	STRAP - ground	1
30	400974	KIT - sensor	2
	401344	KIT - low voltage disconnect	1
31	422929	* MODULE - low voltage	1
32	422928	* HARNESS - module	1
33	415436	SENSOR - temp	1

NOTE: See bulletin SPAB521 for supersession of battery SafeGuard to low voltage disconnect 401344.

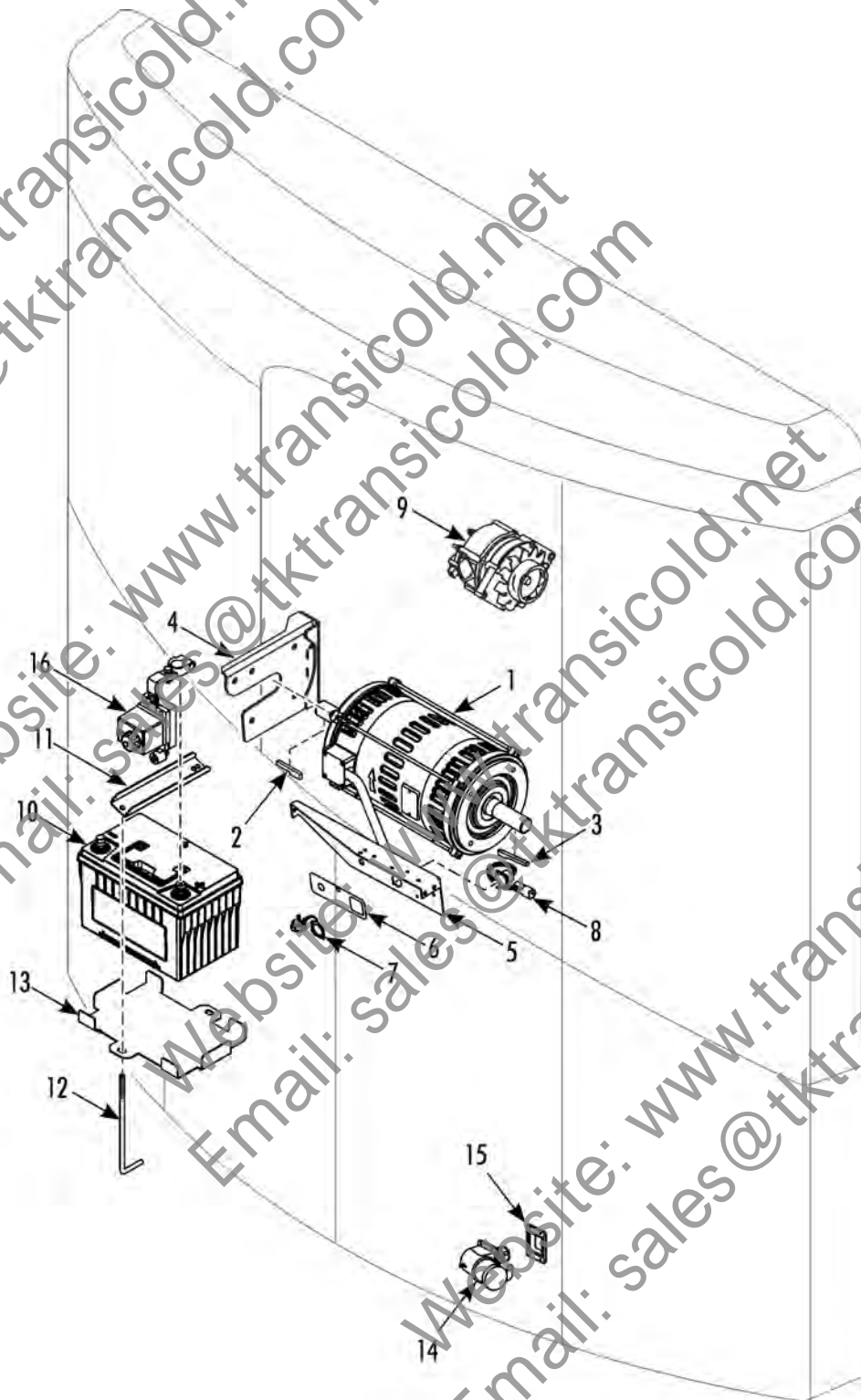
310A3



COMPONENT MOUNTING




Website: www.transicold.net
Email: sales@tktransicold.com



Revised
04/06/17

COMPONENT MOUNTING



REF	PART NO.	DESCRIPTION	
1	1040756	MOTOR (15 hp)	
	1040844	MOTOR (15 hp, Japan)	1
	551669	SCREW - motor	6
	550365	LOCKWASHER	6
	557020	WASHER - special	6
2	512618	* KEY - motor shaft	1
3	512618	* KEY - blower end	1
4	930179	BRACKET - motor	1
	557350	SCREW - bracket to frame	2
	556283	LOCKWASHER	2
	555914	FLATWASHER	2
5	935125	BRACKET - harness (complete)	1
	935128	* BRACKET - harness	1
	510718	* SCREW - bracket	4
6	934356	* NAMEPLATE on/off	1
7	923067	* CAP - dust (5-pin, complete, includes gasket and lanyard)	1
8	422889	* HARNESS - service watch	1
	512018	* SCREW - harness/ cap	2
	559696	* NUT	2
9	452589	ALTERNATOR (37A, w/o fan, extended life)	1
	8452589	ALTERNATOR (37A, w/o fan, reman)	1
	452591	ALTERNATOR (120A, w/o fan, extended life)	1
	8452591	ALTERNATOR (120A, w/o fan, reman)	1
	418851	* REGULATOR & BRUSH	1
	422341	FAN - alternator (bi-directional)	1
	558586	SCREW - alternator (M10)	1
	557072	FLATWASHER	4
	557005	NUT	3
	556215	SCREW - alternator (M8)	1

NOTE: See bulletin SPAB521 for supersession of battery SafeGuard to low voltage disconnect 401344.

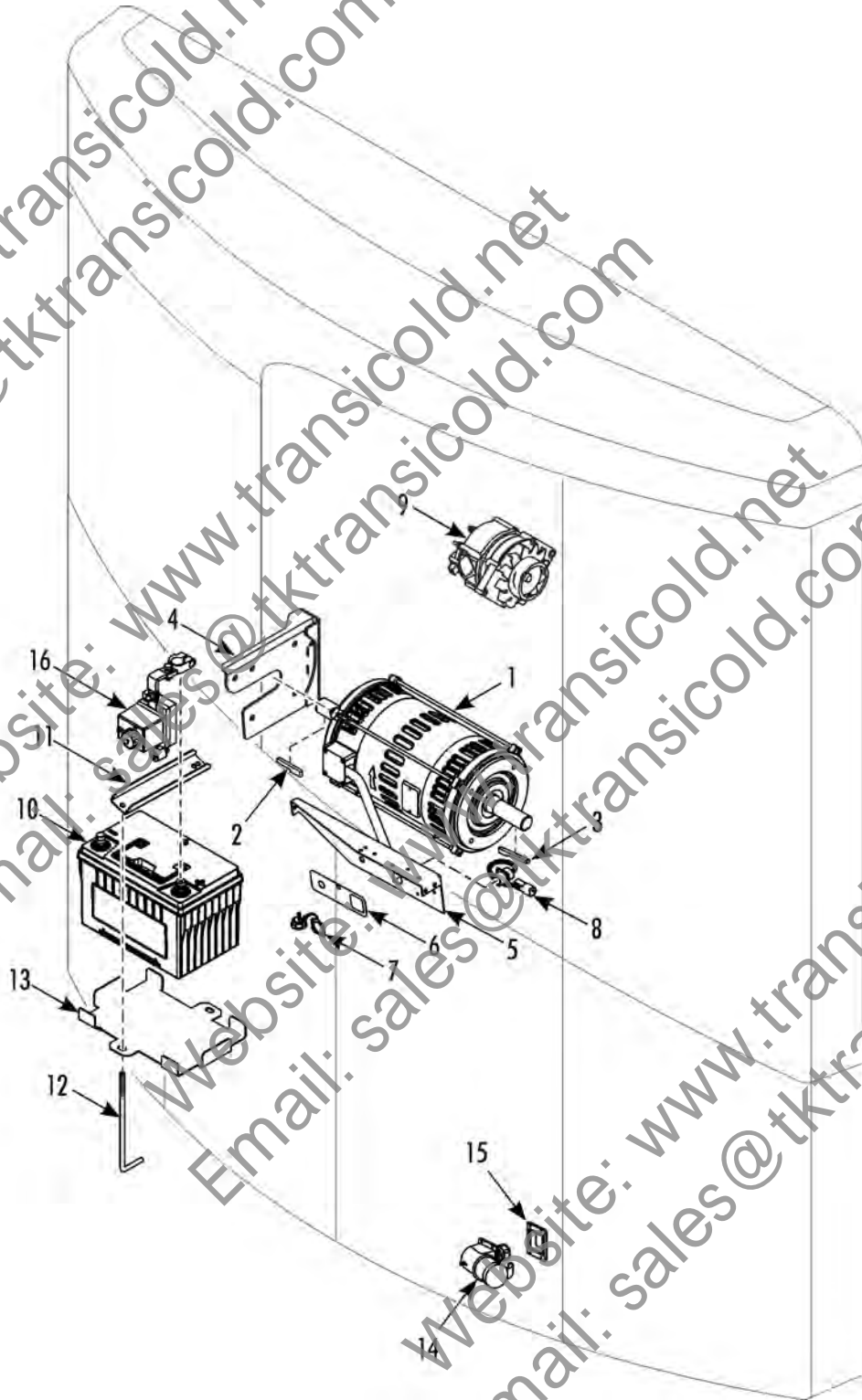
310A3



COMPONENT MOUNTING




Website: www.transicold.net
Email: sales@tktransicold.com



Revised
04/06/17

COMPONENT MOUNTING



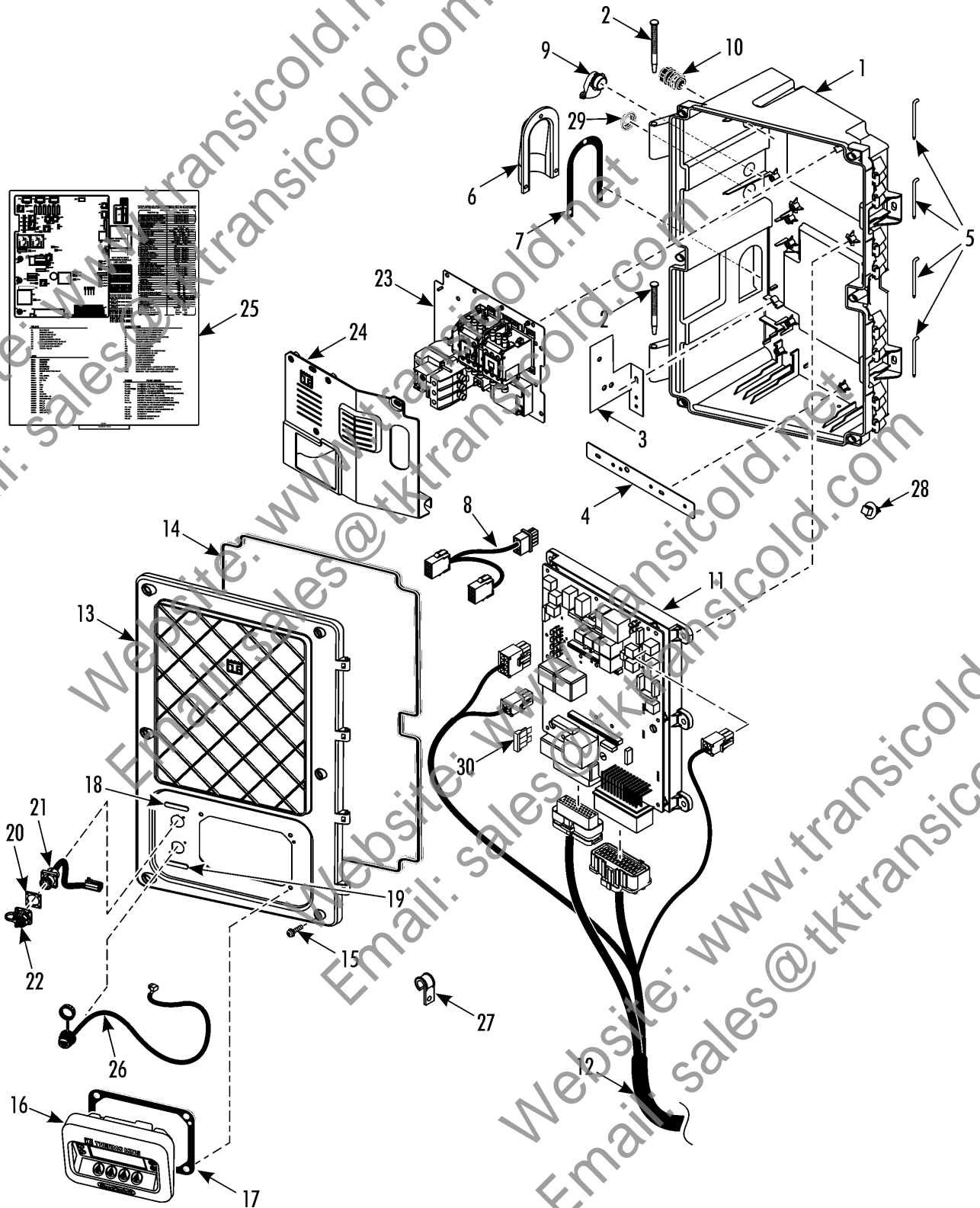
REF	PART NO.	DESCRIPTION	
	557727	LOCKWASHER	
	557069	FLATWASHER	1
10	2030777	BATTERY - Premium AGM (880 CCA)	1
11	930359	BRACKET - battery	1
	557341	SCREW - bracket	2
	556988	FLATWASHER	2
	557066	LOCKWASHER	2
12	920580	ROD - battery (front, L shape)	2
13	934037	BRACKET - battery support	1
14	418762	RECEPTACLE - power	1
	999052	* COVER - receptacle	1
15	331697	* GASKET - receptacle	2
16	401118	KIT - battery disconnect (SafeGuard)	1
	512967	* CLAMP - battery (90 degree bend)	1
	419394	* SWITCH - SafeGuard (see note)	1

NOTE: See bulletin SPAB521 for supersession of battery SafeGuard to low voltage disconnect 401344.

310A4




CONTROL BOX (PLASTIC BOX)



Revised
04/06/17

CONTROL BOX (PLASTIC BOX)

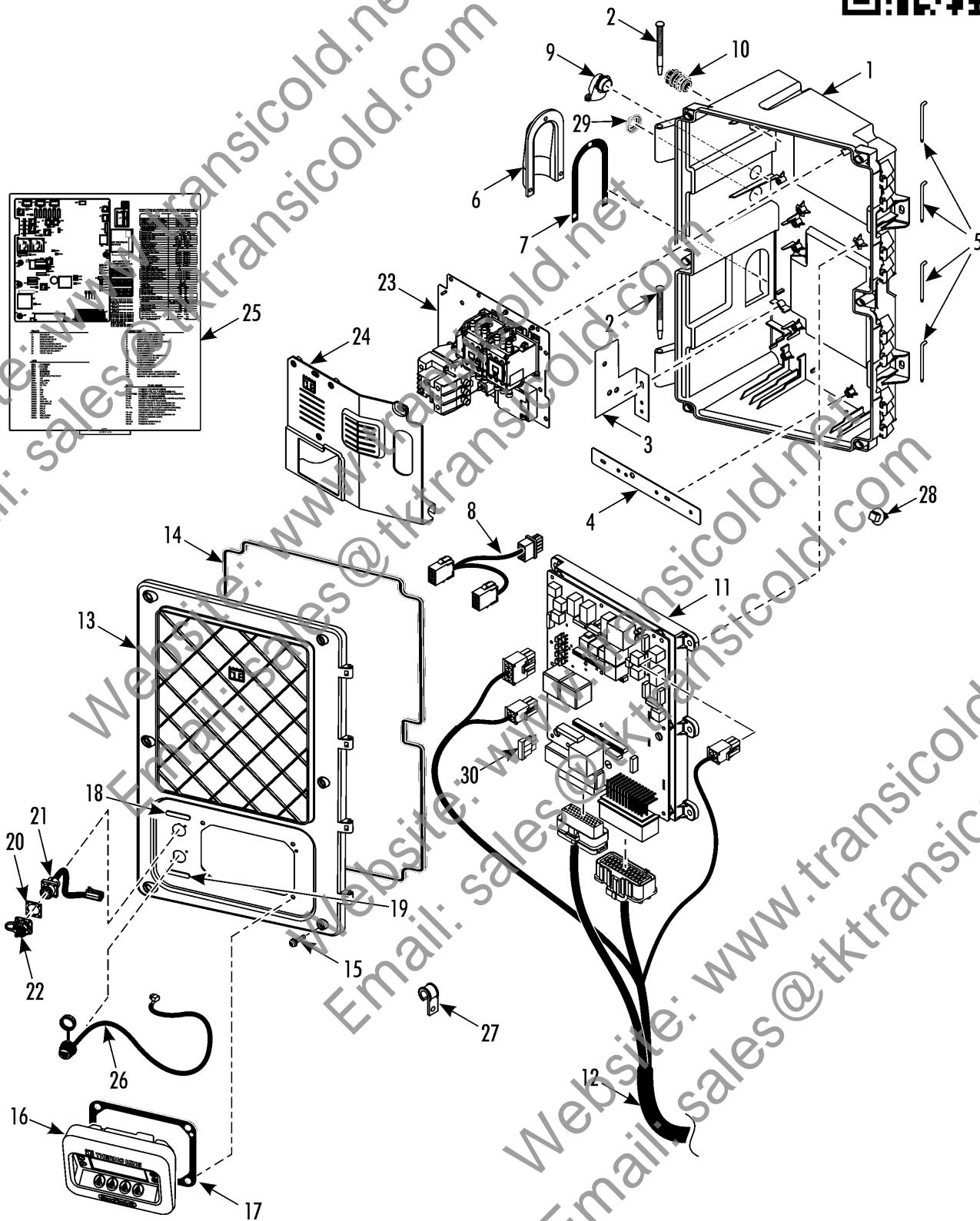


REF	PART NO.	DESCRIPTION	
1	988373	CONTROL BOX - plastic	
	512014	* INSERT - threaded (M4)	26
	512015	* INSERT - threaded (M6)	9
2	928311TKA	* PIN - hinge	2
	512019	SCREW - control box to frame	5
3	512016	BRACKET - cable tie	1
4	928314	BRACKET - cable tie	1
	559694	SCREW - bracket	3
	6510236	FLATWASHER	3
5	928312TKA	PIN - door hinge	4
6	928365	COVER - harness	1
	559761	SCREW - cover	2
7	334630	GASKET - cover	1
8	418187	HARNESS - extension (CAN)	1
9	559129	CONNECTOR - harness grip (90 degrees)	1
10	513242	CONNECTOR - harness grip (straight)	1
11	452724	BOARD & CONTROLLER (SR-3)	1
12	418025	HARNESS - main	1
13	934199	DOOR - control box	1
14	334629	GASKET - control box door	1
15	512019	SCREW - door	6
16	452726	CONTROLLER - HMI-3 (w/ gasket)	1
	513268	SCREW - controller	4
17	333628	* GASKET - controller	1
18	928313	NAMEPLATE - CargoWatch	1
19	935124	NAMEPLATE - USB	1
20	333868	GASKET (1.0 in id)	1
21	422887	HARNESS - communication	1
	512018	SCREW - receptacle	4
	559696	NUT	4

310A4




CONTROL BOX (PLASTIC BOX)



Revised
04/06/17

CONTROL BOX (PLASTIC BOX)

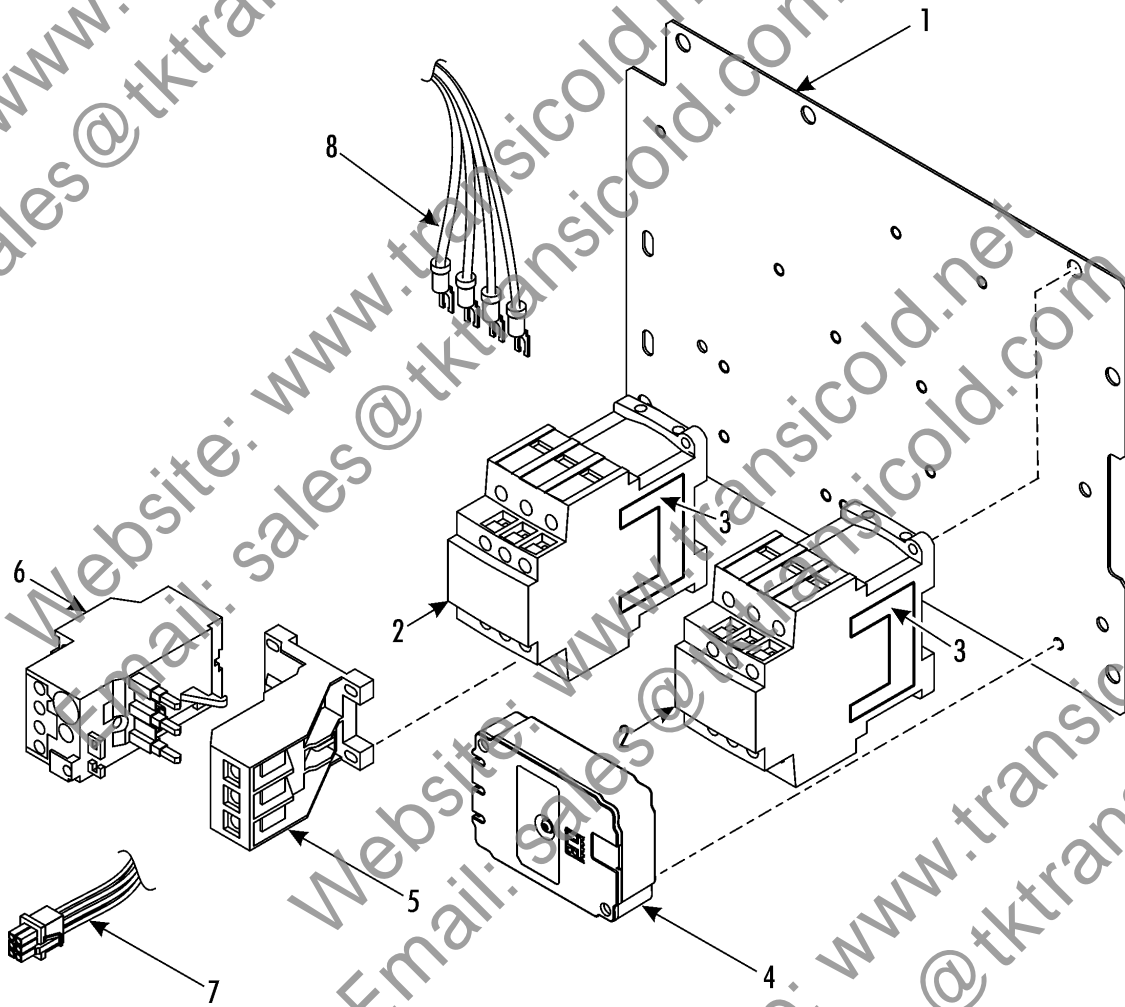


REF	PART NO.	DESCRIPTION	
22	923067	* CAP - dust (5-pin, complete, includes gasket and lanyard)	
23	NSS	TRAY - high voltage (see 310A5)	1
	559694	SCREW - tray	4
24	927975	COVER - high voltage tray (plastic)	1
	559694	SCREW - cover	4
25	928498	NAMEPLATE - outline	1
26	422888	CABLE - USB	1
27	553026	CLAMP (.625 dia)	1
28	511768	MOUNT - bandwrap	A/R
	552330	BANDWRAP	A/R
29	556541	PLUG	2
30	413666	FUSE - 60A	1

310A5




HIGH VOLTAGE TRAY ASSEMBLY



Revised
12/12/16


HIGH VOLTAGE TRAY ASSEMBLY



REF	PART NO.	DESCRIPTION	
1	928366	TRAY - high voltage (190-380/3/50)	
	926940	TRAY - high voltage (200/3/50-60, Japan)	1
2	419391	CONTACTOR - motor (190-380/3/50)	2
	417934	CONTACTOR - motor (200/3/50-60, Japan)	2
	559693	SCREW - contactor	2
3	422689	* BLOCK - supressor	1
4	420792	SELECTOR - phase	1
	512160TKA	SCREW - selector	2
5	416096	BRACKET - overload relay (190-380/3/50)	1
	410736	BRACKET - overload relay (200/3/50-60, Japan)	1
	559694	SCREW - bracket	2
6	416409	RELAY - overload (190-380/3/50)	1
	416095	RELAY - overload (200/3/50-60, Japan)	1
7	419392	HARNESS - high voltage	1
	415683	HARNESS - high voltage (Japan)	1
8	418026	HARNESS - power	1
	418189	HARNESS - power (Japan)	1

Revised
12/14/16

TELEMATICS BLUEBOX



REF	PART NO.	DESCRIPTION	
1	422942	ANTENNA	
2	935275	BRACKET- antenna	1
	559761	SCREW - bracket	2
	562086	FLATWASHER	2
3	928923	PANEL - blockoff (top, plastic)	1
4	422924	HARNESS - BlueBox	1
	422925	HARNESS - iBox	1
5	422886	MODULE - BlueBox	1
	2030968	* BATTERY - BlueBox	1
	510717	NUT - module	4
6	935221	BRACKET - module	1
	513265	SCREW - bracket	4
7	928894	NAMEPLATE - Danger Tracking	1

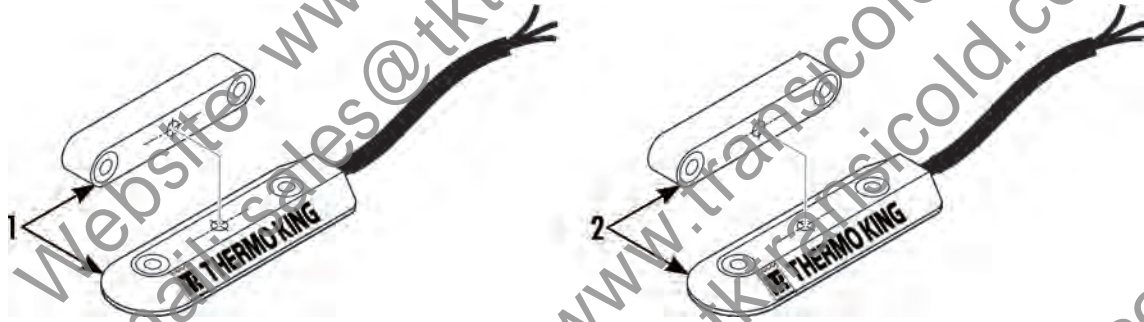
212G7



DOOR SWITCH - LOW PROFILE



Website: www.transicold.net
Email: sales@tktransicold.com




Website: www.transicold.net
Email: sales@tktransicold.com

Website: www.transicold.net
Email: sales@tktransicold.com

Revised
12/08/16

DOOR SWITCH - LOW PROFILE



REF	PART NO.	DESCRIPTION	
1	401135	KIT - door switch (3 wire)	
2	400907	KIT - door switch (2 wire)	1
	558421	SCREW - door switch (1 in)	2
	511321	SCREW - door switch (3/4 in)	2
	552001	FLATWASHER	4

Website: www.transicold.net
 Email: sales@tktransicold.com

Website: www.transicold.net
 Email: sales@tktransicold.com

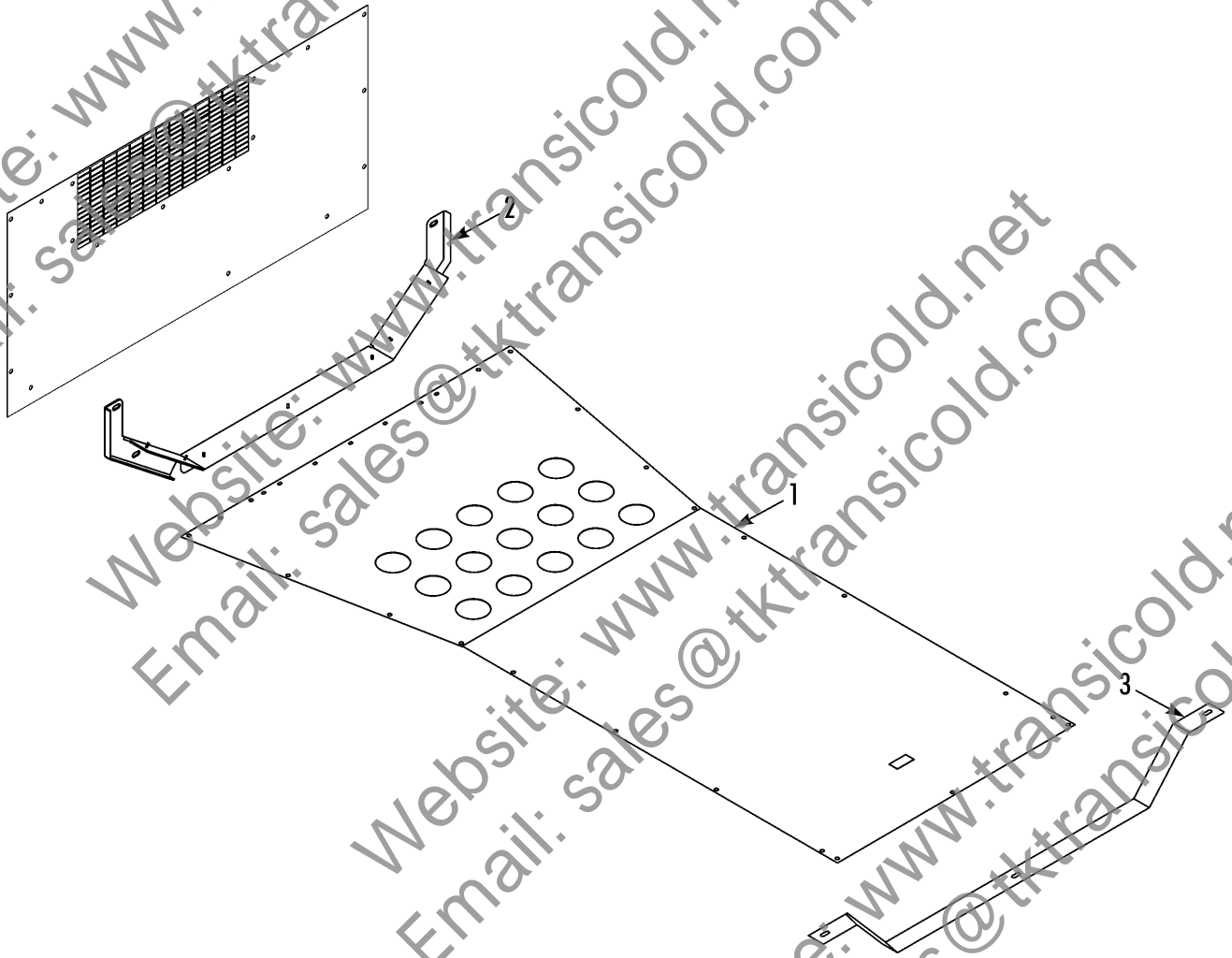
Website: www.transicold.net
 Email: sales@tktransicold.com

Website: www.transicold.net
 Email: sales@tktransicold.com

279E3




AIR CHUTE



Revised
06/08/16

AIR CHUTE



REF	PART NO.	DESCRIPTION	
	902934	KIT - air chute	
1	989359	* CHUTE - air	1
	903404	* KIT - hardware	1
	512106	** RIVET - chute	25
	NSS	** WASHER	25
2	989361	* BRACKET - chute, front	1
3	989398	* BRACKET - chute, back	1
	553272	* RIVET - bracket	14

298E5

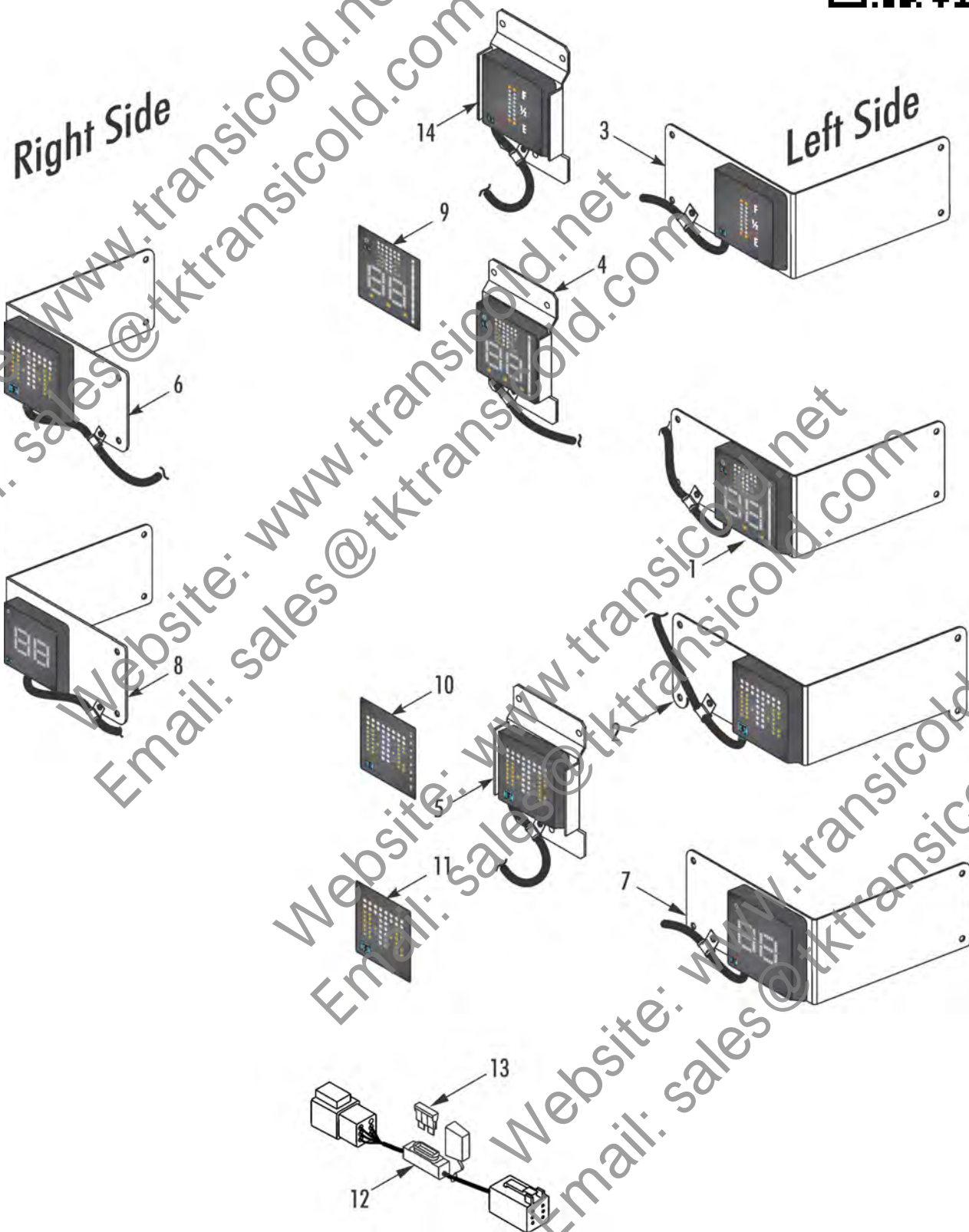



STATUS/ TEMPERATURE/ FUEL LEVEL
DISPLAYS (Europe)



Right Side

Left Side



Revised
04/28/16**STATUS/ TEMPERATURE/ FUEL LEVEL
DISPLAYS (Europe)**

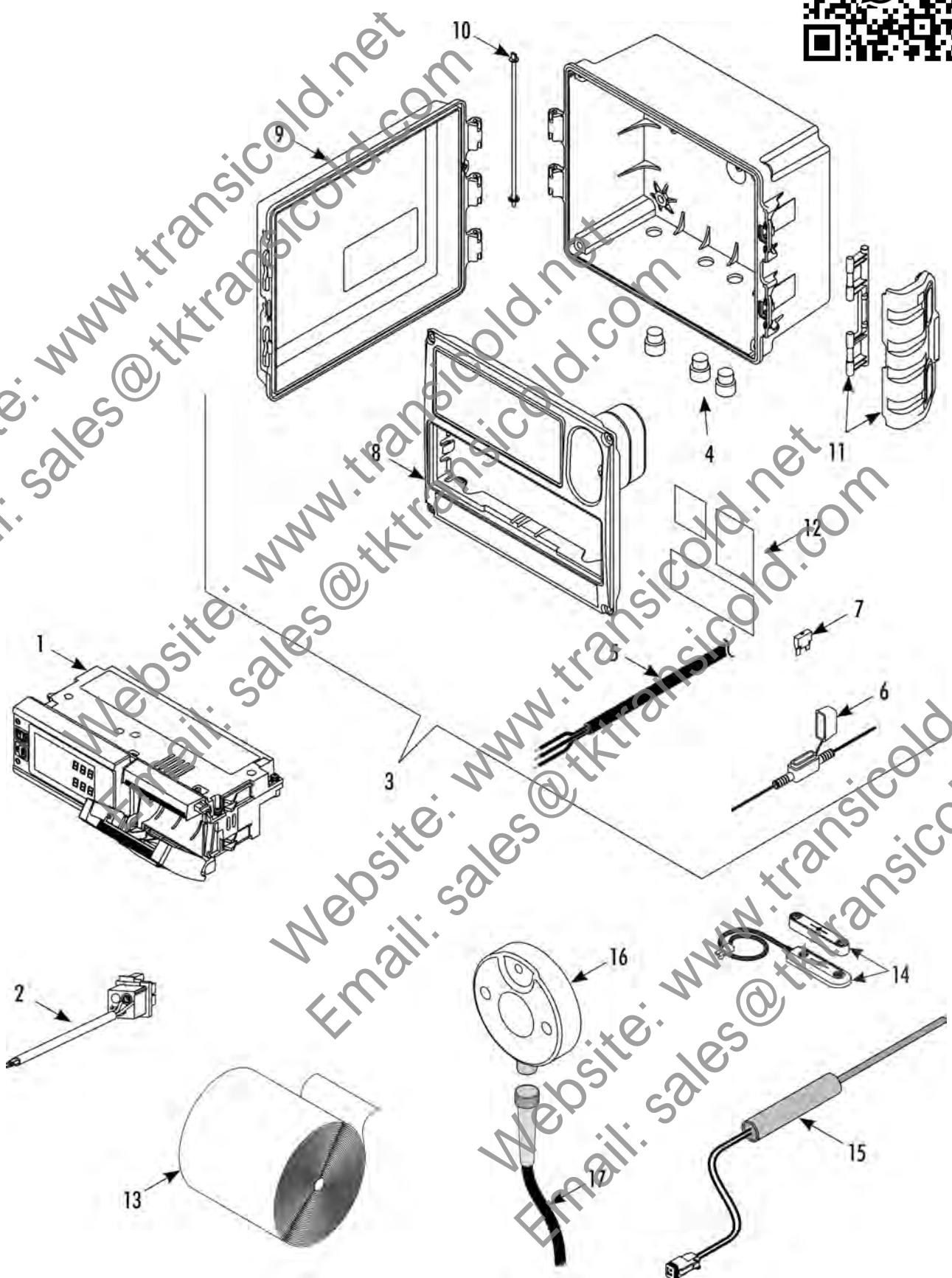
REF	PART NO.	DESCRIPTION	
1	401303	KIT - status/ temperature/ fuel level display (left side)	
2	401304	KIT - status/ temperature/ fuel level display (flush mount)	1
3	401165	KIT - fuel level (left side)	1
4	400980	KIT - status display (left side)	1
	400984	KIT - status display (left side, SLX, T-Series Truck after 11/11)	1
5	400981	KIT - status display (flush mount)	1
	400989	KIT - status display (flush mount, SLX)	1
6	400996	KIT - status display (right mount)	1
	400985	KIT - status display (right side, SLX)	1
7	401119	KIT - temperature display (left side, degrees F, 12V only)	1
	401120	KIT - temperature display (left side, degrees C, 12V only)	1
8	401121	KIT - temperature display (right side, degrees C, 12V only)	1
9	419024	DISPLAY - face plate decal (status/ temp/ fuel level display)	1
10	419025	DISPLAY - face plate decal (status/ fuel level display)	1
11	419023	DISPLAY - face plate decal (status display)	1
12	416742	HARNES - fuse (multi temp units)	1
13	411932	FUSE (1A)	1
14	401160	KIT - fuel level (flushmount)	1

NOTE: See SPAB 494 for more information.

270G0




TouchPrint DATALOGGER (Trailer Un



Revised
04/15/16

TouchPrint DATALOGGER (Trailer Units)

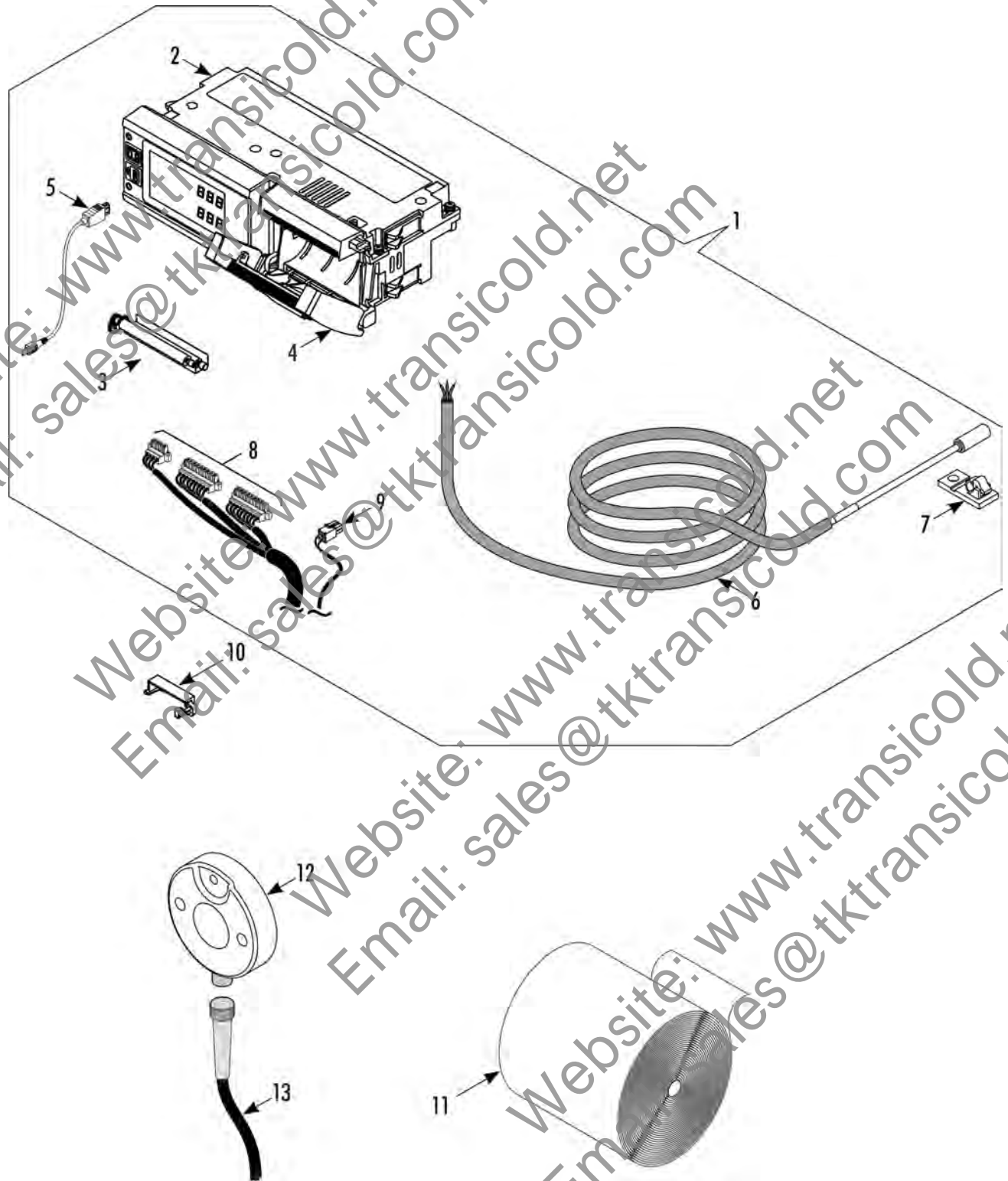


REF	PART NO.	DESCRIPTION	
1	401192	KIT - TouchPrint, standard (1S, see 270E10)	
	401193	KIT - TouchPrint, Premium (3S, see 270E10)	1
2	401230	HARNESS - serial port (optional, use with 40-1193 Premium only)	1
3	902613	KIT - enclosure box	1
4	512652	* GRIP - harness (standard, 7 mm)	2
	512653	* GRIP - harness (reduced, 5.5 mm)	3
	512654	* LOCKNUT	5
5	421236	* HARNESS - power	1
6	421235	* HOLDER - fuse	1
7	413080	* FUSE 2A	1
8	421238	* PANEL - TouchPrint	1
	512656	* SCREW - panel	4
9	933338	* DOOR (w/ nameplate)	1
10	931237	** PIN - door hinge	1
	512657	** WASHER - hinge (top)	1
	512658	** LOCKWASHER - hinge (bottom)	1
	512655	** SCREW - box to trailer	4
11	902711	** KIT - latch & hinge	1
12	902712	** NAMEPLATE SET	1
13	2050875	PAPER - thermal (pack of 10)	1
14	400907	KIT - door switch (optional)	1
15	420474	SENSOR - Cargo Watch, handheld (optional)	1
16	419836	SENSOR - humidity (RS 485, 4 pin, optional, use w/ premium only)	1
17	420374	CABLE - supply (RS 485, 4 pin, 3m, optional, use w/ premium only)	1

270E10



TouchPrint DATALOGGER



Revised
11/29/16

TouchPrint DATALOGGER



27



REF	PART NO.	DESCRIPTION	
1	401192	KIT - TouchPrint, standard (1S port, includes 452544, items 3, 4, 5 & 6)	
	401193	KIT - TouchPrint, premium (3S port, includes 452545, items 3, 4, 5 & 6)	1
2	NSS	* TouchPrint - datalogger (1 serial port)	1
	NSS	* TouchPrint - datalogger (3 serial port)	1
3	421022	* MECHANISM - printer	1
	934319	** ROLLER - printer	1
4	931268	* COVER - printer	1
5	420969	* CABLE - USB (short, female, mini)	1
	420970	CABLE - USB (long, laptop, optional, see note)	1
6	421546	* SENSOR - thermistor (12m)	1
	420967	* SENSOR - thermistor (18m)	1
	420968	SENSOR - thermistor (24m, optional)	1
7	512385	HOLDER - sensor (set of 10)	1
8	420990	CONNECTOR - set of three (4 pin and two 9 pin)	1
9	401230	HARNESS - service watch (included only with 401193)	1
10	902537	KIT - seal	1
11	2050875	PAPER - thermal (pack of 10)	1
12	419836	SENSOR - humidity (RS 485, 4 pin, optional, use w/ premium only)	1
13	420374	CABLE - supply (RS 485, 4 pin, 3m, optional, use w/ premium only)	1

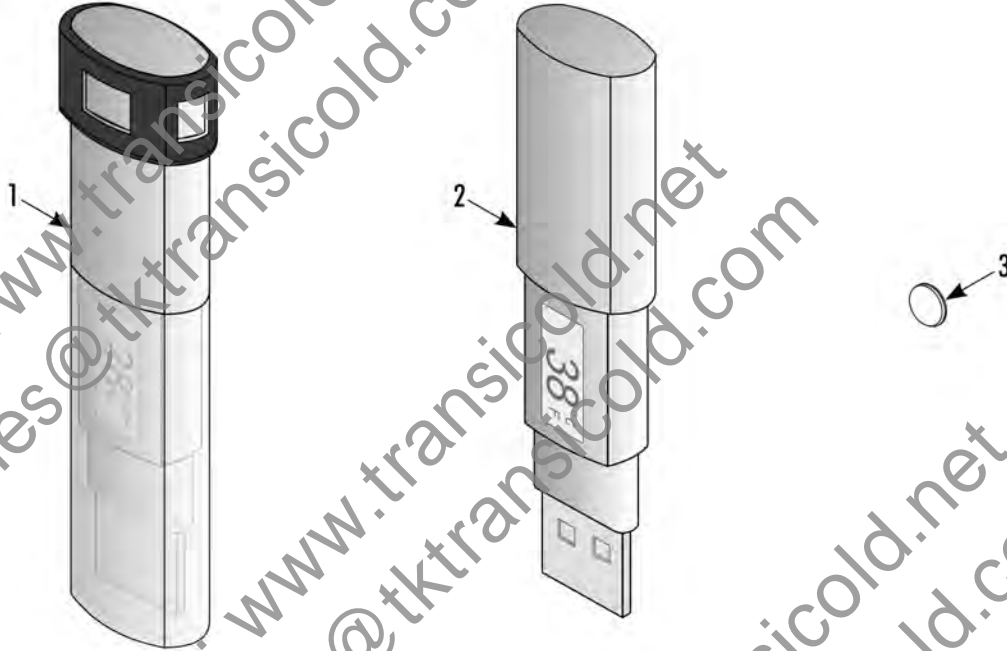
NOTE: Cable 420970 is not part of the kits. It is required to connect TouchPrint to a laptop for Wintrac communication.

NOTE: We ship these touch print kits with a 12m and 18m sensor.

279G1




USB DATALOGGER



Revised
01/12/15

USB DATALOGGER



REF	PART NO.	DESCRIPTION	
1	2041881	TOOL - datalogger, temperature/ humidity (USB)	
2	2042232	TOOL - datalogger, temperature only (USB)	1
3	2030787	* BATTERY - dataloggers	1
4	2042368	TOOL - data collector, w/ color touch screen (USB)	1

NOTE: See bulletin PB 486 for more information.

Website: www.transicold.net
 Email: sales@tktransicold.com

Website: www.transicold.net
 Email: sales@tktransicold.com

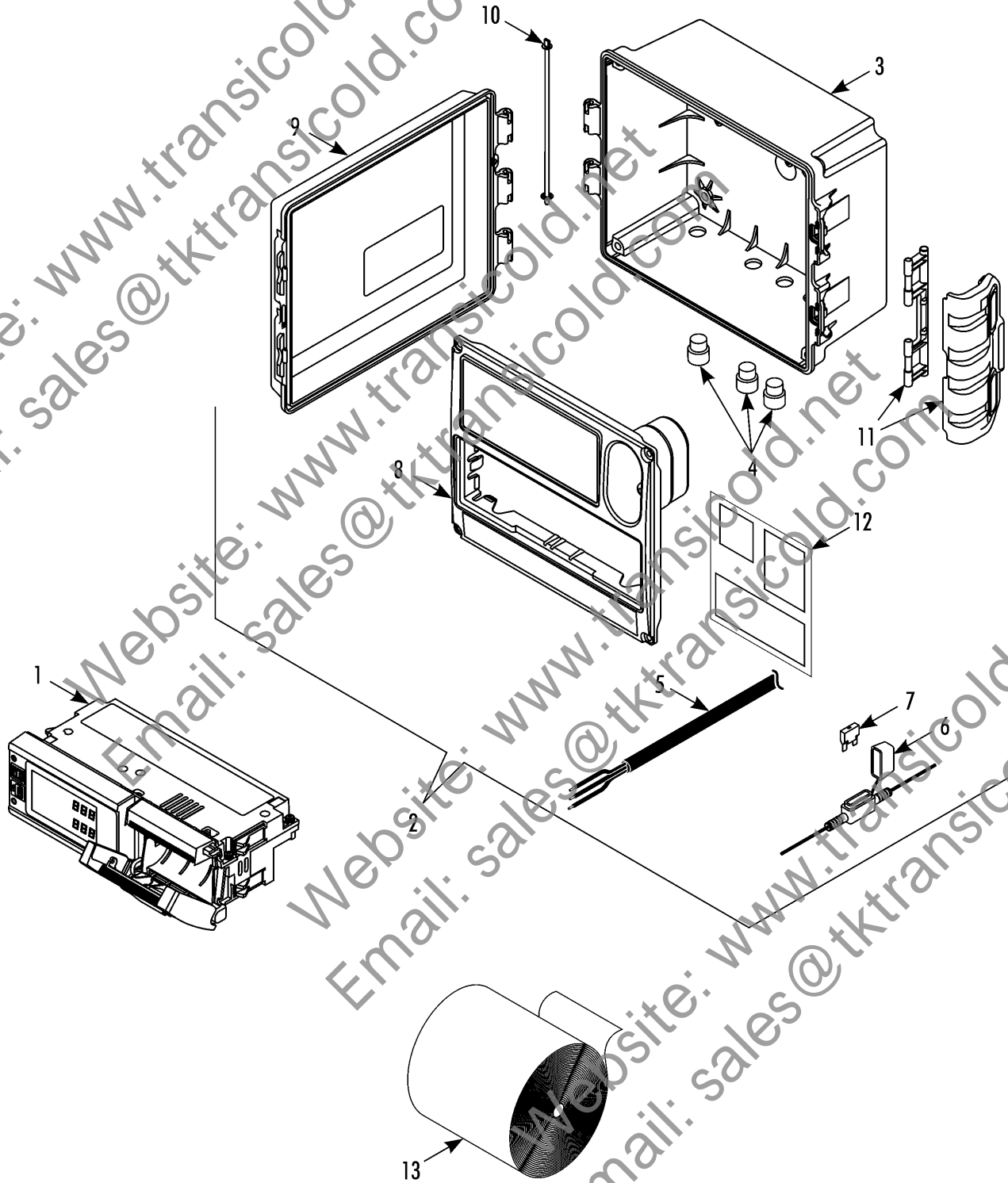
Website: www.transicold.net
 Email: sales@tktransicold.com

Website: www.transicold.net
 Email: sales@tktransicold.com

275D8



TouchPrint PRINTER (Trailer Units)



Revised
04/15/16

TouchPrint PRINTER (Trailer Units)

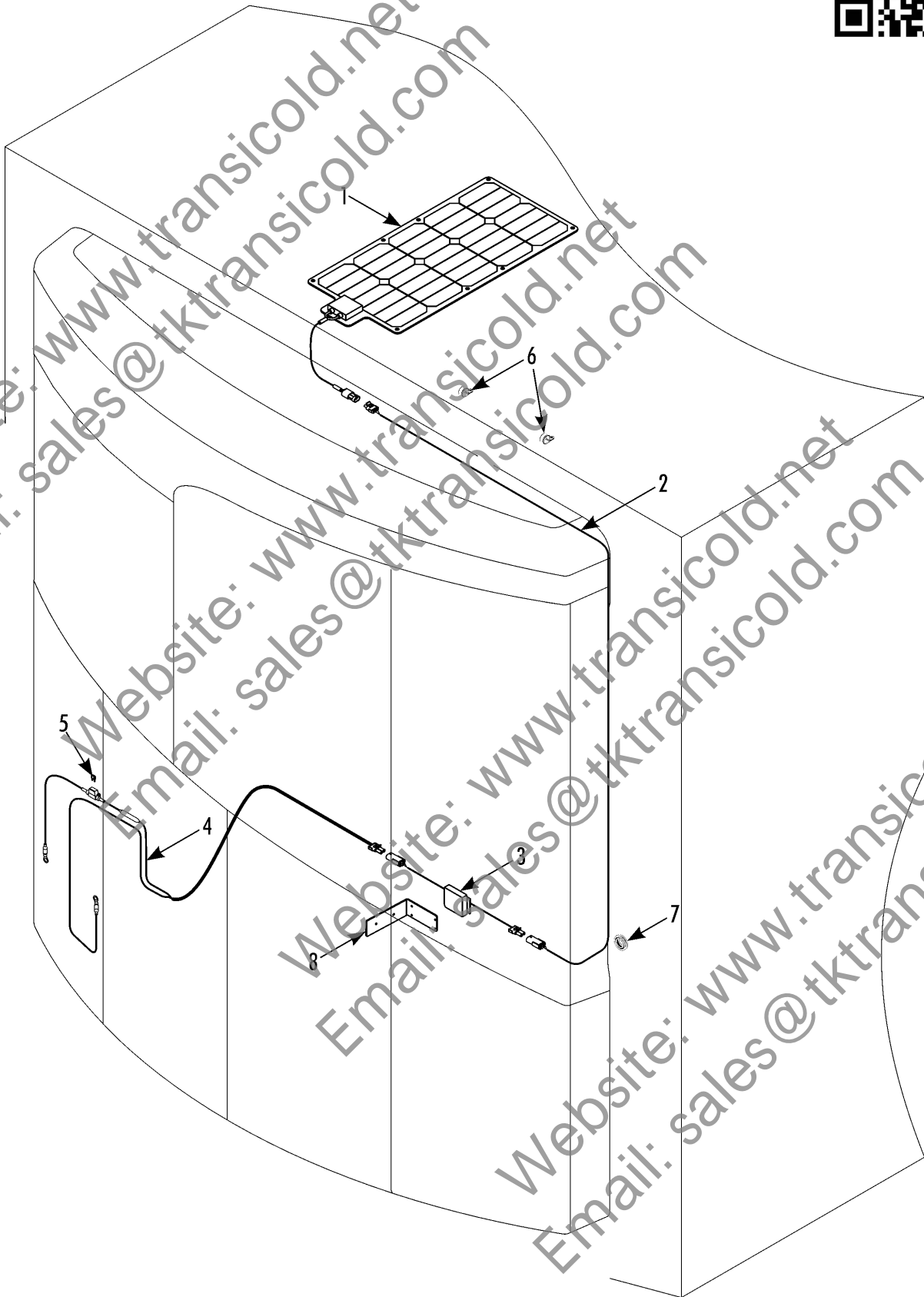


REF	PART NO.	DESCRIPTION	
1	401250	KIT - TouchPrint, printer	
	401249	* TouchPrint - printer (see 275D9)	1
2	902613	* KIT - enclosure box	1
3	931238	** BOX - enclosure	1
4	512652	** GRIP - harness (standard, 7 mm)	2
	512653	** GRIP - harness (reduced, 5.5 mm)	3
	512654	** LOCKNUT	5
5	421236	** HARNESS - power	1
6	421235	** HOLDER - fuse	1
7	413080	** FUSE 2A	1
8	421238	** PANEL - TouchPrint	1
	512656	** SCREW - panel	4
9	933338	** DOOR (w/ nameplate)	1
10	931237	*** PIN - door hinge	1
	512657	*** WASHER - hinge (top)	1
	512658	*** LOCKWASHER - hinge (bottom)	1
11	902711	** KIT - handle, TouchPrint enclosure	1
	NSS	*** CLIP - cover	1
	NSS	*** HINGE - clip	1
12	931234	** NAMEPLATE SET	1
	512655	** SCREW - box to trailer	4
13	2050875	PAPER - thermal (pack of 10)	1

290H0




SOLAR PANEL



Revised
04/06/17

SOLAR PANEL

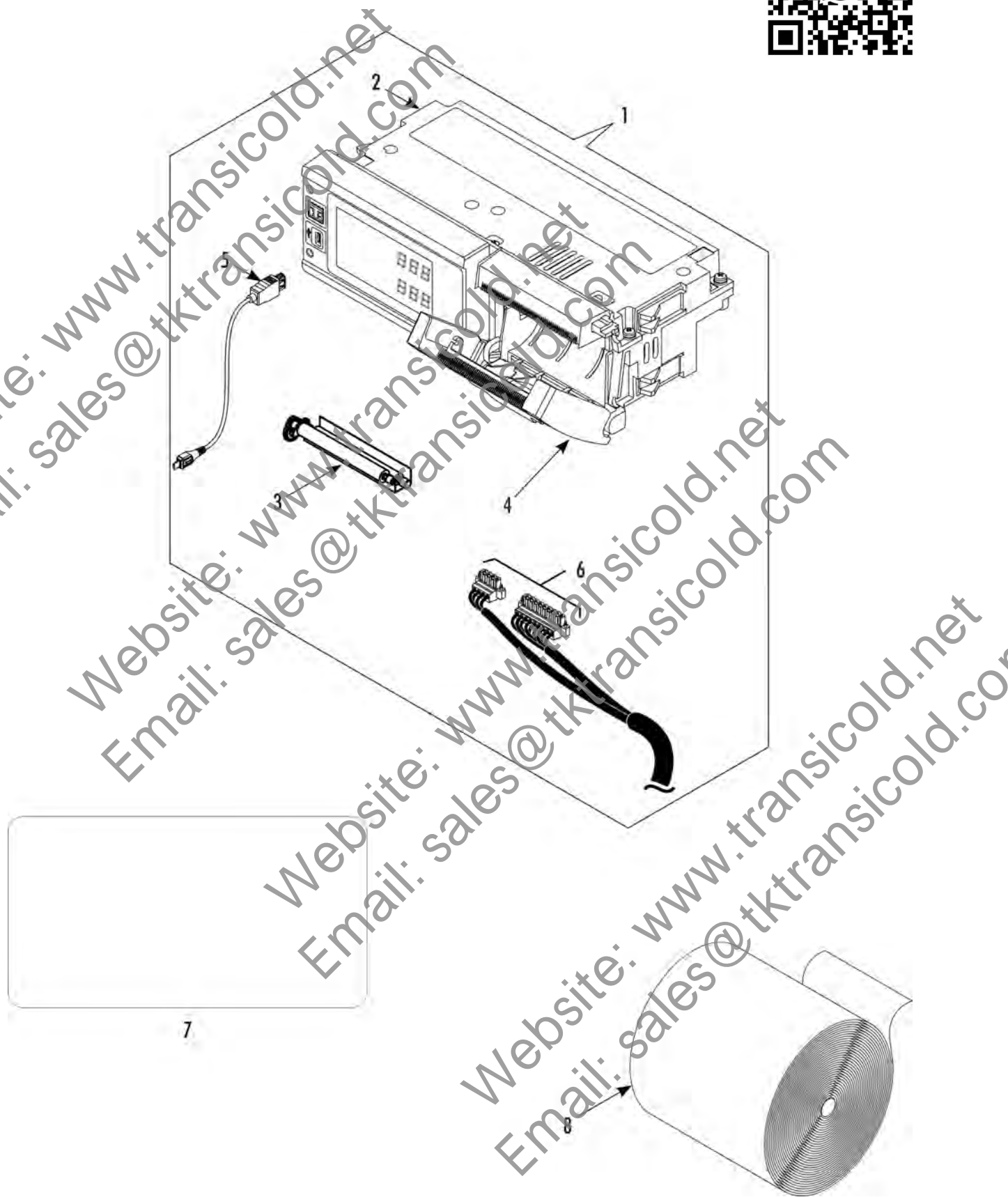


REF	PART NO.	DESCRIPTION	
	401305	KIT - solar panel	
1	422271	* PANEL - solar (36W)	1
2	422340	* HARNESS - controller to panel (140 in)	1
3	422270	* CONTROLLER	1
4	422338	* HARNESS - terminals w/ fuse to controller	1
5	414553	** FUSE (10 amp)	1
6	552239	* CLAMP - harness	4
7	330324	* GROMMET	1
8	903357	* KIT - hardware	1
	933539	** BRACKET - controller	1
	551714	** RIVET - controller	2
	559693	** SCREW - bracket	4

275D9




TouchPrint PRINTER



Revised
04/06/17

TouchPrint PRINTER



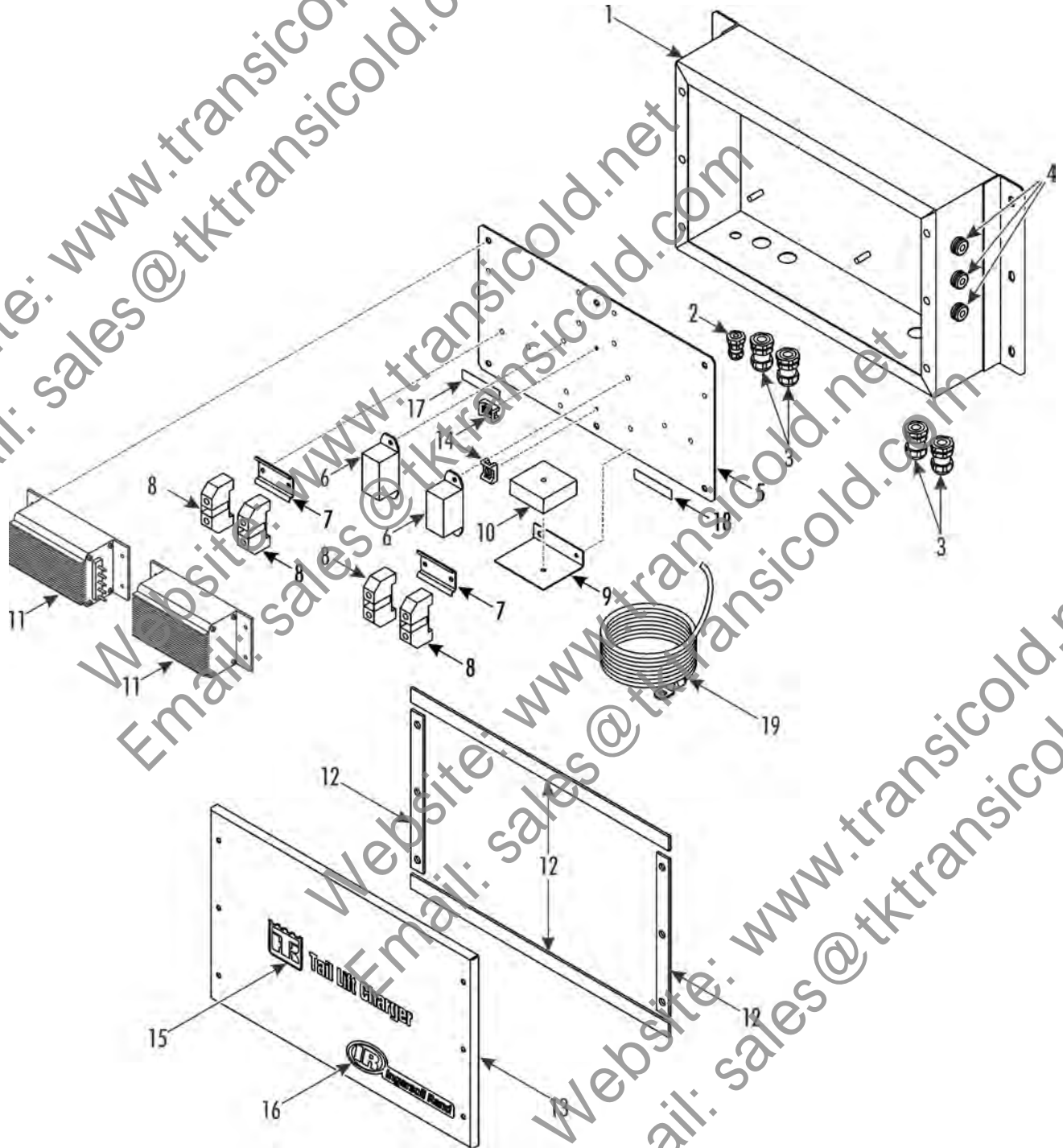
REF	PART NO.	DESCRIPTION	
1	401249	KIT - TouchPrint, printer (includes 452544, items 3, 4, 5 & 6)	
2	NSS	* TouchPrint - printer	1
3	421022	** MECHANISM - printer	1
	934319	** ROLLER - printer	1
4	931268	** COVER - printer	1
5	420969	* CABLE - USB (150mm, female, mini)	1
	421420	* CABLE - serial (3 wire, 3 M)	1
6	420990	* CONNECTOR - set of three (4 pin and two 9 pin)	1
7	931894	NAMEPLATE - instructions (see note)	1
	931894	NAMEPLATE - instructions (see note)	1
8	2050875	PAPER - thermal (pack of 10)	1

NOTE: Attach the nameplate to the back of the lid of the trailer enclosure box.

290A5



TAIL LIFT CHARGER (9/14 & After)



Revised
12/27/16

TAIL LIFT CHARGER (9/14 & After)

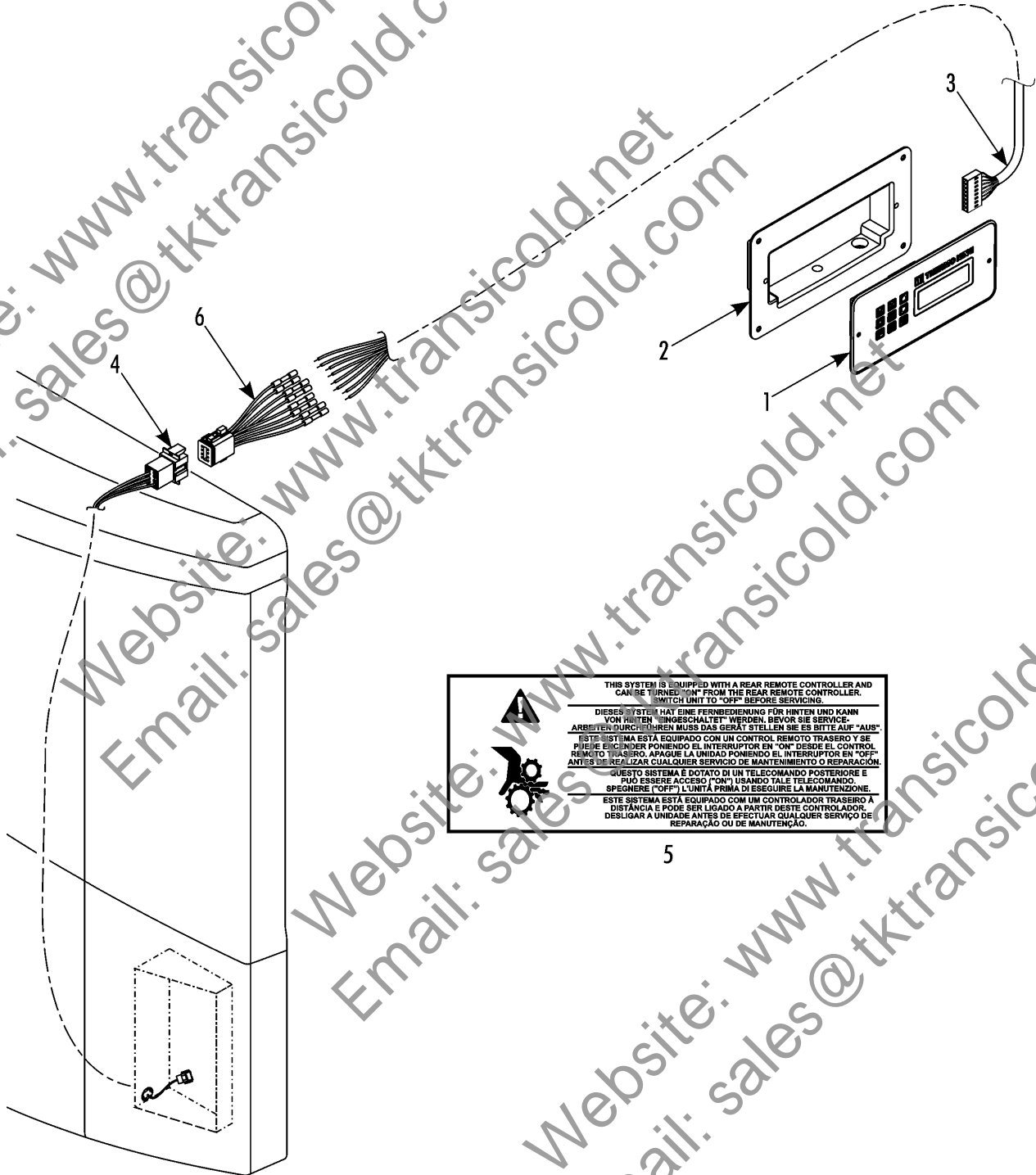


REF	PART NO.	DESCRIPTION	
	401235	KIT - tail lift charger	
1	929557	* BOX - tail lift charger	1
2	512183TKA	* CONNECTOR - harness grip	1
3	556409	* CONNECTOR - harness grip	4
4	331178	* GROMMET (3/16 id)	3
5	933141	* PANEL	1
6	420379	* HOLDER - fuse, mini	2
	559763	* NUT - holder	2
7	933142	* RAIL - din	2
8	422115	* TERMINAL - block	4
9	933143	* BRACKET - timer	1
10	412006	* TIMER	1
	512160TKA	* SCREW - timer	1
11	452456	* CHARGER	2
	559763	* NUT - charger	8
12	994976	* STRIP - gasket (50 ft)	A/R
13	929558	* COVER	1
	510718	* SCREW - cover	6
14	996093	* MOUNT - bandwrap	2
	553136	* RIVET - mount	2
15	929559	* NAMEPLATE - Tail Lift Charger	1
16	927367TKA	* NAMEPLATE - IR Logo	1
17	443657	* NAMEPLATE - 12 Volt	1
18	992477	* NAMEPLATE - 24 Volt	1
19	401012	KIT - battery cable (30 ft. 4ga, ordered separately)	A/R
	401176	KIT - battery cable (45 ft. 4ga, ordered separately)	A/R
	401013	KIT - battery cable (60 ft. 4ga, ordered separately)	A/R

228A1



REAR REMOTE CONTROLLER



THIS SYSTEM IS EQUIPPED WITH A REAR REMOTE CONTROLLER AND CAN BE TURNED "ON" FROM THE REAR REMOTE CONTROLLER. SWITCH UNIT TO "OFF" BEFORE SERVICING.

DEISES SYSTEM HAT EINE FERNBEDIENUNG FÜR HINTEN UND KANN VON HINTEN "INGESCHALTET" WERDEN. BEVOR SIE SERVICE-ARBEITEN DURCHFÜHREN MUSS DAS GERÄT STELLEN SIE ES BITTE AUF "AUS".

ESTE SISTEMA ESTÁ EQUIPADO CON UN CONTROL REMOTO TRASERO Y SE PUEDE ENCENDER PONIENDO EL INTERRUPTOR EN "ON" DESDE EL CONTROL REMOTO TRASERO. APAGUE LA UNIDAD PONIENDO EL INTERRUPTOR EN "OFF" ANTES DE REALIZAR CUALQUIER SERVICIO DE MANTENIMIENTO O REPARACIÓN.

QUESTO SISTEMA È DOTATO DI UN TELECOMANDO POSTERIORE E PUÒ ESSERE ACCESSO ("ON") USANDO TALE TELECOMANDO. SPENGERE ("OFF") L'UNITÀ PRIMA DI ESSERE LA MANUTENZIONE.

ESTE SISTEMA ESTÁ EQUIPADO COM UM CONTROLADOR TRASERO A DISTÂNCIA E PODE SER LIGADO A PARTIR DESTA CONTROLADOR. DESLIGAR A UNIDADE ANTES DE ESPECIAR QUALQUER SERVIÇO DE REPARAÇÃO OU DE MANUTENÇÃO.

5

Revised
12/27/16

REAR REMOTE CONTROLLER

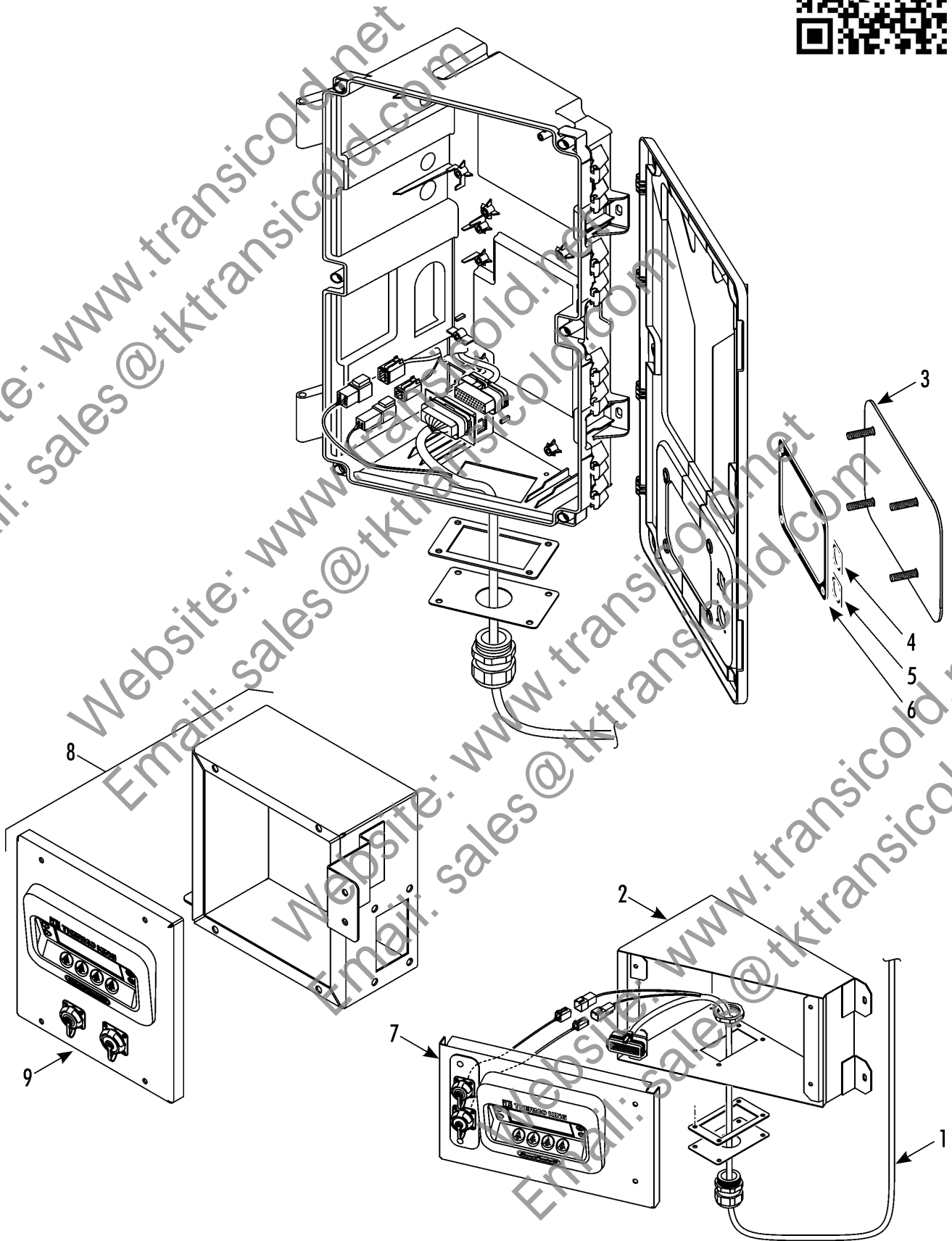


REF	PART NO.	DESCRIPTION	
	401008	KIT - control box	
1	452401	* CONTROLLER - flush mount (single temp)	1
	931032	** FACEPLATE	1
	553443	* SCREW - controller	1
2	900335TKA	* KIT - box, remote controller	1
3	417032	* HARNESS - controller to evap	1
4	418190	* HARNESS - control box to evaporator	1
5	926682	* NAMEPLATE - Rear Remote Control	1
6	416586	HARNESS - evaporator	1

259A1



DROP-DOWN HMI BOX (plastic contr



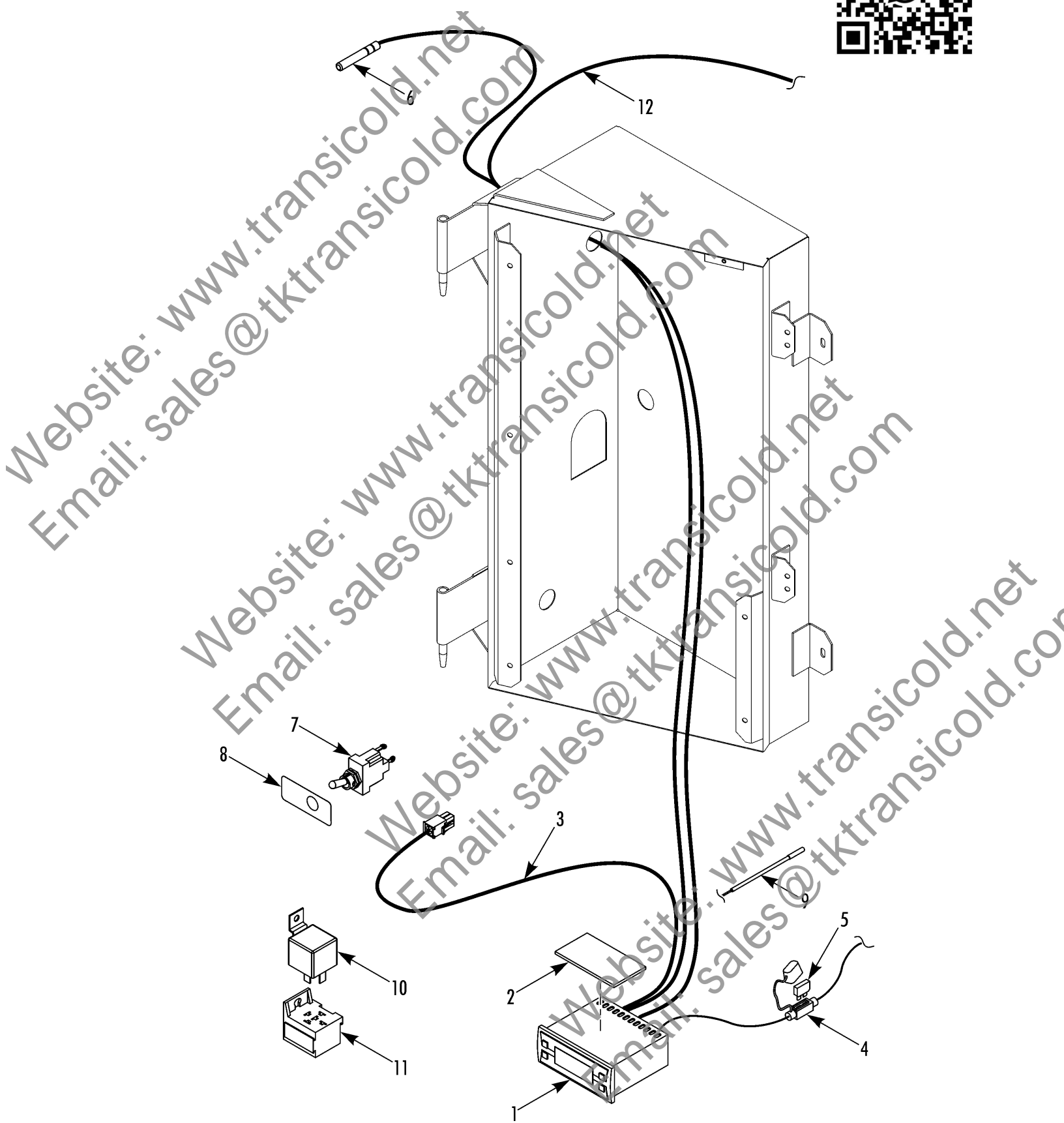
Revised
01/25/14**DROP-DOWN HMI BOX (plastic control box)**


REF	PART NO.	DESCRIPTION	
	900356TKA	KIT - drop-down HMI box	
1	416194	* HARNESS - drop-down (inc harness grips covers & gaskets)	1
2	924124	* BOX - drop-down	1
3	929435	* COVER - drop-down	1
	557075	* FLATWASHER	4
	556996	* LOCKWASHER	4
	559762	* NUT	4
	559483	* WASHER - retaining	4
4	333867	* GASKET (6-pin connector)	1
5	333868	* GASKET (5-pin connector)	1
6	333628	* GASKET - controller	1
7	926545	* PANEL - HMI	1
	510718	* SCREW - cover	4
8	902768	KIT - drop-down HMI (rectangular box)	1
9	931623	* COVER - drop-down	1

251G1



ANTIFROST KIT (discharge air control)



Revised
12/27/16**ANTIFROST KIT (discharge air control)**

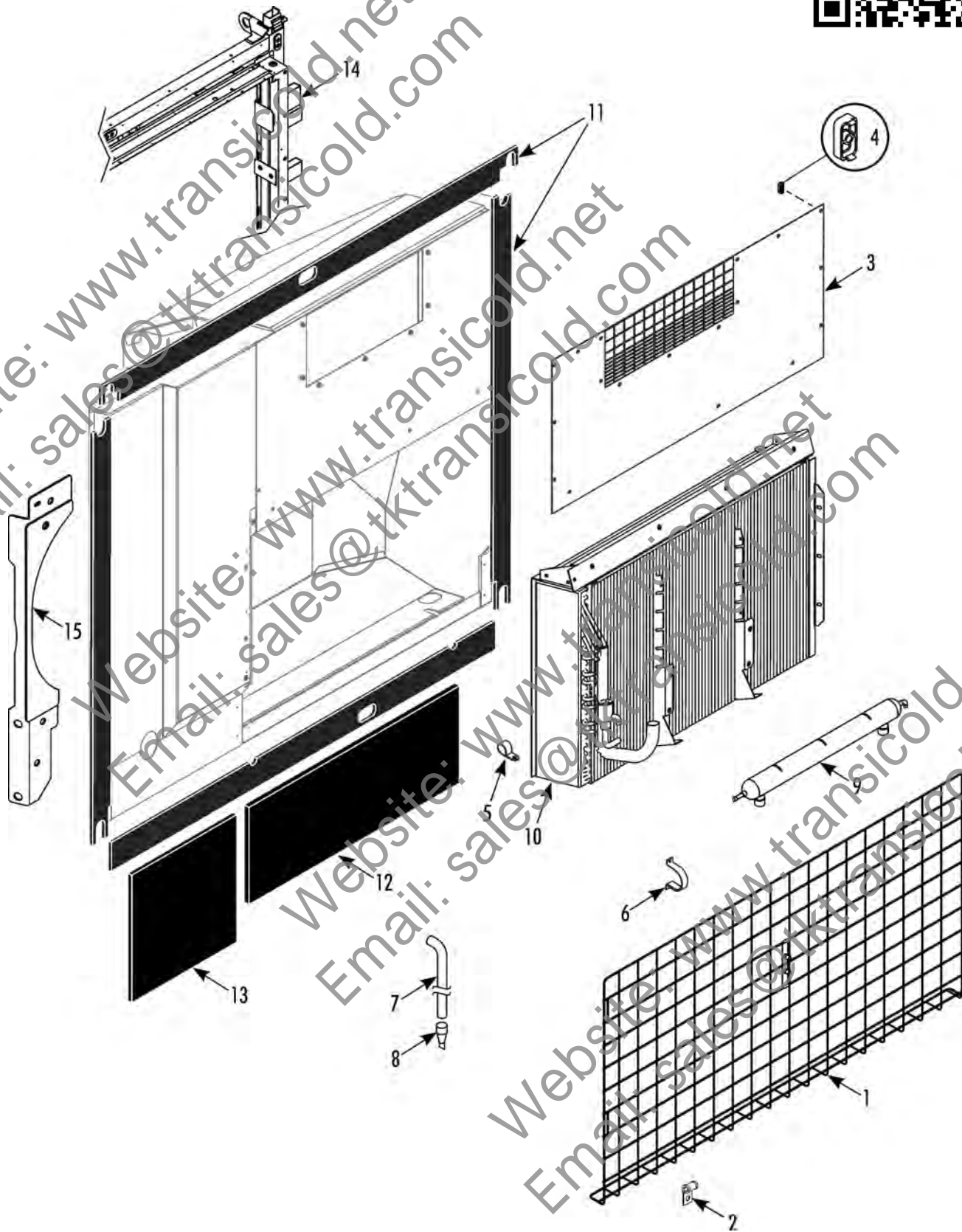
REF	PART NO.	DESCRIPTION	
	401226	TOP FROST KIT (SLX Units)	
1	452407	* CONTROLLER	1
2	918585	* FASTENER - adhesive backed	1
3	419783	* CABLE - signal plug (optional)	1
	415710	** CONNECTOR (4-pin)	1
	333909	** GASKET - connector (4-pin)	1
	416256	** SEAL - wire	1
	419120	** SEAL - cavity (plug)	1
	415719	** SOCKET (20-16 ga)	1
4	414740	* HOLDER - fuse	1
5	412543	* FUSE (2A)	1
6	400974	* KIT - sensor	1
7	420514	* HARNESS - DAC w/ switch	1
	414163	** SWITCH - on/off	1
8	929090TKA	* NAMEPLATE - DAC Control	1
9	421229	* SENSOR - temperature, DAC	1
10	410894	* RELAY - mini	1
11	445537	SOCKET - relay	1
12	401229	KIT- DAC extension	1


NOTE: See bulletin SPAB 347 to understand change from previous kit 401122 to kit 401226

310A6



CONDENSER FRAME, EVAPORATOR PANELS & GRILLES



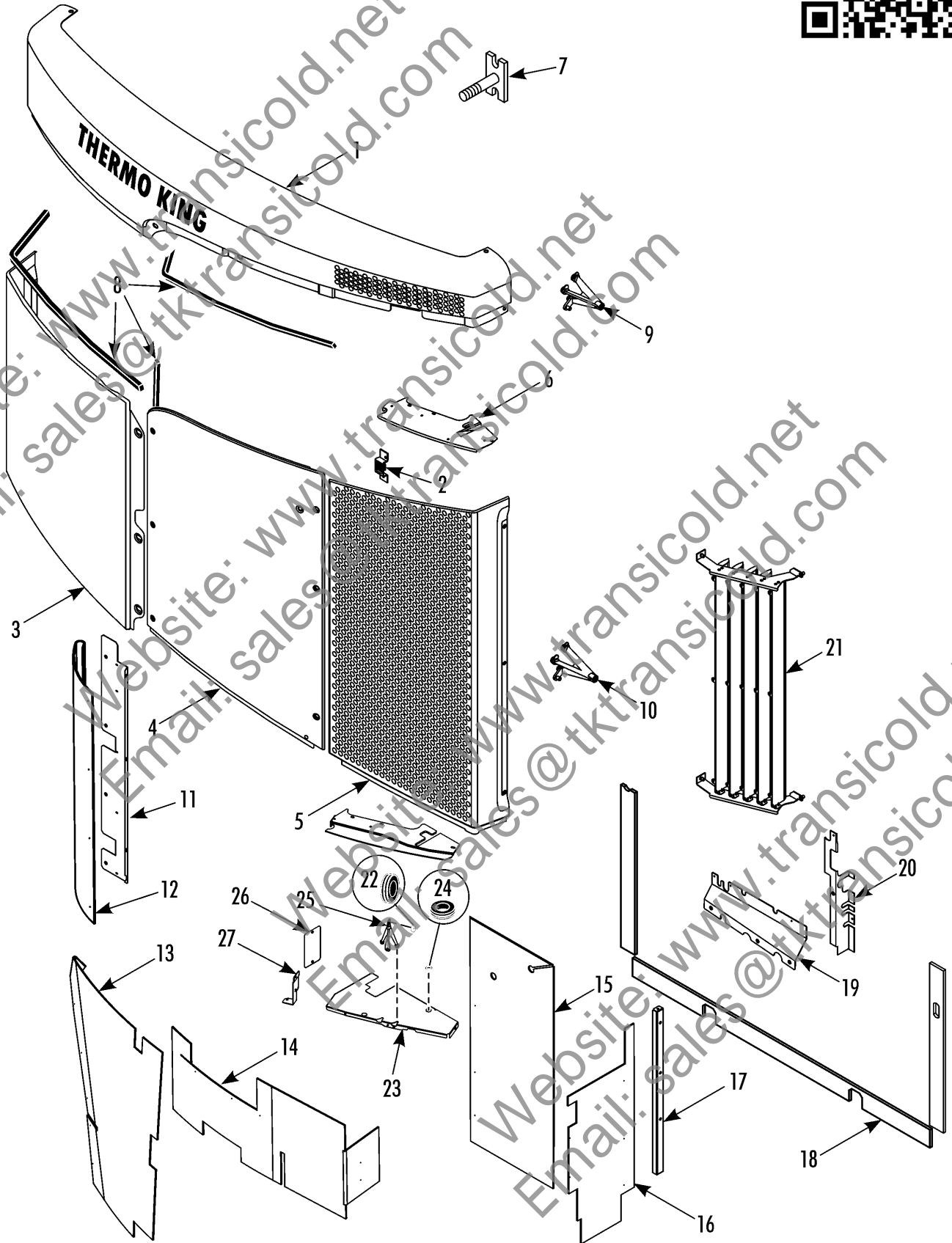
Revised
11/29/16**CONDENSER FRAME, EVAPORATOR
PANELS & GRILLES**

REF	PART NO.	DESCRIPTION	
1	926475	SCREEN - evaporator (inlet)	
2	552536	CLAMP - screen	5
	510718	SCREW clamp	5
3	988269	GRILLE - evaporator (outlet)	1
	556987	SCREW - grille	20
	557342	LOCKWASHER	20
	557085	FLATWASHER	20
4	910912TKA	SPACER - insulator	22
5	926492	CLAMP - distributor	1
6	926491	CLAMP - heat exchanger	2
	559761	SCREW - clamp	5
7	931321	TUBE - drain	2
8	661273	VALVE - drain	2
9	672698	HEAT EXCHANGER	1
10	672786	COIL - evaporator (see Refrigeration Components)	1
11	334404	GASKET - sill	1
12	915971TKA	SHEET - insulation (trailer wall, 40 in x 16 in)	1
13	915972TKA	SHEET - insulation (trailer wall, 20 in x 21 in)	1
14	NSS	FRAME - unit	1
15	933598	BRACKET - plenum support	1
	510718	SCREW - bracket	3
	559762	NUT	3

310A7



DOORS AND PANELS, UPPER SECTI



Revised
04/06/17

DOORS AND PANELS, UPPER SECTION

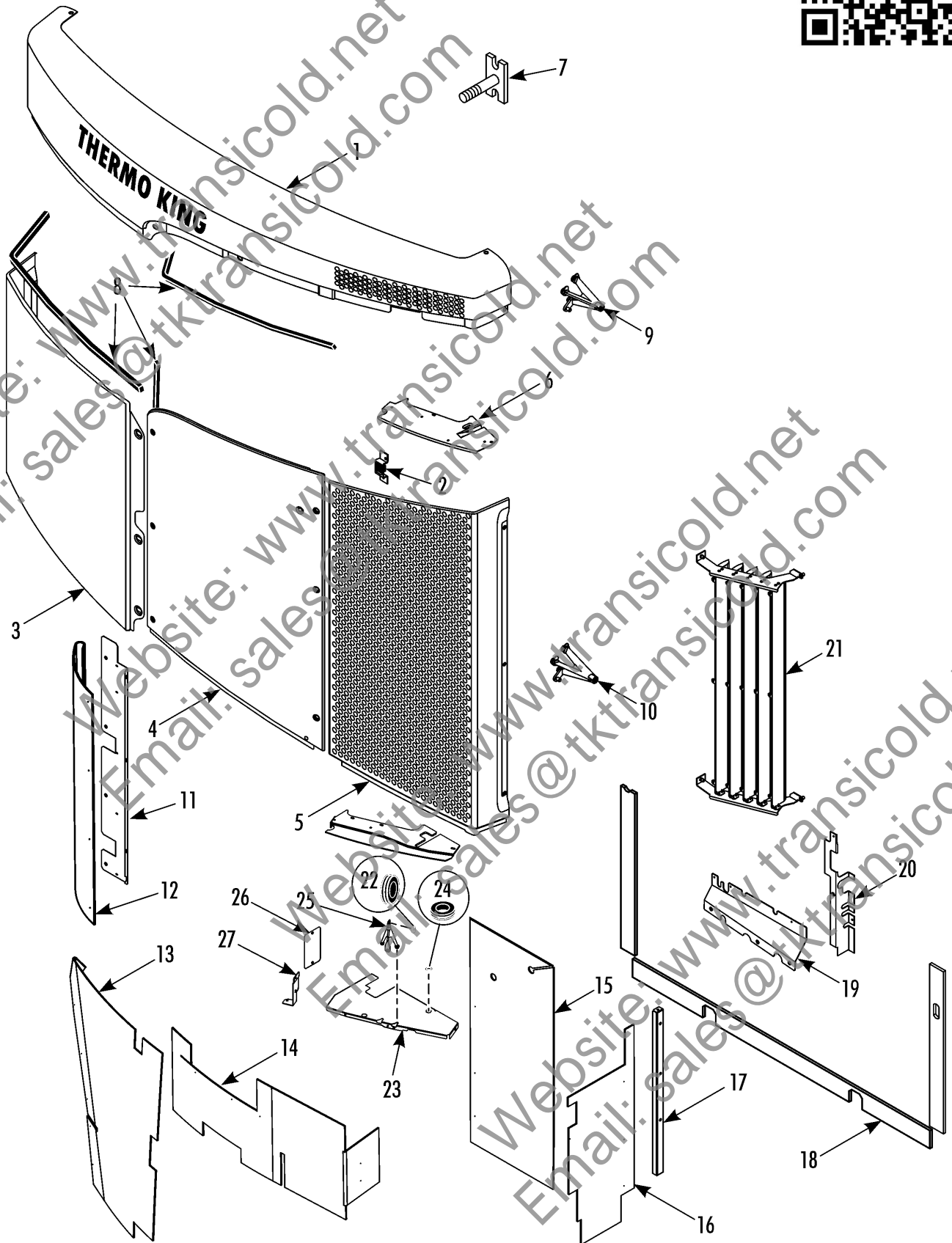


REF	PART NO.	DESCRIPTION	
1	987914	COVER - top (white)	
	989666	COVER - top (silver)	1
	927351	* NAMEPLATE - Thermo King	1
2	927557	BRACKET - bulkhead (11.5mm height)	2
	933625	BRACKET - bulkhead (17mm height)	1
3	989038	PANEL - upper (white)	1
	989667	PANEL - upper (silver)	1
4	989039	PANEL - belts	1
5	989588	GRILLE - condenser	1
	334755	* TAPE - anti-abrasive	1
	510718	SCREW - panel & grille (M6 X 16)	A/R
	559761	SCREW - panel & grille (M6 X 25)	A/R
6	928923	PANEL - blockoff (top)	1
7	990214	BOLT - unit	8
	555234	WASHER	8
	553686	NUT	8
8	334445	STRIP - foam (1 meter lg, cut to length)	A/R
9	929454	BRACKET - skin mount (83 mm tall)	2
10	929453	BRACKET - skin mount (93 mm tall)	6
11	928528	BLOCKOFF - curbside	1
12	928535	CURTAIN - noise (curbside, upper)	1
13	928532	CURTAIN - noise (curbside, lower)	1
14	928669	CURTAIN - noise (engine)	1
15	928534	CURTAIN - noise (fans)	1
16	928533	CURTAIN - noise (control box)	1
17	928529	BRACKET - control box curtain	1
18	928531	GASKET - sill	1
19	928536	BLOCKOFF - horizontal	1
20	928537	BLOCKOFF - vertical	1
21	931384	BAFFLE - condenser	1

310A7




DOORS AND PANELS, UPPER SECTI



Revised
04/06/17

DOORS AND PANELS, UPPER SECTION

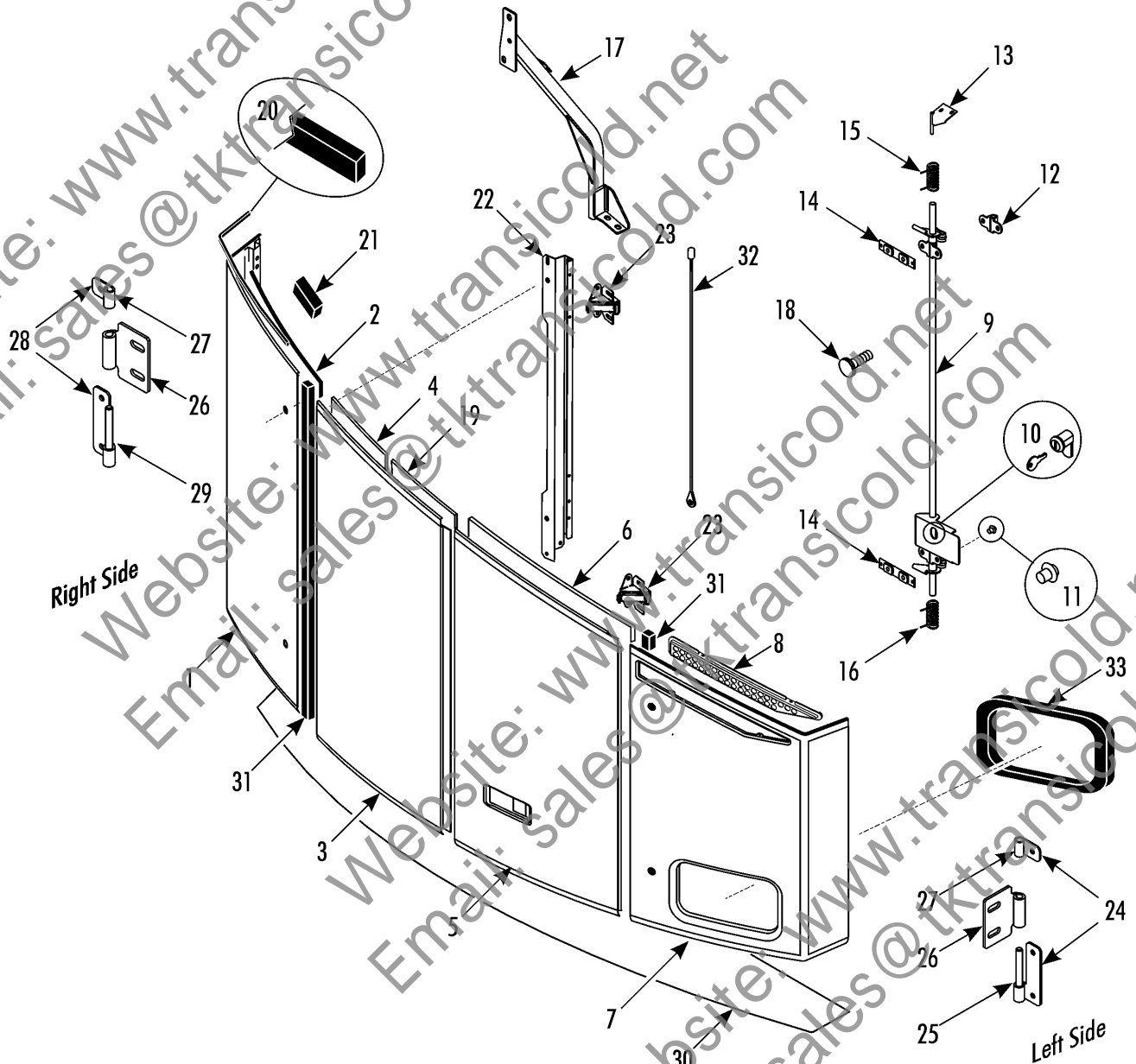


REF	PART NO.	DESCRIPTION	
22	330314	GROMMET - ambient sensor	
23	935117	BRACKET - bottom	1
24	330428	* GROMMET - bracket	2
25	935118	BRACKET - sensor	1
26	935119	PANEL - block off	1
27	935121	PANEL - block off	1
	510718	SCREW - panel	6
	557042	NUT	5
	552086	FLATWASHER	5

310A8




DOORS, BOTTOM SECTION



Revised
12/13/16

DOORS, BOTTOM SECTION

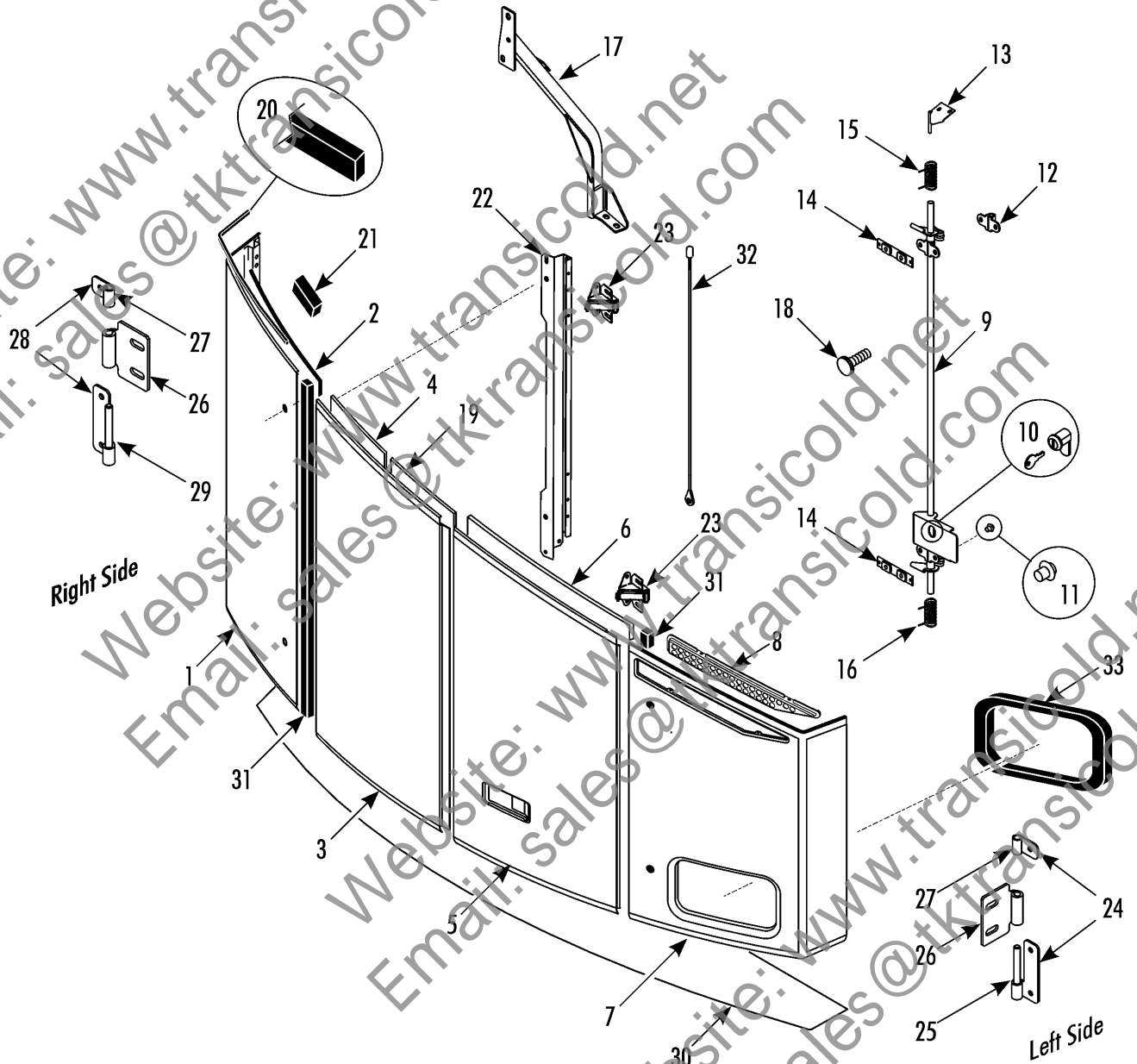


REF	PART NO.	DESCRIPTION	
1	987912	PANEL - lower right (white)	
	989661	PANEL - lower right (silver)	1
2	334405	INSULATION - panel (right side)	1
3	988185	DOOR - engine (right side, white)	1
	989662	DOOR - engine (right side, silver)	1
	552988	* RIVET - door	A/R
4	334406	INSULATION - engine (right side)	1
5	988186	DOOR - engine (left side, white)	1
	989663	DOOR - engine (left side, silver)	1
	552988	* RIVET - door	A/R
	926525	* NUTSTRIP - latch	2
6	334407	INSULATION - engine (left side)	1
7	989591	DOOR - control box (white)	1
	989664	DOOR - control box (silver)	1
8	935308	* INSERT - panel	1
9	903420	KIT - latch w/ pin (see SPAB488 for more info)	1
	933451	* LATCH - door	1
10	926774	LOCK - door	1
11	331435	BUMPER - latch handle	1
12	912704	RETAINER - door latch	2
	511689	SCREW - latch	4
13	926524	STRIKE - door (upper)	1
14	926525	NUTSTRIP - latch	2
15	999973	SPRING - latch (cw top)	1
16	999974	SPRING - latch (ccw bottom)	1
	551173	LOCKWASHER	1
	557072	FLATWASHER	1
	511996	NUT	1
17	335169	MEMBER - door support	1
18	915057	BUMPER - door	1

310A8



DOORS, BOTTOM SECTION



Revised
12/13/16

DOORS, BOTTOM SECTION

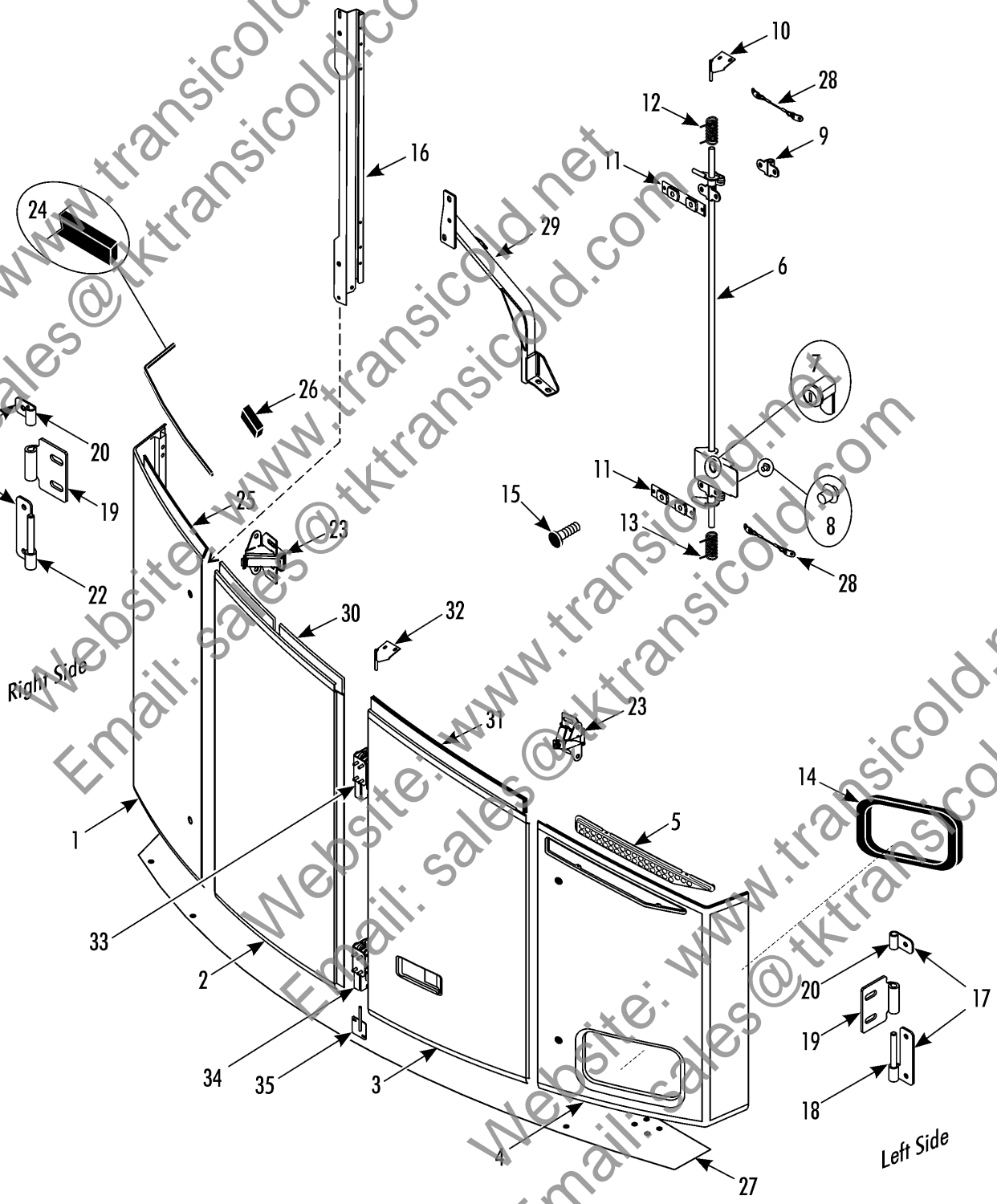



REF	PART NO.	DESCRIPTION	
19	334605	INSULATION - engine (curbside)	
20	334445	STRIP - foam (1 meter lg, cut to length)	A/R
21	334447	SEAL - door	1
22	927203	BRACKET - door	1
	927204	ANGLE - bracket	1
23	926877	HINGE - front doors	4
	510718	SCREW - hinge (M6)	8
	511828	SCREW - hinge (M5)	8
24	900451TKA	KIT - hinge (left side, includes 25 & 27)	2
25	929408	* HINGE - left side	2
26	926520	HINGE	4
27	930101TKA	RETAINER - hinge	4
28	900452TKA	KIT - hinge (right side, includes 27 & 28)	2
29	929409	* HINGE - right side	2
30	989198	PANEL - bottom (black)	1
	989665	PANEL - bottom (silver)	1
	511964	SCREW - cover	26
31	334852	STRIP - foam (100 ft, cut to length)	A/R
32	927419	STRAP - door (383mm)	1
	927420	STRAP - door (444mm)	1
33	334446	SEAL - HMI	1

310B8



DOORS, BOTTOM SECTION (W/ WHISPER OPTION)



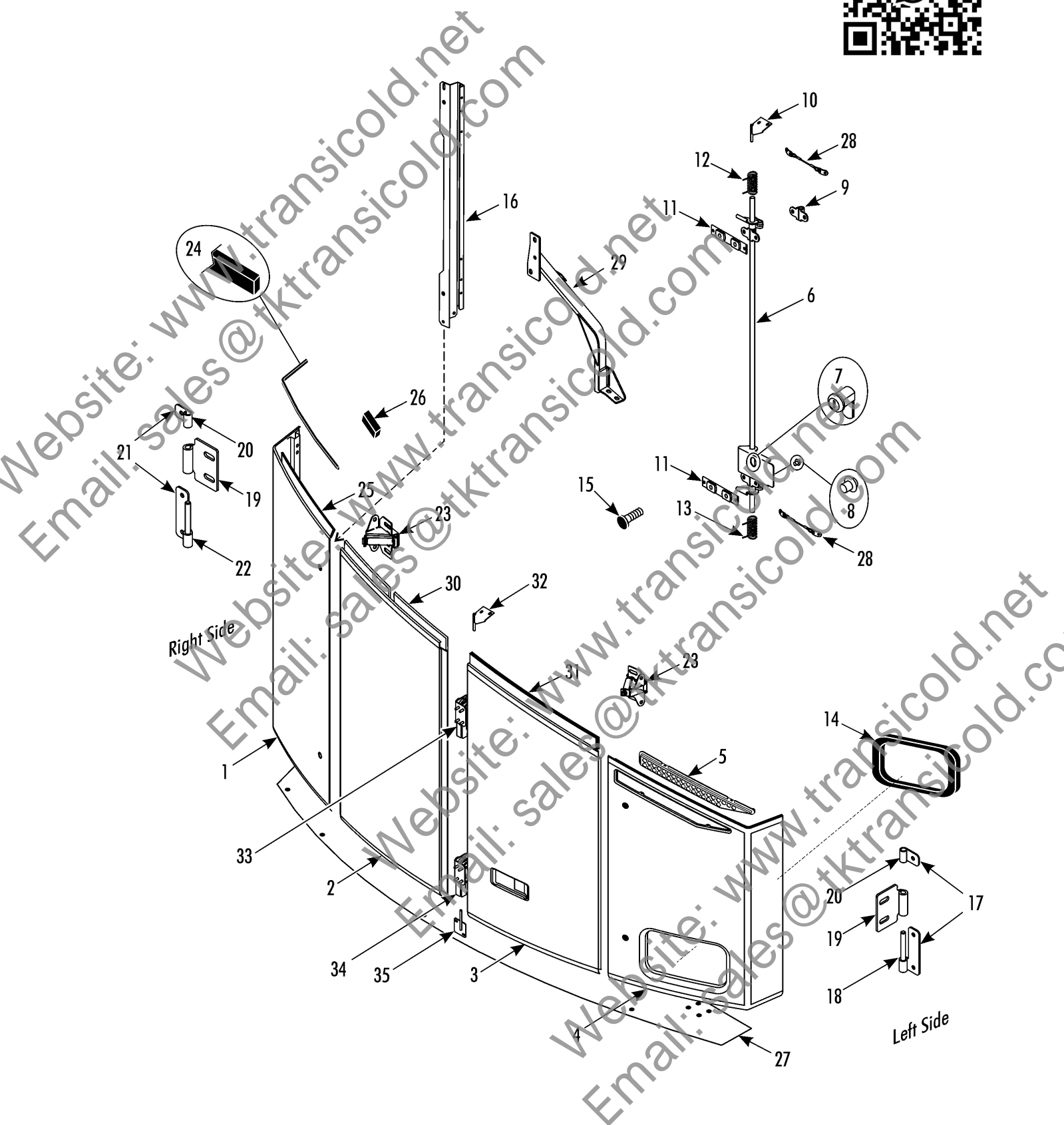
Revised
04/06/17**DOORS, BOTTOM SECTION (W/ WHISPER
OPTION)**

REF	PART NO.	DESCRIPTION	
1	988544	PANEL - lower right (white)	
	989661	PANEL - lower right (silver)	1
2	988542	DOOR - engine (right side, white)	1
	989662	DOOR - engine (right side, silver)	1
	335134	* QUILT - panel	1
3	988543	DOOR - engine (left side, white)	1
	989663	DOOR - engine (left side, silver)	1
	335135	* QUILT - panel	1
4	989591	DOOR - control box (white)	1
	989664	DOOR - control box (silver)	1
5	935308	* INSERT - panel	1
6	933261	LATCH - door	1
7	926774	LOCK - door	1
8	331435	BUMPER - latch handle	1
9	912704	RETAINER - door latch	2
	511689	SCREW - latch	4
10	926524	STRIKE - door (upper)	1
11	926525	NUTSTRIP - latch	2
12	999973	SPRING - latch (cw top)	1
13	999974	SPRING - latch (ccw bottom)	1
14	334446	SEAL - HMI	1
15	915057	BUMPER - door	1
16	927203	BRACKET - door	1
	927204	ANGLE - bracket	1
17	900451TKA	KIT - hinge (left side, includes 18 & 20)	2
18	929408	* HINGE - left side	2
19	926520	HINGE	4
20	930101TKA	RETAINER - hinge	4
21	900452TKA	KIT - hinge (right side, includes 20 & 21)	2
22	929409	* HINGE - right side	2

310B8



DOORS, BOTTOM SECTION (W/ WHISPER OPTION)



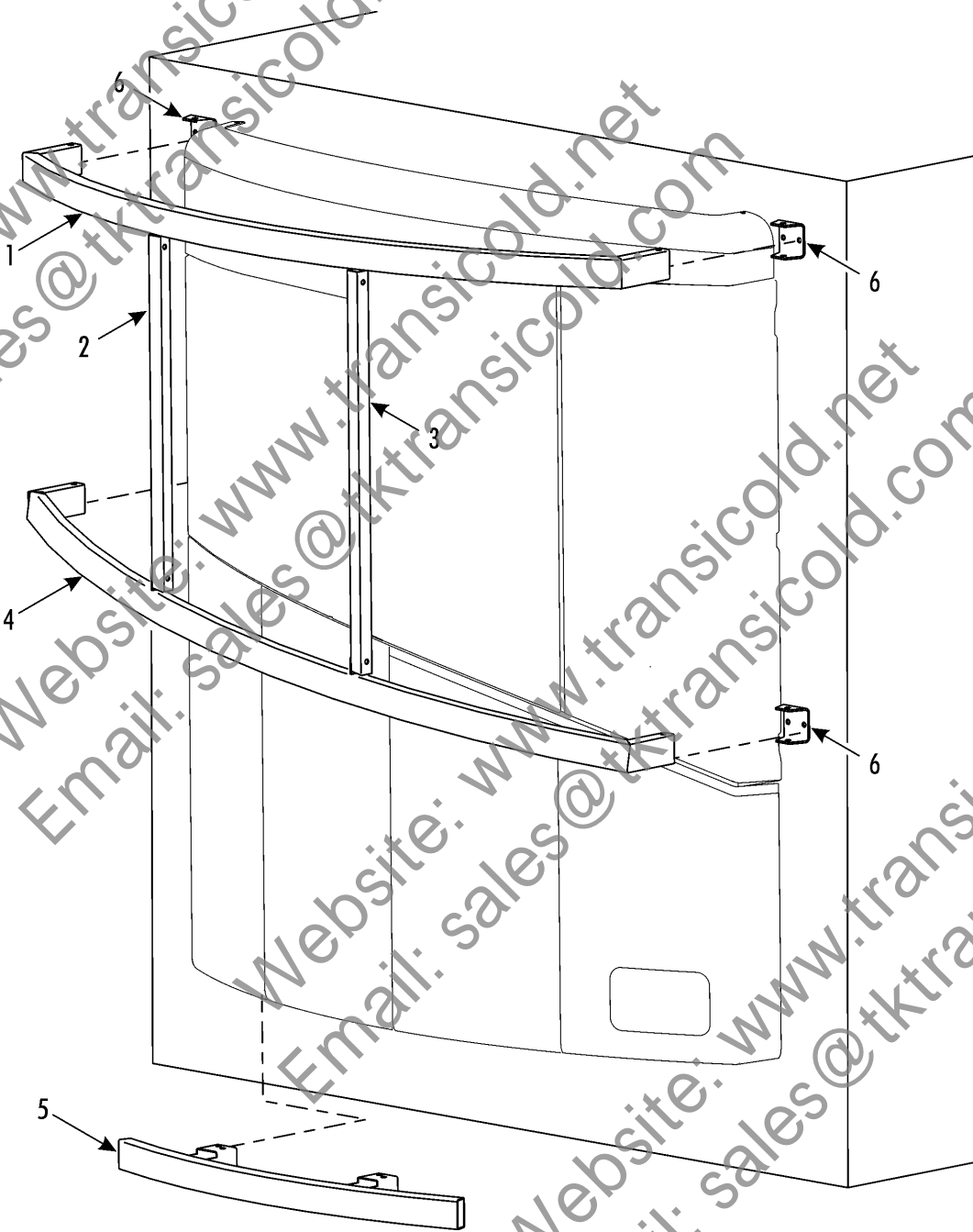
Revised
04/06/17**DOORS, BOTTOM SECTION (W/ WHISPER
OPTION)**

REF	PART NO.	DESCRIPTION	
23	926877	HINGE - front doors	
	510718	SCREW - hinge (M6)	8
	511828	SCREW - hinge (M5)	8
24	334445	STRIP - foam (1 meter lg, cut to length)	A/R
25	335165	INSULATION - panel (curbside)	1
26	334447	SEAL - door	1
27	988553	PANEL - bottom	1
	334696	QUILT - panel	1
	558464	SCREW - panel	26
	557170	LOCKWASHER	26
	557075	FLATWASHER	26
28	931679	CABLE - latch	2
	559694	SCREW - cable	2
29	335169	BRACKET - door support	1
30	335166	INSULATION - engine (curbside)	1
31	335167	INSULATION - engine (roadside)	1
32	929362	STRIKE - door (upper)	1
33	929365	LATCH - door (top)	1
	929364	BRACKET - latch (top)	1
34	929366	LATCH - door (bottom)	1
	929363	BRACKET - latch (bottom)	1
35	929377	STRIKE - door (bottom)	1
	510718	SCREW - bracket to door	8
	552260	RIVET - latch	8

256E1




PROTECTION BARS



Revised
04/06/17

PROTECTION BARS



REF	PART NO.	DESCRIPTION	
	900441TKA	PROTECTION BARS	
1	988832	* BAR - protection (top)	1
2	929371TKA	* BAR - protection (vertical, 955mm)	1
3	929372TKA	* BAR - protection (vertical, 1085mm)	1
4	988833	* BAR - protection (middle)	1
5	988834	* BAR - protection (bottom)	1
6	929373	* MOUNT - protection bars	4
	900442TKA	* KIT - hardware	1
	NSS	** SCREW - M12 X 110	4
	NSS	** SCREW - M12 X 70	4
	NSS	** SCREW - M12 X 25	4
	NSS	** FLATWASHER	16
	NSS	** NUT	12

NOTE: A bottom panel is needed to mount the protection bars. See bulletin SPAB 332 for bottom panel part number information.

NOTE: See bulletin SPAB 274 for more information.

235F9



FUEL FILTER (Optional)




For fuel system bleeding:
Use manual pump on filter near fuel tank

THERMO KING



Revised
04/12/17

FUEL FILTER (Optional)



REF	PART NO.	DESCRIPTION	
	100453	KIT - fuel/ water filter (with primer pump)	
	100415	KIT - fuel/ water filter (with primer pump, use 100453)	1
1	131296	* FILTER & GASKET	1
2	130995	* BOWL	1
3	511865	* ELBOW - fuel	2
4	511864TKA	* PLUG	2
5	927963	* NAMEPLATE - Fuel System Bleeding	1
6	131197	VALVE (use only with filter 100415)	1
7	2041913	TOOL - wrench	1

NOTE: EMEIA is using Kit 100415, not 100429.

NOTE: The wrench 2041913 is NOT part of Kit 100415 or Kit 100429.


NOTE: For more information see SPAB 341

250F3



FUEL FILTER (Optional w/ electric heater)



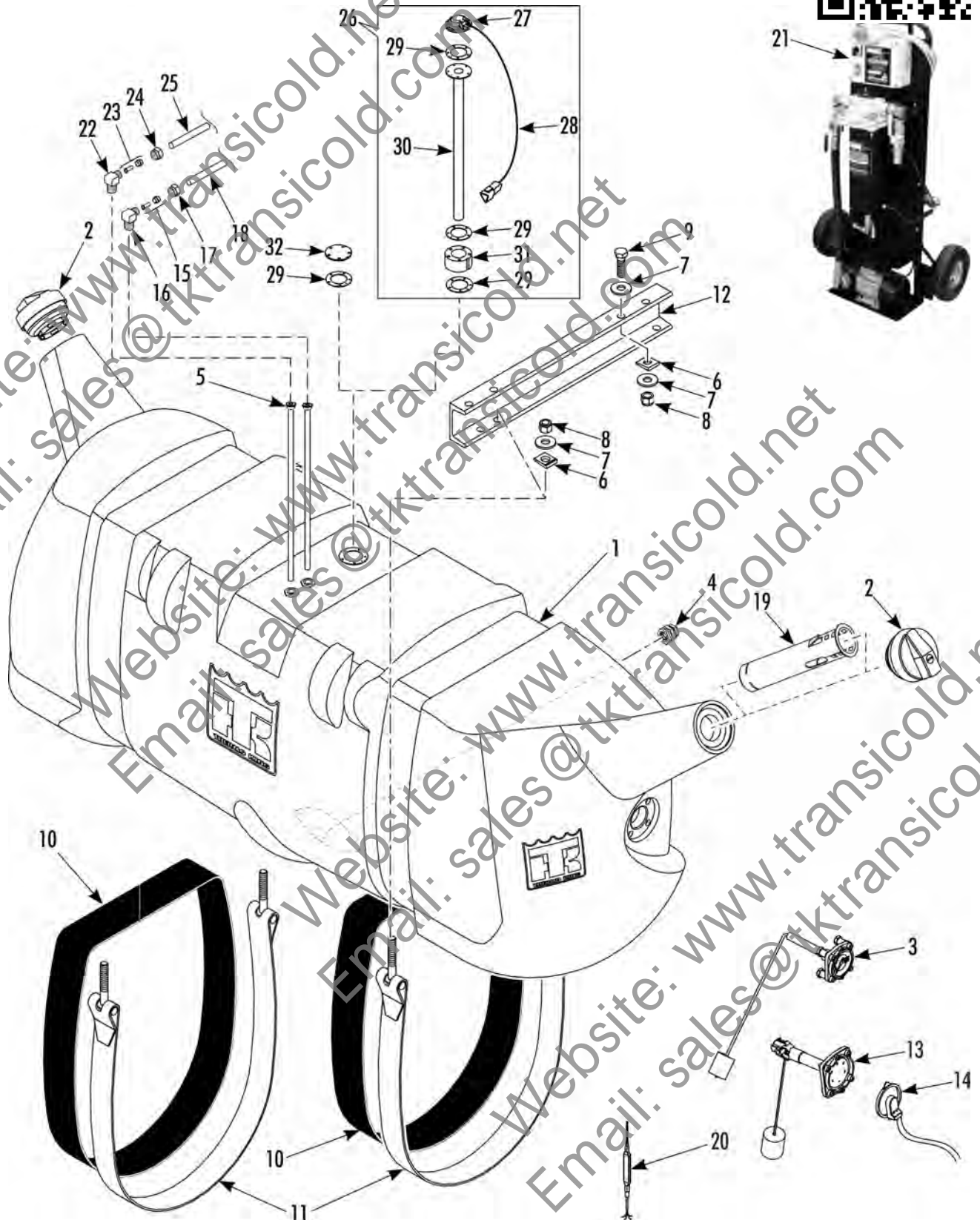
Revised
04/06/17**FUEL FILTER (Optional w/ electric heater)**

REF	PART NO.	DESCRIPTION	
	100431TKA	KIT - fuel / water filter (with primer pump & electric heater in filter head)	
1	100430	* FILTER & GASKET	1
2	131086	** FILTER	1
3	NSS	* HEATER - fuel (12 V)	1
4	511865	* ELBOW - fuel	2
5	511864TKA	* PLUG	2
6	927963	* NAMEPLATE - Fuel System Bleeding	1
7	419505	* CABLE (8M long)	1
	421354	* CABLE (11M long, optional)	1
	419783	* CABLE - signal plug (100mm long optional)	1
8	412978	* FUSE (20A)	1
9	414740	* HOLDER - fuse	1
10	410894	* RELAY	1
11	131197	* VALVE	1
12	2041913	TOOL - wrench	1

187B0



PLASTIC FUEL TANK



Revised
04/06/17

PLASTIC FUEL TANK



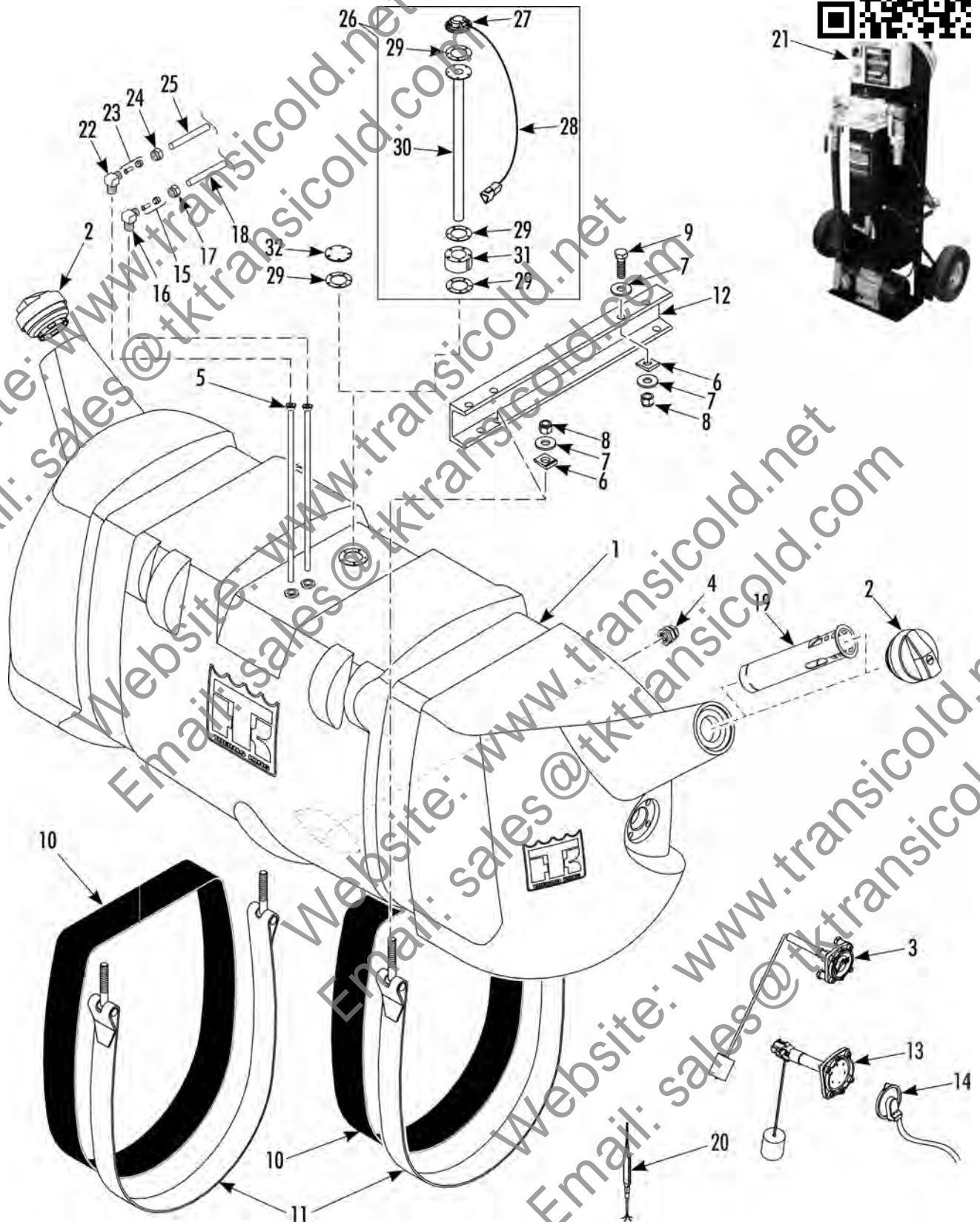
REF	PART NO.	DESCRIPTION	
1	120839	TANK - fuel (230L, plastic inc items 2 - 5)	
2	119629	* CAP - fuel (before 10/14, see note 1)	2
	335452	** GASKET - cap	A/R
	119726	** KEY - fuel tank	A/R
	903142	KIT - 2 caps w/ same keys	1
	132219	** CAP - fuel (10/14 & after, see note 1)	2
3	131082	* GAUGE - fuel	1
	131083	** DIAL - fuel gauge (mechanical)	1
	334818	** O-RING - gauge to tank	1
4	119134	* VALVE - ball check	1
5	131006	* TUBE - fuel	2
	900351TKA	KIT - fuel tank	1
	900374TKA	KIT - fuel tank (Schwarz muller)	1
	900392TKA	KIT - fuel tank (for replacing steel fuel tank)	1
6	510626	* WASHER - wedge (not required w/ longer bracket 988499)	8
7	555270	* FLATWASHER	12
8	553686	* NUT	8
9	551670TKA	* SCREW - bracket	4
10	333872	* STRIP - anti chaffing	2
11	986659	* STRIP - fuel tank	2
12	988499	* BRACKET - hanger (part of kit 900351)	2
	927625	* BRACKET - hanger (part of kit 900374)	2
	927626	* BRACKET - hanger (part of kit 900392)	2
13	130794	GAUGE - fuel (electronic)	1
14	419222	* DIAL - fuel (electronic)	1
	334818	* O-RING - gauge to tank	1
15	100243	KIT - sleeve & eyelet	2
16	114370	CONNECTOR - fuel line (1/4 straight)	2
17	114841	NUT (1/4)	2

NOTE 1: See Bulletin SPAB 431 for changes with the fuel tank neck and cap.
 NOTE 2: See Bulletin SPAB 528 for more information on the Ultrasonic Sensor.

187B0




PLASTIC FUEL TANK



Revised
04/06/17

PLASTIC FUEL TANK



REF	PART NO.	DESCRIPTION	
18	119030	HOSE - fuel (1/4)	
19	130960	ANTISIPHON (optional, not included with fuel tank)	1
20	418131	CONVERTER - fuel level (DAS, optional)	1
21	2041966	TOOL - fuel tank cleaner	1
	421527	* PUMP	1
	131287	* FILTER - fuel tank cleaner	1
22	114380	ELBOW - hose fitting (3/8)	1
23	100242	KIT - sleeve & eyelet (3/8)	1
24	114941	NUT - hose (3/8)	1
25	114372	HOSE (3/8 od x 35 ft lg)	1
26	401275	KIT - ultrasonic fuel level sensor (see note 2, optional, after 11/14)	1
27	421530	* SENSOR - fuel level, ultrasonic (with gasket)	1
	513164	* SCREW - sensor kit	5
28	420101	* CABLE - fuel level sensor, complete	1
29	334589	* GASKET - UFLS	3
30	928943	* TUBE - sensor, ultrasonic (with gasket)	1
31	131121	* SPACER - sensor	1
32	934502	COVER - fuel tank	1
	557169	SCREW - cover	5

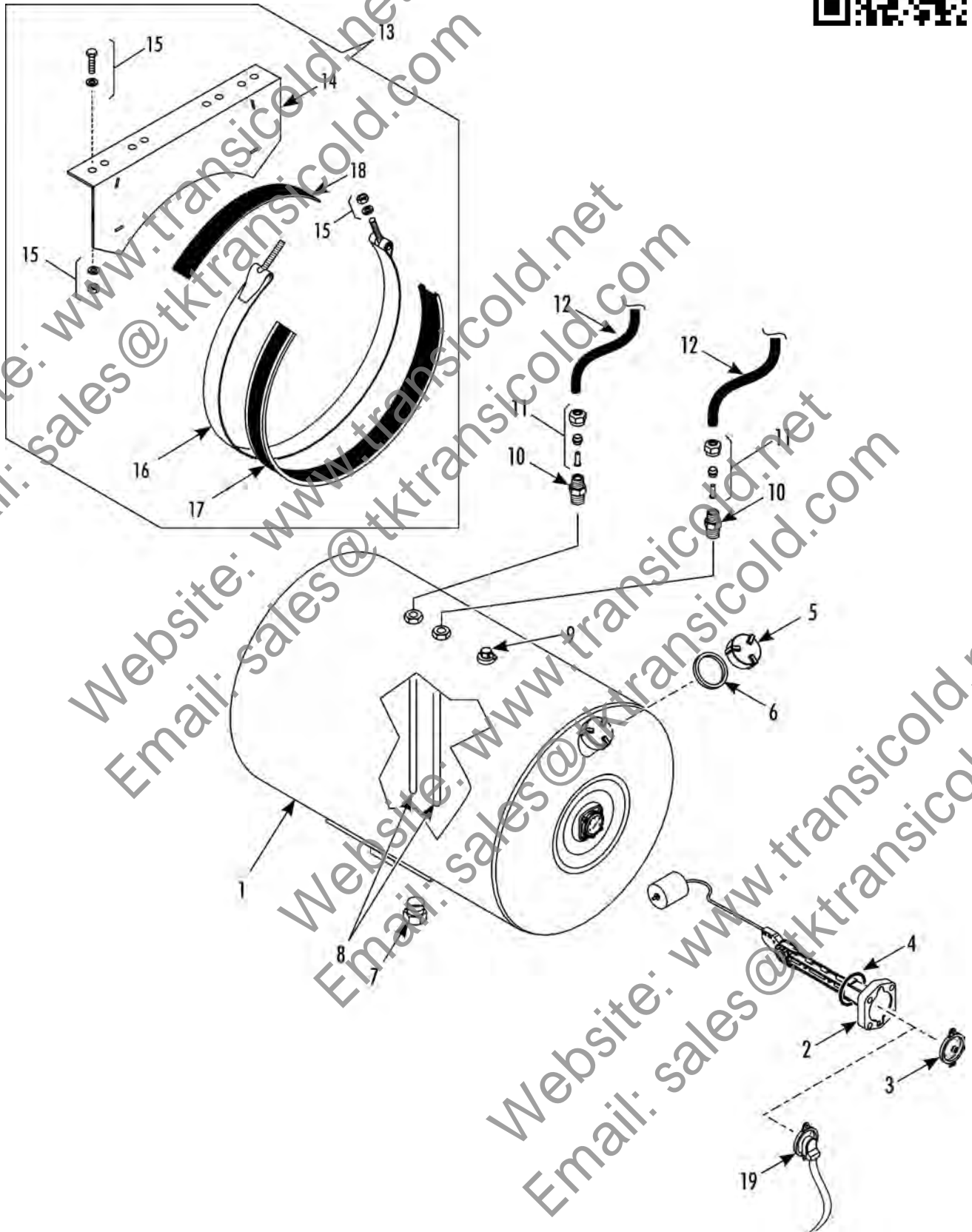
NOTE 1: See Bulletin SPAB 431 for changes with the fuel tank neck and cap.

NOTE 2: See Bulletin SPAB 528 for more information on the Ultrasonic Sensor.

310B9




FUEL TANK (100L ALUMINUM)



Revised
01/16/17

FUEL TANK (100L ALUMINUM)

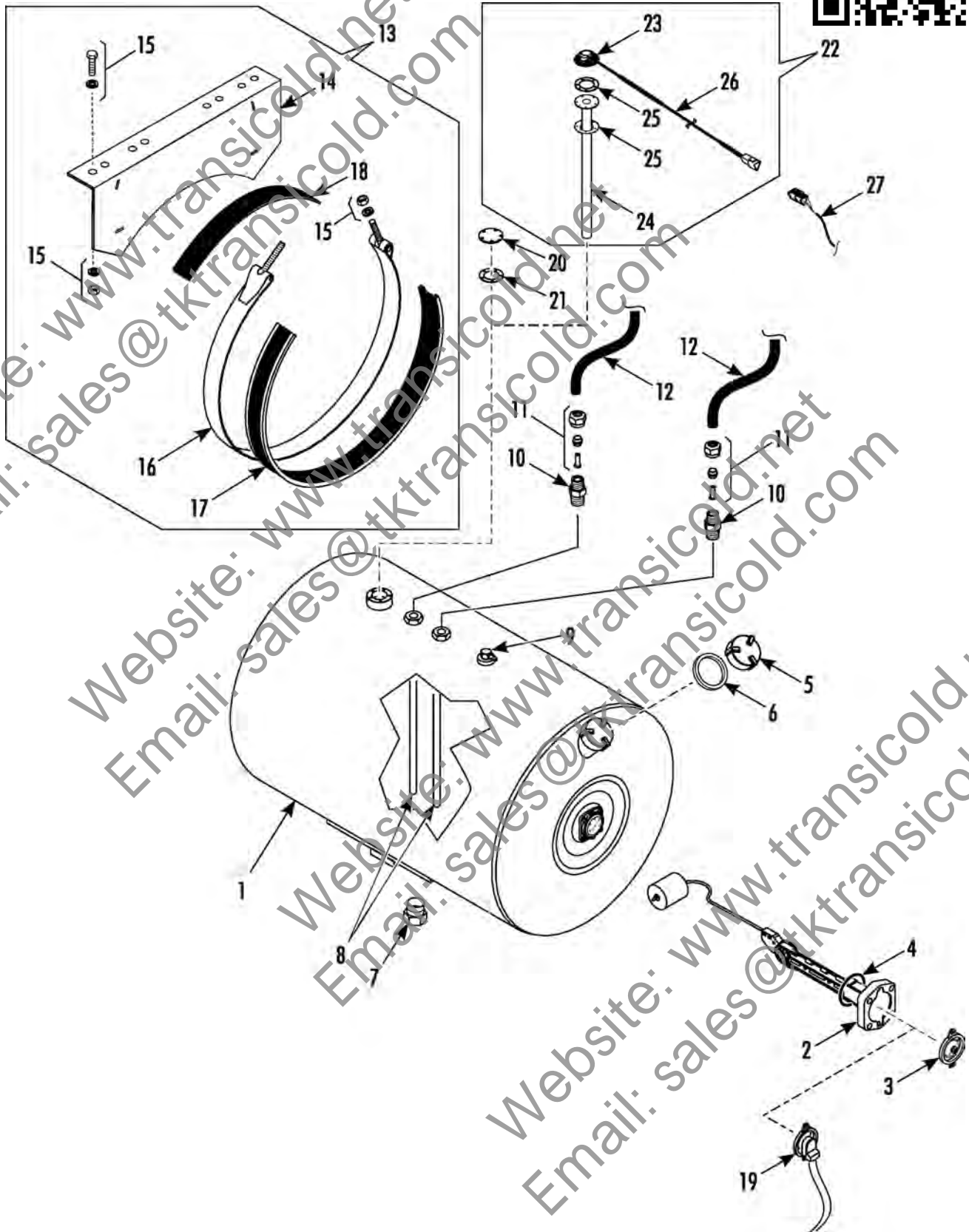


REF	PART NO.	DESCRIPTION	
1	120979	TANK - fuel (100 L)	
2	131299	* GAUGE - fuel (mechanical)	1
3	131300	** DIAL - fuel gauge	1
4	334818	** O-RING - fuel gauge	1
5	117984	* CAP - fuel	1
6	330381	** GASKET - cap	1
7	119134	* DRAIN	1
8	115331	* TUBE - pickup	2
9	512382	* VENT	1
10	114370	CONNECTOR - hose fitting (1/4)	2
11	100243	KIT - sleeve & eyelet (1/4)	2
	114841	NUT (1/4)	2
12	114367	HOSE (1/4 od x 35 ft lg)	2
13	902417	KIT - fuel tank	1
14	989143	* HANGER - fuel tank	2
15	552252	* SCREW	8
	555270	* FLATWASHER	20
	553686	* NUT	12
16	989144	* STRAP - assembly	2
17	334876	** STRIP - chafing (33 in lg)	2
18	334479	* STRIP - chafing (16.5 in lg)	2
19	419223	DIAL - fuel gauge (electrical, optional)	1

310C1




FUEL TANK (190L ALUMINUM)



Revised
01/16/17

FUEL TANK (190L ALUMINUM)

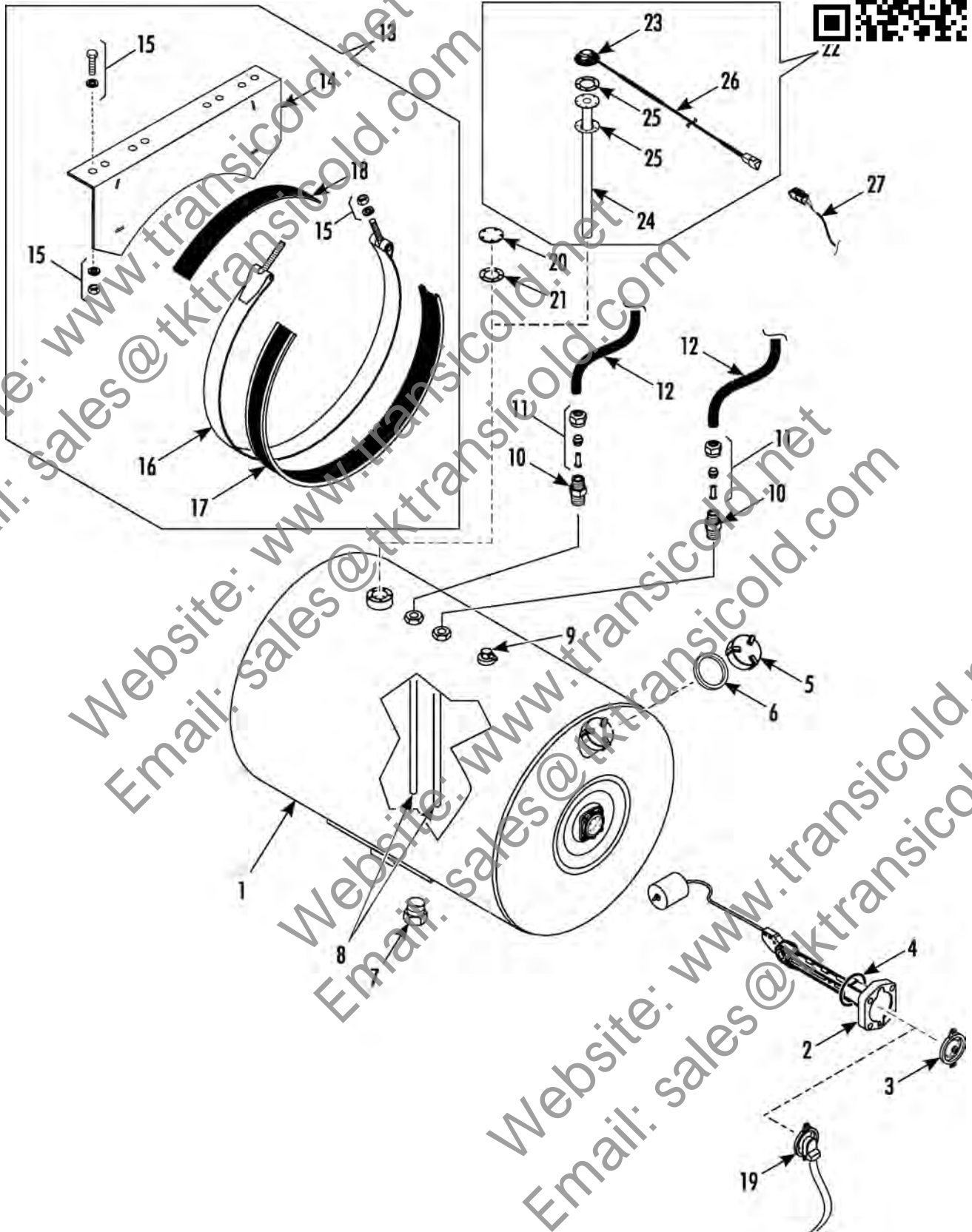


REF	PART NO.	DESCRIPTION	
1	120978	TANK - fuel (190 L, 50 gal)	
2	131299	* GAUGE - fuel (mechanical)	1
3	131300	** DIAL - fuel gauge	1
4	334818	** O-RING - fuel gauge	1
5	117984	* CAP - fuel	1
6	330381	** GASKET - cap	1
7	119134	* DRAIN	1
8	115331	* TUBE - pickup	2
9	512382	* VENT	1
10	114370	CONNECTOR - hose fitting (1/4)	2
11	100243	KIT - sleeve & eyelet (1/4)	2
	114841	NUT (1/4)	2
12	114367	HOSE (1/4 od x 35 ft lg)	2
13	902417	KIT - fuel tank	1
14	989143	* HANGER - fuel tank	2
15	552252	* SCREW	8
	555270	* FLATWASHER	20
	553686	* NUT	12
16	989144	* STRAP - assembly	2
17	334876	** STRIP - chafing (33 in lg)	2
18	334479	* STRIP - chafing (16.5 in lg)	2
19	419223	DIAL - fuel gauge (electrical, optional)	1
20	119741	COVER - fuel tank	1
21	333878	GASKET - cover	1
	550736	SCREW - cover	5
	551511	FLATWASHER	5
	550431	LOCKWASHER	5
22	401329	KIT - Ultra-Sonic Fuel Level Sensor (18 inch tanks)	1
23	419709	* SENSOR - fuel level (ultrasonic)	1
24	928941	* TUBE - sensor (ultrasonic)	1

310C1




FUEL TANK (190L ALUMINUM)



Revised
01/16/17

FUEL TANK (190L ALUMINUM)



REF	PART NO.	DESCRIPTION	
25	334589	* GASKET - sensor tube	
26	420101	* CABLE - fuel level sensor	1
27	421922	HARNESS - fuel level sensor	1

Website: www.transicold.net
 Email: sales@tktransicold.com

Website: www.transicold.net
 Email: sales@tktransicold.com

Website: www.transicold.net
 Email: sales@tktransicold.com

Website: www.transicold.net
 Email: sales@tktransicold.com

310A9



NAMEPLATES



1



2



4



3



5

THERMO KING

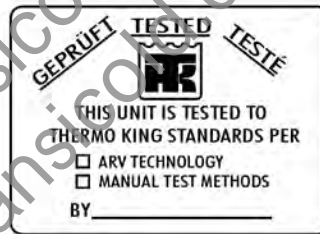
6



10



11



7



8



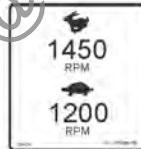
12



13



14



15



16



17



18




19



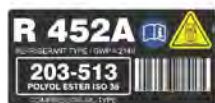
20



21



22



23



24



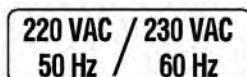
25




27



28




29



26

Revised
03/14/17

NAMEPLATES



REF	PART NO.	DESCRIPTION	
1	930345	NAMEPLATE - TK logo (black & blue, 76 x 86)	
	930346	NAMEPLATE - TK logo (black & blue, 212 x 241)	1
	935381	NAMEPLATE - TK logo (black & silver, 76 x 86)	1
	935382	NAMEPLATE - TK logo (black & silver, 212 x 241)	1
2	935188	NAMEPLATE - SLXi 100	1
3	935189	NAMEPLATE - SLXi 200	1
4	935126	NAMEPLATE - SLXi 300	1
5	935191	NAMEPLATE - SLXi 400	1
6	927351	NAMEPLATE - Thermo King (black letters, no background)	1
	935384	NAMEPLATE - Thermo King (black letters, white background)	1
7	919213TKA	NAMEPLATE - Unit Test	1
8	917938	NAMEPLATE - Caution Improper Oil	1
9	927228	NAMEPLATE - IR	1
10	928313	NAMEPLATE - CargoWatch	1
11	930344	NAMEPLATE - USB	1
12	911086	HOLDER - records	1
13	924321	NAMEPLATE - Voltage	1
14	925712	NAMEPLATE - On-Off	1
15	934516	NAMEPLATE - Engine Speed	1
16	997834	NAMEPLATE - Caution	1
17	915882TKA	NAMEPLATE - R404A	3
18	928307	NAMEPLATE - Refrigerant R404A	1
19	929361	NAMEPLATE - Sound Power (97 Ldb)	1
	930343	NAMEPLATE - Sound Power (95 Ldb)	1
	922923	NAMEPLATE - Sound Power (99 Ldb)	1
20	927103	NAMEPLATE - Caution, Fan	1
21	998421	NAMEPLATE - Caution, High Voltage	1
	999856	NAMEPLATE - Caution, High Voltage (multi-language)	1
22	932648	NAMEPLATE - EEC	1
23	932223	NAMEPLATE - Refrigerant, Compressor Oil Type	1

310A9



NAMEPLATES



1



2



4



3



5

THERMO KING

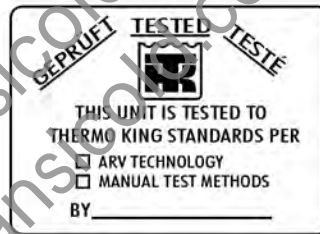
6



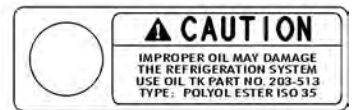
10



11



7



8




12



13



14



15



16



17



18



19



20



21



22



23



24



25




27



28




29



26

Revised
03/14/17

NAMEPLATES



REF	PART NO.	DESCRIPTION	
24	932363	NAMEPLATE - Refrigerant R452A	
25	933256	NAMEPLATE - R452A (small, 10 cm long)	1
26	926831	NAMEPLATE - Relay Board	1
27	935192	NAMEPLATE - Whisper	1
28	924102	NAMEPLATE - 200V 50/60 HZ	1
29	993061	NAMEPLATE - 220/50 230/60	1

Website: www.transicold.net
 Email: sales@tktransicold.com

Website: www.transicold.net
 Email: sales@tktransicold.com

Website: www.transicold.net
 Email: sales@tktransicold.com

Website: www.transicold.net
 Email: sales@tktransicold.com

INDEX NUMERICAL BY PART NUMBER



100242	49, 175	118675	31	119726	
100243	49, 173, 177, 179	118680	33	119741	
100325	49	118681	33	120750	
100342	49	118682	33	120823	13
100373	35	118919	9	120839	173
100415	169	118923	15	120868	15
100430	171	118924	13	120869	15
100431TKA	171	118927	19	120919	53
100453	169	118928	19	120925	37, 47
1010362	25, 27, 35, 37, 49	118929	19	120978	179
1010414	9	118932	19	120979	177
1040756	63, 113, 115	118933	19	121028	55
1040844	63, 113, 115	118934	19, 43	121092	17
1070399	59, 63	118935	19, 43	130126	19
112770TKA	33	118936	19	130127	33
112854	33	118942	19	130128	33
112886	95, 97	118944	23	130310	35
114266	47	118945	25	130318	9
114367	49, 177, 179	118950	21	130319	11
114370	173, 177, 179	118951	21	130321	11
114372	49, 175	118952	21	130322	11
114380	49, 175	118953	21	130323	27
114841	49, 173, 177, 179	118964	27	130324	27
114941	49, 175	118965	27	130325	27
115082	11	118970	33	130326	27
115091	11	118971	33	130327	27
115103	17	118972TKA	33	130328	27
115320TKA	49	118973	33	130332TKA	17
115331	177, 179	118974TKA	33	130333	17
115499	9	118975	33	130334	17
115889	33	118976	33	130335	17
115890	33	118977	33	130336	17
115911	15	118984	15	130337	17
116031	13	118995	27	130338	17
116106	41	118998	33	130339	17
116108	41	119015	49	130340	17, 43
116109	35	119016	49	130341TKA	17, 35, 41, 43
116110TKA	49	119017	49	130342TKA	17
116125	37	119030	175	130343	23
116555	9	119116	87	130344	17
116567	17	119134	173, 177, 179	130345	25
116704	17	119182	29	130346	25
116707	17, 35, 41, 43	119245	49	130349	25
116716	25	119256	31	130350	25
116717	25	119261	25	130351TKA	21
116719	21, 25	119266	23	130352TKA	21
116786	41	119299	53	130353	21
116787	41	119300	53	130355	21
116788	41	119338	15	130356	27
116789	41	119342	49	130357	27
116790TKA	41	119354	27	130358	31
117433	33, 49	119446	35	130360	31
117984	177, 179	119447	29	130363	31
118655	55	119448	15	130365	35
118656	55	119592	11, 21	130368	35
118667	15	119629	173	130370	41
118671	17	119632	55	130371TKA	35

INDEX NUMERICAL BY PART NUMBER



130383	47	131284	53	221277	
130385	31, 43	131287	175	221326	
130388	35, 41	131296	169	221376	
130391TKA	35	131299	177, 179	230161	97
130392TKA	35	131300	177, 179	230163	99
130393	35	132219	173	300295	31
130440	37	132268	31, 55	300326	101, 103
130442TKA	37	132299	25	300343	43
130444	37	132476	95	330110	103
130445	37	132518	49	330230	93
130446	37	132519	49	330239	103
130447	37	132521	51	330314	157
130448	39	132522	49	330324	141
130449	39	132525	49	330350	93
130450	37	132527	51	330381	177, 179
130451TKA	35	2030348	11, 15, 19, 45	330408	101, 103
130455	21	2030393	97	330428	157
130461TKA	21	2030513	101	330572	91
130498	39	2030527	65, 67, 69, 71, 77	330672	97, 103
130511	39	2030777	107, 111, 117	330768	93
130513	39	2030787	137	330822	99, 103
130514	31	2030968	125	331015	85
130648	19	2040542	35	331124	105
130659	19	2040952	13	331175	103
130794	173	2040972	95	331178	145
130815	31	2040994	13	331213	91
130920TKA	9	2041011	11	331221	93, 101, 103
130921	9	2041114	59	331223	103
130924	21	2041848	35	331435	159, 163
130925	21	2041881	137	331461	95
130926	9	2041913	169, 171	331697	117
130927	9	2041966	175	331745	31, 43
130928TKA	9	2042232	137	331953	11, 43
130930TKA	25	2042368	137	331954	11, 43
130932	19	2050875	133, 135, 139, 143	332019	101, 103
130937	47	220306	101	332095	97, 99, 103
130938	53	220350TKA	99	332205	97, 103
130939	53	220552	99	332230	37
130960	175	220568	99	332314	43, 53
130995	169	220611	97	332419	83
131006	173	220639	97	332515	99, 103
131063	15	220653	99	332552	99, 103
131064	21	220656	101	332762TKA	17, 43
131065	21	220784	97	332764	23, 43
131066	21	220788	99	332765	23, 43
131074	55	220789	99	332767	31, 43
131075	55	220850	97	332768	31, 43
131076	55	220990	101	332771	33
131077	55	221103	99	332805	93, 103
131078	49	221149	97	332931	27, 43
131082	173	221160TKA	97	332934TKA	19, 43
131083	173	221246	97	332936	23, 43
131086	171	221264	97	332937	23, 43
131121	175	221265	97	332940	33
131138	21, 59	221266	97	332941	33
131197	169, 171	221267	97	332942	33
131232	51	221275	95	332969	13, 43

INDEX NUMERICAL BY PART NUMBER



332974	13	335166	165	414470
333007	93	335167	165	414553
333096	31, 43	335169	159, 165	414740
333097	31, 45	335217	97, 103	415436
333098	31, 43	335218	99, 103	415683
333101	95	335238	99	415710
333103	101	335271	37	415719
333512	17, 43	335452	173	416095
333538	105	335504	43	416096
333628	119, 149	400907	127, 133	416194
333797	103	400974	73, 109, 113, 151	416256
333821TKA	11, 43	400975	109, 113	416356
333833TKA	27, 43	400980	131	416409
333867	149	400981	131	416538
333868	119, 149	400984	131	416586
333872	173	400985	131	416742
333878	179	400989	131	416865
333909	151	400996	131	417032
334087	11	401008	147	417852
334088	11	401012	145	417934
334089TKA	11, 27, 43	401013	145	417965
334090	15, 43	401118	109, 113, 117	417976
334160	15, 107, 111	401119	131	418025
334169	37	401120	131	418026
334170	37	401121	131	418105
334171	37	401135	127	418131
334172	37	401160	131	418187
334173TKA	37	401165	131	418189
334174TKA	35, 41	401176	145	418190
334190TKA	39	401192	133, 135	418762
334193TKA	39	401193	133, 135	418851
334196	39	401226	151	418915
334277	95	401229	151	419023
334404	153	401230	133, 135	419024
334405	159	401235	145	419025
334406	159	401249	139, 143	419120
334407	159	401250	139	419222
334445	155, 161, 165	401275	175	419223
334446	161, 163	401303	131	419391
334447	161, 165	401304	131	419392
334479	177, 179	401305	141	419394
334514	73, 75	401313	85, 107, 111	419489
334589	175, 181	401329	179	419505
334605	161	401344	109, 113	419709
334629	119	410736	123	419783
334630	119	410894	151, 171	419836
334696	165	411521	83, 107, 111	420101
334755	155	411566	47, 107, 111	420250
334818	173, 177, 179	411932	131	420374
334852	161	412006	145	420379
334876	177, 179	412147	23, 53, 107, 111	420474
334990	39	412317	9	420514
335056	19	412543	151	420708
335061	93, 99, 103	412978	171	420792
335134	163	413080	133, 139	420967
335135	163	413666	121	420968
335165	165	414163	109, 113, 151	420969

INDEX NUMERICAL BY PART NUMBER



420970		135	510718	53, 63, 73, 75, 87, 115,	512270TKA	
420990		135, 143		145, 149, 153, 155, 157, 161,	512328	
421022		135, 143	165		512382	
421229		151	510814		512385	135
421235		133, 139	510817		512618	115
421236		133, 139	510898		512652	133, 139
421238		133, 139	511120TKA		512653	133, 139
421312		83, 107, 113	511146		512654	133, 139
421354		171	511147		512655	133, 139
421420		143	511149		512656	133, 139
421470		83, 107, 111	511150TKA		512657	133, 139
421527		175	511151		512658	133, 139
421530		175	511152		512788	55
421546		135	511153		512789	55
421700		37, 107, 111	511154		512967	109, 113, 117
421922		181	511155		513164	175
422115		145	511156TKA		513241	91
422270		141	511157		513242	119
422271		141	511158		513265	125
422284		83, 93, 107, 111	511159		513268	119
422338		141	511162		550165	99
422340		141	511188		550183	97
422341		61, 107, 111, 115	511205		550214	87
422524		85, 107, 111	511206		550291	99
422689		123	511207		550329	101
422886		125	511269		550365	57, 79, 115
422887		119	511321		550366	87, 99
422888		121	511438		550375	93
422889		115	511498		550381	103
422924		125	511682		550402	93
422925		125	511683		550405	61
422928		109, 113	511684		550406	87
422929		109, 113	511685		550411	87
422942		125	511687		550414	87
443657		145	511689		550431	179
445537		151	511741		550457	63, 73, 77
448198		47	511748		550681	97
449181		47, 107, 111	511768		550736	179
452177		107, 111	511828		550790	53
452401		147	511864TKA		550896	93, 99, 103
452407		151	511865		551173	61, 73, 79, 159
452456		145	511867		551384	87
452589		61, 107, 111, 115	511964		551417	99
452591		61, 107, 111, 115	511996		551487	93
452724		119	512003		551511	179
452726		119	512009		551521	55
510149		97, 103	512014		551525	93
510588		31	512015		551533	47
510592		27	512016		551587	15
510593		27	512018		551636	53
510594		11, 23	512019		551669	115
510598TKA		17	512106		551670TKA	173
510607		31	512113		551714	141
510612		39	512114		551800TKA	47
510626		173	512160TKA		551819	35
510628		89	512183TKA		551983	93
510717		73, 125	512195		552001	127

INDEX NUMERICAL BY PART NUMBER



552038	57, 79	555780	31	557167	
552086	15, 157	555792	27, 31	557169	
552183	85	555801	19, 25	557170	
552208	33	555803	19	557341	117
552239	141	555809	11, 15, 29	557342	73, 75, 153
552252	177, 179	555816	11, 13, 21	557350	115
552260	165	555822	37	557364	57
552330	49, 121	555846	37	557727	47, 49, 53, 63, 71, 117
552482	57	555914	115	557828	73
552536	153	556176TKA	9	558318	93
552762	47	556187	39	558421	127
552796	55	556188TKA	23, 29, 31, 35	558437	15
552988	153	556191	13, 17, 23	558441	11, 19, 27, 31
553026	121	556193	17	558442	17
553045	73	556215	71, 115	558448	37
553136	77, 145	556229	9	558464	165
553272	129	556230	37	558469	79
553364	95	556234	11	558472	61
553443	147	556236	11	558586	63, 73, 115
553628	55	556237	11, 15	558620	37, 49
553641	95	556245	17	558626	35
553686	155, 173, 177, 179	556246	15, 17	558717	23
553744	15	556248	31	558852	9
554210	97	556249	21	558853	19
554211	97	556250	21	558854TKA	11
554593	9	556283	79, 115	558855	13
554607	35, 61, 63, 89	556367	11, 33	558856	13
554608	89	556389	89	558858	19
554613	71	556409	145	558859	17
554614	87	556537	13	558860	17
554621	53	556541	121	558864	21
554622TKA	11, 27, 43	556544	89	558865TKA	21
554638	47	556750	101	558868	27
554644	27	556751	99	558869	29
554668	21	556752	97	558871	33
554676	37	556776	93	558872	33
554680	61	556804	93, 99	559002	73
554723	57	556805	99	559032	59, 93
554750	33	556806	99	559092	59
554931	87	556987	153	559106	93, 99
554953	15	556988	117	559129	119
554963	57	556993	73	559167	15
554998	47	556996	89, 149	559222	25
555000	91	557003	57	559223	25
555022	47, 49, 53, 55	557005	61, 87, 115	559246	87
555081	15	557007	47, 61	559300	59
555111	73	557020	115	559483	149
555234	155	557023	57	559693	123, 141
555270	173, 177, 179	557027	87	559694	119, 121, 123, 165
555354	79	557042	157	559696	115, 119
555406	53	557066	117	559760	97
555424	49, 71, 87	557069	47, 49, 53, 71, 87, 117	559761	61, 73, 75, 87, 119, 125,
555579	79	557072	61, 73, 79, 115, 159	153, 155	
555589	79	557074	89	559762	75, 149, 153
555749	57	557075	149, 165	559763	145
555763	19, 23, 27	557080	71, 73	559957	71, 81
555772	25	557085	73, 153	559959	65, 67, 69

INDEX NUMERICAL BY PART NUMBER



559960TKA	65, 67, 69	771428	31	902613	
562086	125	771584	59	902711	
600147TKA	105	772752	31	902712	
600163TKA	105	772760	59	902768	149
600300	105	772856	59	902917	113
610600TKA	65	772896	77	902934	129
611829	83	772899	71	903142	173
614126	85	772900	61, 65	903357	141
614127	83	772901	61, 67	903404	129
614133	83	772902	61	903420	159
614134	83	772903	61	910372TKA	89
614136	83	772910	73	910912TKA	153
614138	83	772911	71	911086	183
614142	85	772928	71	912704	159, 163
614232	83	772929	71	913095	47
614268	83	772930	71	913542	17
614269	83	773026	69	913599	73
615104	83	773065	63, 79	914134TKA	95
615210TKA	83, 87, 105	773066	93	914159	57
615211	105	773067	59, 63	914675	57
615265	83	773117	77	914823	15
616280	83	773118	77	915057	159, 163
616281	83	773119	81	915630	101
616658	99	773124	65, 67, 69	915882TKA	183
616807	93	773125	71	915971TKA	153
617048	85	773159	61	915972TKA	153
617687	83, 87, 107, 111	773160	63	917191	15
617723	85, 107, 111	773172	79	917938	93, 183
618047	83	773173	79	918585	151
618151	83	773189	63, 79	918972	57
618152	85	773192	61	919213TKA	183
618153	85	781340	55	919858	101
6510236	119	781615	61, 73, 77	920580	117
660129	93	781616	73	922923	183
660602TKA	85	781618	61, 71	923067	115, 121
661273	153	781619	61, 71	924102	185
662296	93	781621	65	924124	149
663015	93	781622	67	924321	183
664441	85	781696	63, 81	924612	109, 113
665318	93	781831	63	925712	183
666380	85	781847	63, 69	926475	153
667392	85	781945	61	926486	47
668560	83, 87, 107, 111	8021147	93, 97	926491	87, 153
668928	95	8452589	61, 107, 111, 115	926492	153
669246	83	8452591	61, 107, 111, 115	926495	87
669387	95	900335TKA	147	926498	87
669918	83	900351TKA	173	926499	73
672335	85, 87	900356TKA	149	926500	75
672336	83, 87	900374TKA	173	926501	73
672337	85	900392TKA	173	926502	73
672698	85, 153	900430TKA	53	926504	71
672786	85, 153	900441TKA	167	926505	61
672856	55, 83, 91	900442TKA	167	926509	63
673012	83, 91	900451TKA	161, 163	926520	161, 163
673013	83, 91	900452TKA	161, 163	926524	159, 163
700208TKA	59	902417	177, 179	926525	159, 163
771427	31	902537	135	926544	75

INDEX NUMERICAL BY PART NUMBER



926545	149	929408	161, 163	934671	
926639	87	929409	161, 163	934672	
926682	147	929435	149	934673	
926774	159, 163	929453	155	934674	57
926831	185	929454	155	934675	47
926877	161, 165	929482	57	934676	57
926940	123	929557	145	934677	57
927103	183	929558	145	935117	157
927203	161, 163	929559	145	935118	157
927204	161, 163	929836	53	935119	157
927228	183	929837	53	935121	157
927351	155, 183	930101TKA	161, 163	935122	91
927367TKA	145	930179	115	935123	87
927419	161	930343	183	935124	119
927420	161	930344	183	935125	115
927557	155	930345	183	935126	183
927625	173	930346	183	935128	115
927626	173	930359	117	935181	91
927797	57	930662	55	935188	183
927963	169, 171	931032	147	935189	183
927975	121	931054	65	935191	183
928287	55	931234	139	935192	185
928307	183	931237	133, 139	935221	125
928311TKA	119	931238	139	935275	125
928312TKA	119	931268	135, 143	935308	159, 163
928313	119, 183	931321	153	935381	183
928314	119	931384	155	935382	183
928365	119	931433	57	935384	183
928366	123	931486	99	986659	173
928498	121	931623	149	987912	159
928528	155	931679	165	987914	155
928529	155	931693	77	988184	73
928531	155	931894	143	988185	159
928532	155	932223	183	988186	159
928533	155	932363	185	988269	153
928534	155	932648	183	988373	119
928535	155	933141	145	988499	173
928536	155	933142	145	988542	163
928537	155	933143	145	988543	163
928669	155	933256	185	988544	163
928693	109, 113	933261	163	988553	165
928695	109, 113	933338	133, 139	988832	167
928894	125	933451	159	988833	167
928923	91, 125, 155	933539	141	988834	167
928941	179	933540	85	989038	155
928943	175	933597	91	989039	155
929090TKA	151	933598	153	989143	177, 179
929361	183	933622	67	989144	177, 179
929362	165	933625	155	989198	161
929363	165	934037	117	989359	129
929364	165	934199	119	989361	129
929365	165	934318	69	989398	129
929366	165	934319	135, 143	989588	155
929371TKA	167	934356	115	989591	159, 163
929372TKA	167	934502	175	989661	159, 163
929373	167	934516	183	989662	159, 163
929377	165	934669	57	989663	159, 163

INDEX NUMERICAL BY PART NUMBER



989664	159, 163
989665	161
989666	155
989667	155
990214	155
990496	53
992477	145
993061	185
994848	97
994976	145
996093	145
997834	183
998421	183
999052	117
999856	183
999973	159, 163
999974	159, 163

NSS 9, 25, 33, 59, 77, 81, 83,
97, 105, 107, 111, 121, 129, 135,
139, 143, 153, 167, 171

Website: www.transicold.net
Email: sales@tktransicold.com

Website: www.transicold.net
Email: sales@tktransicold.com

Website: www.transicold.net
Email: sales@tktransicold.com

Website: www.transicold.net
Email: sales@tktransicold.com

INDEX ALPHABETICAL BY DESCRIPTION



- * ADHESIVE - bushing, **59**
 * ARM - rocker, **17**
 * BAFFLE - breather, **17**
 * BALL, **27**
 * BAR - protection (bottom), **167**
 * BAR - protection (middle), **167**
 * BAR - protection (top), **167**
 * BAR - protection (vertical, 1085mm), **167**
 * BAR - protection (vertical, 955mm), **167**
 * BATTERY - BlueBox, **125**
 * BATTERY - dataloggers, **137**
 * BEARING, **65, 69, 77, 81**
 * BEARING - blower, **71**
 * BEARING - clutch (SLXi 50 units), **59**
 * BEARING - connecting rod (0.25 mm os), **21**
 * BEARING - connecting rod (std), **21**
 * BEARING - main, **9**
 * BEARING - main (0.25 mm os), **9**
 * BEARING - thrust, **25**
 * BEARING - thrust (0.25 mm os), **9**
 * BEARING - thrust (std), **9**
 * BEARING SET - connecting rod (standard), **97**
 * BEARING SET (0.005 us), **97**
 * BEARING SET (0.010 us), **97**
 * BEARING SET (0.020 us), **97**
 * BEARING SET (0.030 us), **97**
 * BLOCK - cylinder, **9**
 * BLOCK - supressor, **123**
 * BODY - compressor, **97**
 * BOLT - bearing cap, **9**
 * BOLT - connecting rod, **21**
 * BOLT - eye, **33, 37, 39**
 * BOLT - eye (with screen), **33**
 * BOLT - plate, **25**
 * BOWL, **169**
 * BOX - drop-down, **149**
 * BOX - tail lift charger, **145**
 * BRACKET - chute, back, **129**
 * BRACKET - chute, front, **129**
 * BRACKET - condenser, **91**
 * BRACKET - coolant tubes, **91**
 * BRACKET - hanger (part of kit 900351), **173**
 * BRACKET - hanger (part of kit 900374), **173**
 * BRACKET - hanger (part of kit 900392), **173**
 * BRACKET - harness, **115**
 * BRACKET - screen & filter, **99**
 * BRACKET - timer, **145**
 * BUSHING - camshaft, **9**
 * BUSHING - clutch (SLXi 50 units), **59**
 * BUSHING - idler gear, **25**
 * BUSHING - piston pin, **21**
 * BUSHING (SLXi 30 units), **59**
 * CABLE - fuel level sensor, **181**
 * CABLE - fuel level sensor, complete, **175**
 * CABLE - serial (3 wire, 3 M), **143**
 * CABLE - signal plug (100mm long optional), **171**
 * CABLE - signal plug (optional), **151**
 * CABLE - USB (150mm, female, mini), **143**
 * CABLE - USB (short, female, mini), **135**
 * CABLE (11M long, optional), **171**
 * CABLE (8M long), **171**
 * CAP, **105**
 * CAP - bearing, **9**
 * CAP - dust (5-pin, complete, includes gasket and lanyard), **115, 121**
 * CAP - fuel, **177, 179**
 * CAP - fuel (before 10/14, see note 1), **173**
 * CAP - joint, banjo, **39**
 * CAP - tank, **55**
 * CAP - valve, **19**
 * CAP - valve (brass), **93**
 * CAP - valve (plastic), **93**
 * CHARGER, **145**
 * CHUTE - air, **129**
 * CIRCLIP, **21**
 * CLAMP - battery (90 degree bend), **109, 113, 117**
 * CLAMP - harness, **141**
 * CLAMP - hose (24), **17**
 * CLAMP - screen, **97**
 * COIL, **83, 107, 111**
 * COIL - condenser, **91**
 * COIL - condenser (micro channel coil), **83**
 * COIL - radiator, **83, 91**
 * COIL - valve, **83, 107, 111**
 * CONNECTOR - harness grip, **145**
 * CONNECTOR - set of three (4 pin and two 9 pin), **143**
 * CONTROLLER, **141, 151**
 * CONTROLLER - flush mount (single temp), **147**
 * COVER, **145**
 * COVER - breather, **145**
 * COVER - drop-down, **145**
 * COVER - governor, **37**
 * COVER - oil pump, **27**
 * COVER - printer, **135**
 * COVER - pump, **97**
 * COVER - receptacle, **117**
 * CRANKSHAFT, **97**
 * DIAL - fuel (electronic), **173**
 * DOOR (w/ nameplate), **133**
 * DRAIN, **177, 179**
 * ELBOW - fuel, **169, 171**
 * ELBOW - heat exchanger, **85**
 * ELBOW - hose (1/4), **49**
 * ELBOW - hose fitting (3/8), **49**
 * FASTENER - adhesive backed, **151**
 * FILTER, **105**
 * FILTER - air cleaner, **53**
 * FILTER - fuel (EMI 3000), **49**
 * FILTER - fuel tank cleaner, **175**
 * FILTER - oil (compressor), **99**
 * FILTER & GASKET, **169, 171**
 * FITTING - transducer, **83**
 * FLAT WASHER, **35, 71, 73, 97, 99, 149, 173, 177, 179**
 * FUSE (20A), **171**
 * FUSE (2A), **151**
 * FUSE 2A, **133**
 * GASKET, **33, 43, 105**
 * GASKET - controller, **119, 149**
 * GASKET - copper (nozzle seat), **17**
 * GASKET - cover, **37**
 * GASKET - cylinder head, **43, 99, 103**
 * GASKET - drive end, **99**
 * GASKET - drive plate, **103**
 * GASKET - exhaust, **43**
 * GASKET - nozzle, **35**
 * GASKET - oil sump, **99, 103**
 * GASKET - plate, **101**
 * GASKET - pump end, **97**
 * GASKET - pump housing (X426), **103**
 * GASKET - pump housing (X430P), **103**
 * GASKET - receptacle, **117**
 * GASKET - ring, **33**
 * GASKET - sensor tube, **181**
 * GASKET - UFLS, **175**
 * GASKET - valve (service), **101, 103**
 * GASKET - valve cover, **17, 43**
 * GASKET - water pump, **43**

INDEX ALPHABETICAL BY DESCRIPTION



- * GASKET (5-pin connector), **149**
- * GASKET (6-pin connector), **149**
- * GAUGE - fuel, **173**
- * GAUGE - fuel (mechanical), **177, 179**
- * GEAR - camshaft, **25**
- * GEAR - ring, **21, 59**
- * GREASE, **65, 69, 71, 77**
- * GRIP - harness (reduced, 5.5 mm), **133**
- * GRIP - harness (standard, 7 mm), **133**
- * GROMMET, **141**
- * GROMMET - bracket, **157**
- * GROMMET - radiator (.5 in id), **91**
- * GROMMET (3/16 id), **145**
- * GUIDE - valve (exhaust), **19**
- * GUIDE - valve (intake), **19**
- * HANGER - fuel tank, **177, 179**
- * HARNESS - control box to evaporator, **147**
- * HARNESS - controller to evap, **147**
- * HARNESS - controller to panel (140 in), **141**
- * HARNESS - DAC w/ switch, **151**
- * HARNESS - drop-down (inc harness grips covers & gaskets), **149**
- * HARNESS - module, **109, 113**
- * HARNESS - power, **133**
- * HARNESS - service watch, **115**
- * HARNESS - terminals w/ fuse to controller, **141**
- * HEAD - cylinder, **99**
- * HEAD - fuel filter, **49**
- * HEATER - fuel (12 V), **171**
- * HINGE - left side, **161, 163**
- * HINGE - right side, **161, 163**
- * HOLDER - fuse, **133, 151, 171**
- * HOLDER - fuse, mini, **145**
- * HOLDER - nozzle, **41**
- * HOSE (3/8 od x 35 ft lg), **49**
- * HOUSING, **81**
- * HOUSING - fanshaft, **77**
- * HOUSING - oil pump, **97**
- * HOUSING - pump, **33**
- * HOUSING - upper, **105**
- * HUB - blower, **71**
- * INDICATOR - liquid, **83**
- * INSERT - panel, **159, 163**
- * INSERT - threaded (M4), **119**
- * INSERT - threaded (M6), **119**
- * JOINT - banjo, **33**
- * JOINT - banjo (elbow, engine), **33**
- * JOINT - banjo (fuel in), **37**
- * JOINT - banjo (fuel out), **39**
- * JOINT - banjo (straight, engine), **33**
- * JOINT - banjo (water), **37**
- * KEEPER - valve, **19**
- * KEY, **81**
- * KEY - blower end, **115**
- * KEY - gear, **21, 25**
- * KEY - motor shaft, **115**
- * KIT - box, remote controller, **147**
- * KIT - check valve repair, **105**
- * KIT - enclosure box, **139**
- * KIT - hardware, **129, 141, 167**
- * KIT - sensor, **151**
- * KIT - sleeve & eyelet (1/4), **49**
- * KIT - sleeve & eyelet (3/8), **49**
- * KIT - valve repair, **105**
- * KNOB - valve cover, **17**
- * LATCH - door, **159**
- * LEVER - control, **37**
- * LIFTER, **37**
- * LOCKNUT, **133**
- * LOCKWASHER, **37, 71, 73, 99, 149**
- * MECHANISM - printer, **135**
- * MODULE - low voltage, **109, 113**
- * MOUNT - bandwrap, **145**
- * MOUNT - protection bars, **167**
- * NAMEPLATE - 12 Volt, **145**
- * NAMEPLATE - 24 Volt, **145**
- * NAMEPLATE - Caution. Improper Oil, **93**
- * NAMEPLATE - DAC Control, **151**
- * NAMEPLATE - Fuel System Bleeding, **169, 171**
- * NAMEPLATE - IR Logo, **145**
- * NAMEPLATE - Rear Remote Control, **147**
- * NAMEPLATE - SafeGuard Battery Kit, **109, 113**
- * NAMEPLATE - SafeGuard Reset, **109, 113**
- * NAMEPLATE - Tail Lift Charger, **145**
- * NAMEPLATE - Thermo King, **155**
- * NAMEPLATE on/off, **115**
- * NUT, **37, 99, 115, 149, 173, 177, 179**
- * NUT - ball joint
- * NUT - charger,
- * NUT - holder,
- * NUT - hose (1/4), **49**
- * NUT - hose (3/8), **49**
- * NUT - lever, **37**
- * NUTSTRIP - latch, **159**
- * O-RING, **17, 33, 39, 83, 97, 99, 101, 105**
- * O-RING - cover, **17**
- * O-RING - cylinder head screw, **103**
- * O-RING - cylinder sleeve, **103**
- * O-RING - dust seal, **103**
- * O-RING - gauge to tank, **173**
- * O-RING - joint, **31**
- * O-RING - lifter, **37**
- * O-RING - oil galley, **103**
- * O-RING - oil pickup tube, **103**
- * O-RING - oil pump, **103**
- * O-RING - oil pump cover, **103**
- * O-RING - oil pump plug & drain plug, **103**
- * O-RING - plug, **37**
- * O-RING - pump, **39**
- * O-RING - sight glass, **103**
- * O-RING - solenoid, **37**
- * O-RING - stopper & eye bolt, **37**
- * O-RING - switch, **15, 107, 111**
- * O-RING - throttling valve, **103**
- * O-RING - valve, **85**
- * O-RING (#4), **95**
- * O-RING (12.0), **43**
- * O-RING (Tube-O, #10, #12), **97**
- * O-RING - regulator, **103**
- * ORIFICE, **27**
- * PANEL, **145**
- * PANEL - HMI, **149**
- * PANEL - solar (36W), **141**
- * PANEL - TouchPrint, **133**
- * PIN - dowel, **97**
- * PIN - dowel (SLX, 30 units), **59**
- * PIN - hinge, **119**
- * PIN - piston, **21**
- * PIN - snap, **33**
- * PIN - Spring, **19**
- * RISTON, **33, 97**
- * PLATE - baffle, **17**
- * PLATE - cover, **101**
- * PLATE - crankshaft, **99**
- * PLATE - PLATE - cover (w/ lifting hole), **101**
- * PLATE - valve, **101**
- * PLUG, **9, 19, 23, 27, 31, 37, 169, 171**

INDEX ALPHABETICAL BY DESCRIPTION



- * PLUG - drain, **15**
 * PLUG - frost (12 mm), **9**
 * PLUG - frost (30 mm), **9**
 * PLUG - frost (40 mm), **17**
 * PLUG - frost (50 mm), **9**
 * PLUG - magnetic (includes o-ring), **99**
 * PLUG - oil fill, **101**
 * PLUG - oil pump cover (includes o-ring), **97**
 * PLUG - pipe (1/4), **9**
 * PLUG - pipe (1/8), **9**
 * PLUG (1/8), **27**
 * PLUG (12 mm), **37**
 * PLUG (3/8), **27**
 * PROTECTOR - nozzle, **17**
 * PULLEY - blower, **71**
 * PULLEY - clutch, **69**
 * PULLEY - idler (grooved), **67**
 * PULLEY - idler (smooth), **65**
 * PULLEY - idler, complete (smooth), **79**
 * PUMP, **33, 175**
 * PUMP - feed, **39**
 * PUMP - oil, **97**
 * QUILT - panel, **163**
 * RAIL - din, **145**
 * REGULATOR, **97**
 * REGULATOR & BRUSH, **61, 107, 111, 115**
 * RELAY, **171**
 * RELAY - mini, **151**
 * RETAINER, **33**
 * RETAINER - nozzle, **17**
 * RETAINER - shaft, **37**
 * RETAINER - spring, **19**
 * RETAINER - valve, **33**
 * RING - retainer, internal, **81**
 * RING - snap, **65, 67, 69, 71, 77, 81**
 * RING SET (0.25 mm os), **21**
 * RING SET (0.50 mm os), **21**
 * RING SET (std), **21**
 * RIVET - bracket, **129**
 * RIVET - door, **159**
 * RIVET - mount, **145**
 * ROD - connecting, **97**
 * SCREEN - filter (inlet), **85**
 * SCREEN - filter (outlet), **85**
 * SCREEN - oil pickup, **97**
 * SCREEN - suction, **101**
 * SCREW, **177, 179**
 * SCREW - banjo, **49**
 * SCREW - blower to shaft, **73**
 * SCREW - bracket, **99, 115, 173**
 * SCREW - bracket (hex head), **91**
 * SCREW - bracket (torx head), **91**
 * SCREW - controller, **147**
 * SCREW - cover, **17, 145, 149**
 * SCREW - cover to housing, **97**
 * SCREW - harness/ cap, **115**
 * SCREW - housing, **99**
 * SCREW - hub to shaft, **71**
 * SCREW - idler limit, **39**
 * SCREW - lifter, **37**
 * SCREW - nozzle retainer, **17**
 * SCREW - oil sump, **99**
 * SCREW - panel, **133**
 * SCREW - plate, **101**
 * SCREW - pulley, **63, 71, 79**
 * SCREW - pump, **97**
 * SCREW - pump (hex head), **39**
 * SCREW - pump (socket head), **39**
 * SCREW - retainer, **37**
 * SCREW - sensor kit, **175**
 * SCREW - solenoid, **37**
 * SCREW - spindle (30mm), **71**
 * SCREW - timer, **145**
 * SCREW (2 in lg), **99**
 * SCREW (2-5/8 in lg), **99**
 * SEAL - copper, **35**
 * SEAL - crankshaft, **99**
 * SEAL - fanshaft, **73**
 * SEAL - oil, **11**
 * SEAL - valve stem (exhaust, marked w/ yellow stripe), **19**
 * SEAL - valve stem (intake), **19**
 * SEALER - thread, **97**
 * SENSOR - coolant, **55**
 * SENSOR - fuel level (ultrasonic), **179**
 * SENSOR - fuel level, ultrasonic (with gasket), **175**
 * SENSOR - temperature, DAC, **151**
 * SENSOR - thermistor (12m), **135**
 * SENSOR - thermistor (18m), **135**
 * SHAFT, **81**
 * SHAFT - fan, **77**
 * SHAFT - rocker arm, **17**
 * SHAFT - water bleed, **49**
 * SHIM (0.5 mm), **31**
 * SHIM (1 mm), **31**
 * SIGHT GLASS (does not include o-ring), **99**
 * SLEEVE - cylinder, **97**
 * SOLENOID, **47**
 * SOLENOID - stop, **97**
 * SOLENOID - throttle (see 309D4), **107, 111**
 * SPACER, **9, 31, 59**
 * SPACER - sensor, **175**
 * SPINDLE, **65, 67, 69**
 * SPINDLE - blower, **71**
 * SPRING, **17, 27, 33**
 * SPRING - lever, **37**
 * SPRING - piston, **33**
 * SPRING - valve, **19**
 * SPUD - fuel filter, **49**
 * STOPPER, **37**
 * STRAP - assembly, **177, 179**
 * STRIP - anti chaffing, **173**
 * STRIP - chafing (16.5 in lg), **177, 179**
 * STRIP - fuel tank, **173**
 * STRIP - gasket (50 ft), **145**
 * STUD - fuel pump, **11**
 * STUD - valve cover, **17**
 * SUMP - oil, **99**
 * SUPPORT - rocker arm, **17**
 * SWITCH - SafeGuard (see note), **109, 113, 117**
 * SWITCH ONLY - hpco, **93, 109, 113**
 * TAPE - anti-abrasive, **155**
 * TAPPE, **33**
 * TERMINAL - block, **145**
 * THERMOSTAT, **39, 43**
 * TIMER, **145**
 * TouchPrint - datalogger (1 serial port), **135**
 * TouchPrint - datalogger (3 serial port), **135**
 * TouchPrint - printer, **143**
 * TouchPrint - printer (see 275D9), **139**
 * TUBE - exchanger to accumulator tank, **85**
 * TUBE - fuel, **173**
 * TUBE - oil filter, **99**
 * TUBE - pickup, **177, 179**
 * TUBE - sensor (ultrasonic), **179**
 * TUBE - sensor, ultrasonic (with gasket), **175**
 * TUBE - inlet, expansion valve, **85**
 * VALVE, **33, 171**
 * VALVE - ball check, **173**
 * VALVE - check, **27, 49, 99**
 * VALVE - check (oil return), **99**
 * VALVE - exhaust, **19**

INDEX ALPHABETICAL BY DESCRIPTION



* VALVE - expansion, **85**
 * VALVE - intake, **19**
 * VALVE (Schrader), **35, 97**
 * VENT, **177, 179**
 * WASHER, **17, 65, 67, 69, 77**
 * WASHER - compressor seal (3/8), **103**
 * WASHER - oil pump (5/16), **103**
 * WASHER - retaining, **149**
 * WASHER - seal, **49**
 * WASHER - sealing, **99**
 * WASHER - sealing (12 mm), **37**
 * WASHER - sealing (14), **27**
 * WASHER - sealing (18 mm), **37**
 * WASHER - wave, **71, 77, 81**
 * WASHER - wedge (not required w/ longer bracket 988499), **173**
 ** BEARING, **67**
 ** BOX - enclosure, **139**
 ** BRACKET - controller, **141**
 ** CAP - fuel (10/14 & after, see note 1), **173**
 ** CONNECTOR (4-pin), **151**
 ** COVER - printer, **143**
 ** DIAL - fuel gauge, **177, 179**
 ** DIAL - fuel gauge (mechanical), **173**
 ** DOOR (w/ nameplate), **139**
 ** FACEPLATE, **147**
 ** FILTER, **171**
 ** FLATWASHER, **167**
 ** FUSE (10 amp), **141**
 ** FUSE 2A, **139**
 ** GASKET - brass cap, **93**
 ** GASKET - cap, **173, 177, 179**
 ** GASKET - connector (4-pin), **151**
 ** GASKET - nozzle, **41**
 ** GASKET - plastic cap, **93**
 ** GASKET - water pump, **31**
 ** GREASE, **67**
 ** GRIP - harness (reduced, 5.5 mm), **139**
 ** GRIP - harness (standard, 7 mm), **139**
 ** GROMMET (.75 in id), **91**
 ** GUIDE, **33**
 ** HARNESS - power, **139**
 ** HOLDER - fuse, **139**
 ** KEY - fuel tank, **173**
 ** KEY - shaft, **97**
 ** KIT - handle, TouchPrint enclosure, **139**

** KIT - latch & hinge, **133**
 ** LOCKNUT, **139**
 ** LOCKWASHER - hinge (bottom), **133**
 ** MECHANISM - printer, **143**
 ** NAMEPLATE SET, **133, 139**
 ** NOZZLE, **41**
 * NUT, **17, 167**
 ** NUT - bracket, **91**
 ** NUT - nozzle case, **41**
 ** O-RING - fuel gauge, **177, 179**
 ** O-RING - gauge to tank, **173**
 ** O-RING - inner, **39**
 ** PANEL - TouchPrint, **139**
 ** PIN, **33, 41**
 ** PIN - door hinge, **133**
 ** PIN - dowel, **97**
 ** PLATE - stop, **41**
 ** RETAINER - nozzle spring, **41**
 ** RIVET - chute, **129**
 ** RIVET - controller, **141**
 ** ROLLER, **33**
 ** ROLLER - printer, **135, 143**
 ** SCREEN (brass, #30), **33**
 ** SCREW - box to trailer, **133, 139**
 ** SCREW - bracket, **141**
 ** SCREW - M12 X 110, **167**
 ** SCREW - M12 X 25, **167**
 ** SCREW - M12 X 70, **167**
 ** SCREW - panel, **139**
 ** SCREW - pulley, **79**
 ** SCREW - valve adjust, **17**
 ** SEAL - cavity (plug), **151**
 ** SEAL - wire, **151**
 ** SHAFT - oil pump, **97**
 ** SHIM SET, **41**
 ** SOCKET (20-16 ga), **151**
 ** SPRING, **27**
 ** SPRING - nozzle, **41**
 ** STRIP - chafing (33 in lg), **177, 179**
 ** SWITCH - on/off, **151**
 ** WASHER, **129**
 ** WASHER - hinge (top), **133**
 ** WASHER - sealing (14), **27**
 *** CLIP - cover, **139**
 *** HINGE - clip, **139**
 *** LOCKWASHER - hinge (bottom), **139**
 *** PIN - door hinge, **139**
 *** WASHER - hinge (top), **139**

A

ADAPTER - controller tester, **35**
 ADAPTER - o-ring seal, **95**
 ADAPTER - suction valve (ETV units), **93**
 AIR CLEANER, **53**
 ALTERNATOR (120A, w/o fan, extended life), **61, 107, 111, 115**
 ALTERNATOR (120A, w/o fan, reman), **61, 107, 111, 115**
 ALTERNATOR (37A, w/o fan, extended life), **61, 107, 111, 115**
 ALTERNATOR (37A, w/o fan, reman), **61, 107, 111, 115**
 ANGLE - bracket, **161, 163**
 ANTENNA, **125**
 ANTISIPHON (optional, not included with fuel tank), **175**

B

BAFFLE - condenser, **155**
 BANDWRAP, **121**
 BANDWRAP (1.75 dia), **49**
 BATTERY - Premium AGM (880 CCA, see 310A3), **107, 111**
 BATTERY - Premium AGM (880 CCA), **117**
 BELT - blowers, **61**
 BELT - coolant pump, **55**
 BELT - engine to motor, **63**
 BLADE - damper, **75**
 BLOCK - slider, **61**
 BLOCKOFF - curbside, **155**
 BLOCKOFF - horizontal, **155**
 BLOCKOFF - vertical, **155**
 BLOWER - evaporator, **73**
 BLOWER - lower, **61, 71**
 BLOWER - upper, **61, 71**
 BOARD & CONTROLLER (SR-3), **119**
 BOLT - eye, **27, 47**
 BOLT - flywheel, **21**
 BOLT - unit, **155**
 BOLT - v-pulley, **21**
 BOOT - plunger, **47**
 BRACKET, **57**
 BRACKET - 3-way valve, **87**
 BRACKET - air cleaner, **53**
 BRACKET - antenna, **125**
 BRACKET - battery, **117**
 BRACKET - battery support, **117**



BRACKET - bottom, **157**
 BRACKET - bulkhead
 (11.5mm height), **155**
 BRACKET - bulkhead
 (17mm height), **155**
 BRACKET - cable tie, **119**
 BRACKET - clamp, **55**
 BRACKET - clip, **15**
 BRACKET - control box
 curtain, **155**
 BRACKET - door, **161, 163**
 BRACKET - door support, **165**
 BRACKET - engine
 (compressor end, front), **57**
 BRACKET - engine
 (compressor end, rear), **57**
 BRACKET - engine (coolant
 pump end, front), **57**
 BRACKET - engine (coolant
 pump end, rear), **57**
 BRACKET - filter (incl 22 -
 30), **27**
 BRACKET - harness
 (complete), **115**
 BRACKET - latch (bottom), **165**
 BRACKET - latch (top), **165**
 BRACKET - module, **125**
 BRACKET - motor, **115**
 BRACKET - overload relay
 (190-380/3/50), **123**
 BRACKET - overload relay
 (200/3/50-60, Japan), **123**
 BRACKET - plenum
 support, **153**
 BRACKET - pump, **35**
 BRACKET - radiator, **55**
 BRACKET - sensor, **157**
 BRACKET - skin mount (83
 mm tall), **155**
 BRACKET - skin mount (93
 mm tall), **155**
 BRACKET - solenoid, **47**
 BRACKET - spindle support
 (upper), **71**
 BRACKET - tensioner, **79**
 BRACKET - tensioner (see
 261F2), **63**
 BRACKET - top, **91**
 BRACKET - valve, **85**
 BUMPER - door, **159, 163**
 BUMPER - latch handle, **159,**
163
 BUSHING - damper pivot, **75**

C

CABLE - battery (neg), **107, 111**
 CABLE - battery (pos), **107, 111**
 CABLE - latch, **165**
 CABLE - supply (RS 485, 4
 pin, 3m, optional, use w/
 premium only), **133, 135**
 CABLE - USB, **121**
 CABLE - USB (long, laptop,
 optional, see note), **135**
 CAM - feed pump, **25**
 CAMSHAFT (incl items 2
 thru 5), **25**
 CAP - adapter, **95**
 CAP - flare, **93**
 CAP - hose, **15**
 CAP - oil fill, **11**
 CAP (units w/o oil level
 switch, push-in type), **15**
 CASE - gear, **11**
 CASE - oil seal, **13**
 CLAMP - dehydrator, **87**
 CLAMP - discharge tube, **87**
 CLAMP - distributor, **153**
 CLAMP - exhaust tube,
 complete w/ hardware, **53**
 CLAMP - heat exchanger, **87,**
153
 CLAMP - hose, **31, 53, 55**
 CLAMP - hose (.750-1.125
 dia), **55**
 CLAMP - hose (31 mm), **55**
 CLAMP - hose (39 mm), **55**
 CLAMP - hose, dual, **55**
 CLAMP - screen, **153**
 CLAMP - serpentine tube, **87**
 CLAMP - tube (1/2 inch
 tube), **89**
 CLAMP - tube (1/4 inch
 tube), **89**
 CLAMP - tube (3/4 inch
 tube), **89**
 CLAMP (.625 dia), **121**
 CLIP - clevis, **47**
 CLIP - fitting, fuel (1/4), **49**
 CLIP - fitting, fuel (3/8), **51**
 CLIP - hose, **15**
 CLUTCH - compressor
 (SLXi 50 units, includes 3
 and 11), **59**
 CLUTCH - compressor drive
 (see 312B4, SLXi 400 50), **63**
 COCK - drain, **31**
 COIL - condenser/ radiator
 (micro channel coil), **91**

COIL - condenser/ radiator
 (see 309H5), **83**
 COIL - evaporator,
 COIL - evaporator (see
 Refrigeration
 Components), **153**
 COIL - radiator, **55**
 COMPRESSOR - see
 compressor group, **59, 83**
 COMPRESSOR - X430P
 (dry, new exchange,
 internal oil filter, see
 293E2), **93**
 COMPRESSOR - X430P
 (dry, new exchange,
 internal oil filter), **97**
 CONNECTOR - fuel line (1/4
 straight), **173**
 CONNECTOR - harness
 grip (90 degrees), **119**
 CONNECTOR - harness
 grip (straight), **119**
 CONNECTOR - hose fitting
 (1/4), **177, 179**
 CONNECTOR - sensor, **73**
 CONNECTOR - set of three
 (4 pin and two 9 pin), **135**
 CONTACTOR - motor (190-
 380/3/50), **123**
 CONTACTOR - motor (200/
 3/50-60 Japan), **123**
 CONTROL BOX - plastic, **119**
 CONTROL BOX (see
 310A4), **107, 111**
 CONTROLLER - HMI-3 (w/
 gasket), **119**
 CONVERTER - fuel level
 (DAS, optional), **175**
 COUPLING - compressor
 drive (see 312B4, SLXi 400
 30), **63**
 COUPLING - compressor
 drive (SLXi 30 units,
 includes 3 4 and 6), **59**
 COVER, **11**
 COVER - bearing, **77**
 COVER - fuel tank, **175, 179**
 COVER - gear case, **11**
 COVER - harness, **119**
 COVER - high voltage tray
 (plastic), **121**
 COVER - oil pump (w/ check
 valve), **27**
 COVER - sound shield, **11**
 COVER - thermostat, **31**
 COVER - top (silver), **155**
 COVER - top (white), **155**

INDEX ALPHABETICAL BY DESCRIPTION



COVER - valve, **17**
 CRANKSHAFT, **21**
 CROSS DRIVE (see 226C2, SLXi 400 30 only), **63**
 CROSS DRIVE ASSEMBLY, **81**
 CURTAIN - noise (control box), **155**
 CURTAIN - noise (curbside, lower), **155**
 CURTAIN - noise (curbside, upper), **155**
 CURTAIN - noise (engine), **155**
 CURTAIN - noise (fans), **155**

D

DEHYDRATOR, **85**
 DIAL - fuel gauge (electrical, optional), **177, 179**
 DIPSTICK, **15**
 DISPLAY - face plate decal (status display), **131**
 DISPLAY - face plate decal (status/ fuel level display), **131**
 DISPLAY - face plate decal (status/ temp/ fuel level display), **131**
 DOOR - control box, **119**
 DOOR - control box (silver), **159, 163**
 DOOR - control box (white), **159, 163**
 DOOR - engine (left side, silver), **159, 163**
 DOOR - engine (left side, white), **159, 163**
 DOOR - engine (right side, silver), **159, 163**
 DOOR - engine (right side, white), **159, 163**

E

ELBOW, **85**
 ELBOW - hose (45 degree), **15**
 ELBOW - hose (90 degree), **15**
 ELBOW - hose fitting (3/8), **175**
 ENGINE (TK486V, interim TIER 4 compliant, 12V, 2200 rpm, new exchange), **9**

F

FAN - alternator (bi-directional), **61, 107, 111, 115**

FAN - motor (plastic), **113**
 FANSHAFT - complete, **77**
 FANSHAFT (see 225D13), **61**
 FANSHAFT ASSEMBLY (see 225D13), **73**
 FILTER - oil (EMI 3000), **29**
 FITTING - 1/4, **55**
 FITTING - 3/8, **55**
 FITTING - fuel, quick connect (1/4), **49**
 FITTING - fuel, quick connect (3/8), **49**
 FITTING - oil drain (ESOC), **15**
 FITTING - oil drain w/cap, **15**
 FITTING - oil inlet (ESOC), **29**
 FITTING - restriction, **95**
 FLANGE, **19, 25**
 FLANGE - compressor, **93**
 FLATWASHER, **15, 47, 49, 53, 57, 61, 63, 71, 73, 79, 87, 89, 93, 115, 117, 119, 125, 127, 153, 157, 159, 165, 179**
 FLATWASHER - 3 way valve, **87**
 FLATWASHER - solenoid valve, **87**
 FLYWHEEL, **21, 59**
 FRAME - unit, **153**
 FUSE - 60A, **121**
 FUSE (1A), **131**

G

GASKET, **31, 43**
 GASKET - adhesive, **11**
 GASKET - adhesive (RTV silicone), **15, 45**
 GASKET - air heater, **23, 43**
 GASKET - cap, **93**
 GASKET - control box door, **119**
 GASKET - copper (nozzle seat), **35, 41, 43**
 GASKET - cover, **11, 95, 119, 179**
 GASKET - exhaust, **53**
 GASKET - exhaust manifold, **23, 43**
 GASKET - flange, **19, 43**
 GASKET - head (see Service Bulletin TT537), **19**
 GASKET - inlet, **23**
 GASKET - intake manifold, **23, 43**
 GASKET - joint, **31**
 GASKET - liquid, **19**
 GASKET - oil filter bracket, **27**

GASKET - oil seal, **103**
 GASKET - oil su base), **103**
 GASKET - plug, **95**
 GASKET - sill, **153, 155**
 GASKET - thermostat case, **45**
 GASKET - valve (service), **93**
 GASKET (1.0 in id), **119**
 GASKET SET (inc items 3, 4, 6, 16), **31**
 GAUGE - fuel (electronic), **173**
 GEAR - crankshaft, **21**
 GEAR - injection pump, **25**
 GEAR (w/ bushing), **25**
 GRILLE - condenser, **155**
 GRILLE - evaporator (outlet), **153**
 GROMMET - ambient sensor, **157**
 GUARD - belt, **63**

H

HARNES - BlueBox, **125**
 HARNES - communication, **119**
 HARNES - evaporator, **147**
 HARNES - extension (CAN), **119**
 HARNES - fuel level sensor, **181**
 HARNES - fuse (multi temp units), **131**
 HARNES - high voltage, **123**
 HARNES - high voltage (Japan), **123**
 HARNES - iBox, **125**
 HARNES - jumper, **85, 107, 111**
 HARNES - main, **107, 119**
 HARNES - main (50 units) (includes 4 & 5), **111**
 HARNES - power, **123**
 HARNES - power (Japan), **123**
 HARNES - serial port (optional, use with 40-1193 - Premium only), **133**
 HARNES - service watch (included only with 40-1193), **135**
 HEAD - cylinder, **17**
 HEAT EXCHANGER, **85, 153**
 HEATER - air, **23**
 HEATER - air intake (see 309B6), **53**
 HEATER - frost plug, **9**

INDEX ALPHABETICAL BY DESCRIPTION



- HEATER - intake (see 309B6), **107, 111**
- HINGE, **161, 163**
- HINGE - front doors, **161, 165**
- HOLDER - records, **183**
- HOLDER - sensor (set of 10), **135**
- HOSE, **83**
- HOSE - air cleaner, **53**
- HOSE - drain, **31**
- HOSE - fuel (1/4), **175**
- HOSE - fuel line routing, **49**
- HOSE - inj pump to water pump, **31**
- HOSE - inlet (radiator to engine), **55**
- HOSE - oil drain (10 in long), **15**
- HOSE - oil drain (17 in long), **15**
- HOSE - outlet (thermostat to radiator), **55**
- HOSE - over flow, **55**
- HOSE - radiator to expansion tank, **55**
- HOSE - split, **87**
- HOSE (1/4 od x 35 ft lg), **49, 177, 179**
- HOSE (3/8 od x 35 ft lg), **175**
- HOSE & CLAMPS (nozzle to nozzle), **35**
- HOSE & CLAMPS (nozzle to pump), **35**
- HOUSING - blower, **73**
- HOUSING - flywheel, **13**
- I**
- IDLER - clutch, **69**
- IDLER - grooved (see 225E3), **61**
- IDLER - pulley (grooved pulley), **67**
- IDLER - pulley (smooth pulley), **65**
- IDLER - smooth (see 290H2), **61**
- INLET - evaporator blower, **73**
- INLET - intake manifold, **23**
- INSULATION - engine (curbside), **161, 165**
- INSULATION - engine (left side), **159**
- INSULATION - engine (right side), **159**
- INSULATION - engine (roadside), **165**
- INSULATION - panel (curbside), **165**
- INSULATION - panel (right side), **159**
- ISOLATOR - snubber (rear), **57**
- J**
- JOINT - pump, **31**
- JOINT - rod (ball), **47**
- K**
- KEY, **59, 77**
- KEY - compressor, **93**
- KEY - fan, **63**
- KEY - gear, **25**
- KEY - hub, **73**
- KIT - 2 caps w/ same keys, **173**
- KIT - air chute, **129**
- KIT - battery cable (30 ft. 4ga, ordered separately), **145**
- KIT - battery cable (45 ft. 4ga, ordered separately), **145**
- KIT - battery cable (60 ft. 4ga, ordered separately), **145**
- KIT - battery disconnect (SafeGuard), **109, 113, 117**
- KIT - check valve (fuel line), **49**
- KIT - control box, **147**
- KIT - coupler bushings and pins, 8 bushing and 8 pins (SLXi 30 units), **59**
- KIT - door switch (2 wire), **127**
- KIT - door switch (3 wire), **127**
- KIT - door switch (optional), **133**
- KIT - drop-down HMI (rectangular box), **149**
- KIT - drop-down HMI box, **149**
- KIT - enclosure box, **133**
- KIT - fuel / water filter (with primer pump & electric heater in filter head), **171**
- KIT - fuel filter, **49**
- KIT - fuel level (flushmount), **131**
- KIT - fuel level (left side), **131**
- KIT - fuel return, **35**
- KIT - fuel tank, **173, 177, 179**
- KIT - fuel tank (for replacing steel fuel tank), **173**
- KIT - fuel tank (Schwarzmueller), **173**
- KIT - fuel/ water filter (with primer pump, use 100453), **169**
- KIT - fuel/ water filter (primer pump), **161**
- KIT - gasket (see 272LE), **103**
- KIT - gasket (X430P), **103**
- KIT - gasket set (Rev 5, see SB1081 for more information), **43**
- KIT - hinge (left side, includes 18 & 20), **163**
- KIT - hinge (left side, includes 25 & 27), **161**
- KIT - hinge (right side, includes 20 & 21), **163**
- KIT - hinge (right side, includes 27 & 28), **161**
- KIT - latch w/ pin (see SPAB488 for more info), **159**
- KIT - low voltage disconnect, **109, 113**
- KIT - muffler extension (optional), **53**
- KIT - seal, **135**
- KIT - sensor, **73, 109, 113**
- KIT - sleeve & eyelet, **173**
- KIT - sleeve & eyelet (1/4), **177, 179**
- KIT - sleeve & eyelet (3/8), **175**
- KIT - solar panel, **141**
- KIT - status display (flush mount, SLX), **131**
- KIT - status display (flush mount), **131**
- KIT - status display (left side, SLX, T-Series Truck after 11/11), **131**
- KIT - status display (left side), **131**
- KIT - status display (right mount), **131**
- KIT - status display (right side, SLX), **131**
- KIT - status/ temperature/ fuel level display (flush mount), **131**
- KIT - status/ temperature/ fuel level display (left side), **131**
- KIT - tail lift charger, **145**
- KIT - temperature display (left side, degrees C, 12V only), **131**
- KIT - temperature display (left side, degrees F, 12V only), **131**
- KIT - temperature display (right side, degrees C, 12V only), **131**

INDEX ALPHABETICAL BY DESCRIPTION



KIT - TouchPrint, premium
(3S port, includes 452545,
items 3, 4, 5 & 6), **135**

KIT - TouchPrint, Premium
(3S, see 270E10), **133**

KIT - TouchPrint, printer, **139**

KIT - TouchPrint, printer
(includes 452544, items 3,
4, 5 & 6), **143**

KIT - TouchPrint, standard
(1S port, includes 452544,
items 3, 4, 5 & 6), **135**

KIT - TouchPrint, standard
(1S, see 270E10), **133**

KIT - Ultra-Sonic Fuel Level
Sensor (18 inch tanks), **179**

KIT - ultrasonic fuel level
sensor (see note 2,
optional, after 11/14), **175**

KIT - valve repair, **85, 107, 111**

KIT - DAC extension, **151**

L

LATCH - door, **163**

LATCH - door (bottom), **165**

LATCH - door (top), **165**

LEVER - injection control

(see 309C3), **47**

LIFTER - engine, **19**

LINER - service, **9**

LOCK - door, **159, 163**

LOCKWASHER, **47, 49, 53, 57,
61, 63, 71, 73, 75, 79, 87, 89, 93,
115, 117, 153, 159, 165, 179**

LOCKWASHER - 3 way
valve, **87**

LOCKWASHER - dome, **61**

LOCKWASHER - solenoid
valve, **87**

M

MANIFOLD - discharge, **95**

MANIFOLD - exhaust, **23**

MANIFOLD - intake, **23**

MEMBER - door support, **159**

MODULE - BlueBox, **125**

MOTOR - damper, **75**

MOTOR - damper (see
309E3), **109, 113**

MOTOR (15 hp, Japan,
SLXi 400 50), **63**

MOTOR (15 hp, Japan), **113,
115**

MOTOR (15 hp, SLXi 400
50), **63**

MOTOR (15 hp), **113, 115**

MOUNT - bandwrap, **121**

MOUNT - snubber, **57**

MOUNT - vibration, **57**

MOUNT - vibration (set of 2,
front, coolant pump end), **57**

MUFFLER, **53**

N

NAMEPLATE - 200V 50/60
HZ, **185**

NAMEPLATE - 220/50 230/
60, **185**

NAMEPLATE -
CargoWatch, **119, 183**

NAMEPLATE - Caution, **183**

NAMEPLATE - Caution
Improper Oil, **183**

NAMEPLATE - Caution,
Fan, **183**

NAMEPLATE - Caution,
High Voltage, **183**

NAMEPLATE - Caution,
High Voltage (multi-
language), **183**

NAMEPLATE - Danger
Tracking, **125**

NAMEPLATE - EEC, **183**

NAMEPLATE - Engine
Speed, **183**

NAMEPLATE - instructions
(see note), **143**

NAMEPLATE - IR, **183**

NAMEPLATE - On-Off, **183**

NAMEPLATE - outline, **121**

NAMEPLATE - R404A, **183**

NAMEPLATE - R452A
(small, 10 cm long), **185**

NAMEPLATE - Refrigerant
R404A, **183**

NAMEPLATE - Refrigerant
R452A, **185**

NAMEPLATE - Refrigerant,
Compressor Oil Type, **183**

NAMEPLATE - Relay
Board, **185**

NAMEPLATE - SLXi 100, **183**

NAMEPLATE - SLXi 200, **183**

NAMEPLATE - SLXi 300, **183**

NAMEPLATE - SLXi 400, **183**

NAMEPLATE - Sound
Power (95 Ldb), **183**

NAMEPLATE - Sound
Power (97 Ldb)

NAMEPLATE - Sound
Power (99 Ldb), **183**

NAMEPLATE - Thermo King
(black letters, no
background), **183**

NAMEPLATE - Thermo King
(black letters, white
background), **183**

NAMEPLATE - TK logo
(black & blue, 212 x 241), **183**

NAMEPLATE - TK logo
(black & blue, 76 x 86), **183**

NAMEPLATE - TK logo
(black & silver, 212 x 241), **183**

NAMEPLATE - TK logo
(black & silver, 76 x 86), **183**

NAMEPLATE - Unit Test, **183**

NAMEPLATE - USB, **119, 183**

NAMEPLATE - Voltage, **183**

NAMEPLATE - Whisper, **185**

NOZZLE - injection (2200
rpm engine), **35**

NUT - **11, 15, 23, 25, 27, 31, 33,
47, 53, 57, 61, 73, 75, 93, 115,
119, 153, 155, 157, 159**

NUT - hose (3/8), **175**

NUT - module, **125**

NUT - solenoid, **47**

NUT - tank, **87**

NUT (1/4), **173, 177, 179**

NUT (M12), **57**

NUTSTRIP - latch, **159, 163**

O

O-RING, **11, 33**

O-RING - adapter, **93**

O-RING - cap, **11**

O-RING - dipstick, **15**

O-RING - fuel injection
pump, **43**

O-RING - gear case (16
mm), **11**

O-RING - gear case (20
mm), **11**

O-RING - injection pump, **11**

O-RING - pipe, **27**

O-RING - valve, **93**

O-RING (16.0), **43**

O-RING (20.0), **43**

O-RING (31.5), **43**

O-RING (32.0), **43**

O-RING (50.0), **43**

INDEX ALPHABETICAL BY DESCRIPTION



OIL - compressor (use w/
R134a, R404A), **101**

P

PANEL - belts, **155**
 PANEL - block off, **157**
 PANEL - blockoff (top,
 plastic), **125**
 PANEL - blockoff (top), **155**
 PANEL - bottom, **165**
 PANEL - bottom (black), **161**
 PANEL - bottom (silver), **161**
 PANEL - lower right
 (silver), **159, 163**
 PANEL - lower right
 (white), **159, 163**
 PANEL - scroll, **73**
 PANEL - upper (silver), **155**
 PANEL - upper (white), **155**
 PAPER - thermal (pack of
 10), **133, 135, 139, 143**
 PIN - door hinge, **119**
 PIN - dowel, **11, 13, 21**
 PIN - dowel (SLXi 50 units), **59**
 PIN - spring, **21**
 PIPE - breather, **17**
 PIPE - fuel injection, **35**
 PIPE - oil, **27**
 PIPE - oil pickup, **27**
 PISTON (std, incl 2-4), **21**
 PISTON (w/ ring, 0.25 mm
 os), **21**
 PISTON (w/ ring, 0.50 mm
 os), **21**
 PLATE - cover, **95**
 PLUG, **27, 31, 95, 121**
 PLUG - access hole, **13**
 PLUG - fitting, fuel (1/4), **49**
 PLUG - fitting, fuel (3/8), **51**
 PLUG - pipe, **95**
 PLUNGER, **47**
 PROTECTION BARS, **167**
 PROTECTOR - nozzle, **35, 41,**
43
 PULLEY - alternator, **61**
 PULLEY - crankshaft, **21**
 PULLEY - fan (175 mm), **63**
 PULLEY - idler (see 225E4), **63**
 PULLEY - idler, complete
 (grooved), **79**
 PULLEY - motor (195 mm), **61**
 PULLEY - water pump, **31**
 PUMP - coolant (ELC
 compatible), **31**
 PUMP - coolant (see 309B9), **55**

PUMP - fuel (see 309C1), **49**
 PUMP - fuel injection (2200
 rpm see 309C2), **25, 27**
 PUMP - fuel injection (2200
 rpm, see 309C3), **35**
 PUMP - fuel injection (2200
 rpm), **37**
 PUMP - fuel injection (see
 309C2), **49**
 PUMP - fuel, complete, **33**

Q

QUILT - panel, **165**

R

RECEPTACLE - power, **113,**
117
 RELAY - overload (190-380/
 3/50), **123**
 RELAY - overload (200/3/50-
 60, Japan), **123**
 RETAINER - door latch, **159,**
163
 RETAINER - hinge, **161, 163**
 RETAINER - isolator, **57**
 RETAINER - sensor, **109, 113**
 RETAINER - tube (3 tubes), **35**
 RETAINER - tube (4 tubes), **35**
 RIVET - bearing cover, **77**
 RIVET - bracket, **55**
 RIVET - latch, **165**
 ROD - battery (front, L
 shape), **117**
 ROD - connecting, **21**
 ROD - push, **25**
 ROD - speed control, **47**
 ROTOR - inner, **27**
 ROTOR - outer, **27**

S

SCREEN - evaporator
 (inlet), **153**
 SCREW - 3 way valve, **87**
 SCREW - alternator (M10), **115**
 SCREW - alternator (M8), **115**
 SCREW - bracket, **47, 49, 53,**
57, 71, 117, 119, 123, 125, 153
 SCREW - bracket (20 mm), **29**
 SCREW - bracket (45 mm), **29**
 SCREW - bracket (75 mm), **29**
 SCREW - bracket mount, **79**
 SCREW - bracket to door, **165**
 SCREW - bracket to
 SCREW - bracket, 3
 valve, **87**
 SCREW - bushing, **75**
 SCREW - cable, **165**
 SCREW - cam, **25**
 SCREW - case (16 mm), **11**
 SCREW - case (30 mm), **13**
 SCREW - case (35 mm), **13**
 SCREW - case (45 mm), **11**
 SCREW - clamp, **87, 89, 153**
 SCREW - clamps, **89**
 SCREW - clip, **15**
 SCREW - clutch / coupling, **59**
 SCREW - contactor, **123**
 SCREW - control box to
 frame, **119**
 SCREW - controller, **119**
 SCREW - cover, **119, 121, 161,**
175, 179
 SCREW - cover (12 mm), **11**
 SCREW - cover (55 mm), **11**
 SCREW - cover (85 mm), **11**
 SCREW - cylinder head, **19**
 SCREW - damper stop, **73**
 SCREW - discharge valve, **93**
 SCREW - door, **119**
 SCREW - door switch (1 in), **127**
 SCREW - door switch (3/4
 in), **127**
 SCREW - engine (center,
 coolant pump end), **57**
 SCREW - engine
 (compressor end), **57**
 SCREW - engine (front,
 coolant pump end), **57**
 SCREW - engine (rear,
 coolant pump end), **57**
 SCREW - exhaust manifold
 (40 mm), **23**
 SCREW - fanshaft, **73**
 SCREW - flange, **19**
 SCREW - gear, **25**
 SCREW - grille, **153**
 SCREW - guard, **63**
 SCREW - head, **49**
 SCREW - hinge (M5), **161, 165**
 SCREW - hinge (M6), **161, 165**
 SCREW - housing, **13**
 SCREW - housing (25 mm), **13**
 SCREW - housing (25mm), **73**
 SCREW - housing (30 mm), **13**
 SCREW - housing (35mm), **73**
 SCREW - idler, **61**
 SCREW - inlet, **73**
 SCREW - inlet (35 mm), **23**

INDEX ALPHABETICAL BY DESCRIPTION



- SCREW - intake manifold (20 mm), **23**
 SCREW - intake manifold (80 mm), **23**
 SCREW - joint, **31**
 SCREW - latch, **159, 163**
 SCREW - lifter, **19**
 SCREW - manifold, **95**
 SCREW - motor, **75, 115**
 SCREW - mount & support, **57**
 SCREW - muffler, **53**
 SCREW - oil base (120 mm), **15**
 SCREW - oil base (25 mm), **15**
 SCREW - oil base (45 mm), **15**
 SCREW - oil base (85 mm), **15**
 SCREW - oil pump, **27**
 SCREW - panel, **73, 157, 165**
 SCREW - panel & grille (M6 X 16), **155**
 SCREW - panel & grille (M6 X 25), **155**
 SCREW - pipe (16 mm), **27**
 SCREW - pivot, **79**
 SCREW - plug (M12 x 16), **13**
 SCREW - pulley, **63**
 SCREW - pump, **31**
 SCREW - receptacle, **119**
 SCREW - retainer, **35**
 SCREW - selector, **123**
 SCREW - shaft, **73**
 SCREW - shield, **57, 73**
 SCREW - slot / mount, **79**
 SCREW - solenoid valve, **87**
 SCREW - spindle to bracket, **71**
 SCREW - spinning (M6 X 25), **61**
 SCREW - spinning (M6 X 60, brass), **61**
 SCREW - support, **35**
 SCREW - support (25 mm), **17**
 SCREW - support (50 mm), **17**
 SCREW - tank, **55**
 SCREW - tensioner, **61**
 SCREW - thermostat, **31**
 SCREW - tray, **121**
 SCREW - tray & accumulator tank, **87**
 SCREW - tube, **53**
 SCREW - valve & cover, **93**
 SCREW clamp, **153**
 SEAL - door, **161, 165**
 SEAL - fanshaft, **75**
 SEAL - HMI, **161, 163**
 SEAL - oil (axial), **13**
 SEAL - oil (large shaft, 1-3/16 dia), **93**
 SEAL - valve stem (exhaust), **43**
 SEAL - valve stem (intake), **43**
 SEAL - washer (10), **27**
 SEAT - valve (exhaust), **19**
 SEAT - valve (intake), **19**
 SELECTOR - phase, **123**
 SENSOR - Cargo Watch, handheld (optional), **133**
 SENSOR - coolant temperature, **55**
 SENSOR - coolant temperature (see 309D7), **109, 111**
 SENSOR - humidity (RS-485, 4 pin, optional, use w/ premium only), **133, 135**
 SENSOR - RPM, **107, 111**
 SENSOR - temp, **109, 113**
 SENSOR - thermistor (24m, optional), **135**
 SHAFT - damper blade, **73**
 SHAFT - idler gear, **25**
 SHAFT - rocker arm, **17**
 SHEET - insulation (trailer wall, 20 in x 21 in), **153**
 SHEET - insulation (trailer wall, 40 in x 16 in), **153**
 SHIELD - heat, **57**
 SHIELD - insulation, **73**
 SLEEVE - fuel hose protector (152mm), **51**
 SOCKET - relay, **151**
 SOLENOID - pilot, **83, 87**
 SOLENOID - pilot (see refrigeration grid), **107, 111**
 SOLENOID - pulsing, hot gas, **83, 87**
 SOLENOID - pulsing, hot gas (see refrigeration grid), **107, 111**
 SOLENOID - stop (see 309C3), **107, 111**
 SOLENOID - throttle (complete), **107, 111**
 SOLENOID (complete, incl 3, 4 & 5), **47**
 SPACER - insulator, **153**
 SPEEDI SLEEVE - front seal, **11, 21**
 SPINNING - condenser, **61**
 SPRING - latch (ccw bottom), **159, 163**
 SPRING - latch (cw top), **159, 163**
 STARTER, **107, 111**
 STOP - damper, **73**
 STRAP - door (383mm), **161**
 STRAP - door (444mm), **161**
 STRAP - ground
 STRIKE - door (lower), **153, 163, 165**
 STRIKE - door (upper), **153, 163, 165**
 STRIP - foam (1 meter lg, cut to length), **155, 161, 165**
 STRIP - foam (100 ft, cut to length), **161**
 STUD - compressor (1.75 in long), **93**
 STUD - compressor (2.25 in long), **93**
 STUD - exhaust manifold, **23**
 STUD - fuel pump, **33**
 STUD - injection pump, **11**
 SUMP - oil (lower), **15**
 SUMP - oil (upper), **15**
 SUPPORT - snubber mount, **57**
 SWITCH - hpco, **93**
 SWITCH - hpco (compressor), **109, 113**
 SWITCH - oil level, **107, 111**
 SWITCH - oil level (threaded type), **15**
 SWITCH - oil pressure, **107, 111**
 SWITCH - on/off (part of main harness), **109, 113**
T
 TANK - accumulator, **85, 87**
 TANK - expansion, **55**
 TANK - fuel (100 L), **177**
 TANK - fuel (190 L, 50 gal), **179**
 TANK - fuel (230L, plastic inc items 2 - 5), **173**
 TANK - receiver, **83, 87**
 TAPPET, **25**
 TENSIONER - belt, **61**
 TENSIONER - clutch (see 261F2), **63**
 TENSIONER - complete, **79**
 TESTER - compression, **35**
 THERMOSTAT (160 F, 71 C), **31**
 TOOL - data collector, w/ color touch screen (USB), **137**
 TOOL - datalogger, temperature only (USB), **137**
 TOOL - datalogger, temperature/ humidity (USB), **137**
 TOOL - fuel tank cleaner, **175**
 TOOL - injection pump gear remover, **11**
 TOOL - keyway alignment, **95**



TOOL - seal installer, **13**
 TOOL - seal remover, **13**
 TOOL - wrench, **169, 171**
 TOP FROST KIT (SLX Units), **151**
 TRANSDUCER - discharge, **83**
 TRANSDUCER - discharge (units w/ ETV), **107, 113**
 TRANSDUCER - suction, **83**
 TRANSDUCER - suction (ETV units), **93**
 TRANSDUCER - suction (units w/ ETV), **107, 111**
 TRAY - drip, **87**
 TRAY - high voltage (190-380/3/50), **123**
 TRAY - high voltage (200/3/50-60, Japan), **123**
 TRAY - high voltage (see 310A5), **121**
 TUBE - 3-way to solenoid, **83**
 TUBE - 3-way to condenser coil, **83**
 TUBE - condenser to joint, **83**
 TUBE - defrost, **83**
 TUBE - defrost to receiver tank, **83**
 TUBE - dehydrator to joint, **85**
 TUBE - drain, **153**
 TUBE - exhaust (flexible), **53**
 TUBE - inlet (hot gas valve), **83**
 TUBE - joint to check valve, **83**
 TUBE - muffler, **53**
 TUBE - receiver to dehydrator, **83**
 TUBE - serpentine, **85**
 TUBE - solenoid to compressor, **83**
 TUBE - sponge (insulation, cut to 11.0 in lg), **17**
 TUBE - transducer, **83**
 TUBE - vibrasorber to 3-way valve, **83**
 VALVE - relief, **85**
 VALVE - suction, **93**
 VALVE - throttling (see SB1097 for more information), **85, 107, 111**
 VALVE (Schrader), **95**
 VALVE (use only with filter 100415), **169**
 VIBRASORBER - discharge, **83**
 VIBRASORBER - suction, **85**

W

WASHER, **21, 25, 155**
 WASHER - dome, **73**
 WASHER - oil fill, **103**
 WASHER - sealing, **11, 31, 93**
 WASHER - sealing (10), **43**
 WASHER - sealing (16), **43**
 WASHER - sealing (8), **27, 43**
 WASHER - special, **57, 87, 115**

V

VALVE - 3-way, **105**
 VALVE - 3-way (see 226C6), **83, 87**
 VALVE - check (1/2 od), **83**
 VALVE - check (1/4 od), **83**
 VALVE - discharge (incl 9 & 10), **93**
 VALVE - drain, **153**
 VALVE - fuel injection, **41**
 VALVE - oil drain, **15**

Website: www.transicold.net
Email: sales@tktransicold.com

Website: www.transicold.net
Email: sales@tktransicold.com

Website: www.transicold.net
Email: sales@tktransicold.com

Website: www.transicold.net
Email: sales@tktransicold.com





Ingersoll Rand's Climate Solutions sector delivers energy-efficient HVACR solutions for customers globally. Its world class brands include Thermo King, the leader in transport temperature control and Trane, a provider of energy-efficient heating, ventilating and air conditioning systems, building and contracting services, parts support and advanced controls for commercial buildings and homes.

Distributed by:

Thermo King Corporate

314 West 90th Street
Minneapolis, MN 55420
Direct (952) 887-2200